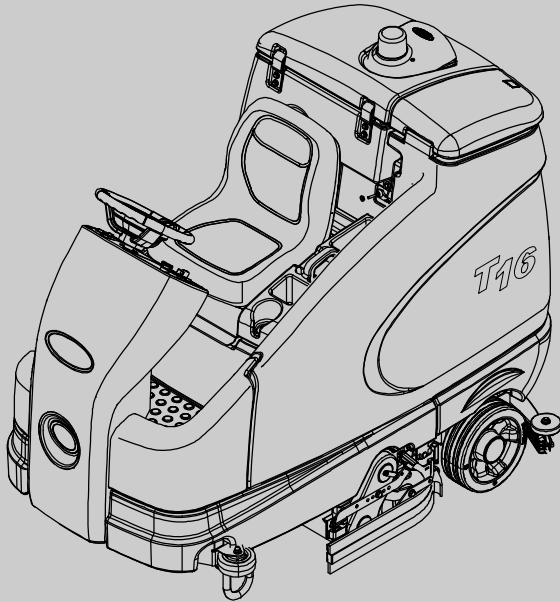





T16

(Battery)

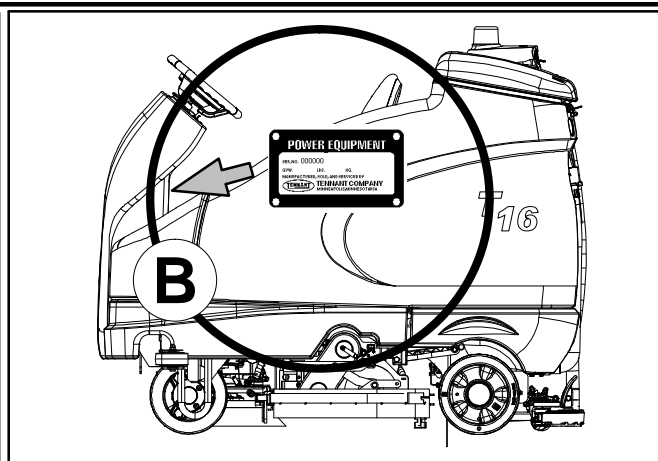
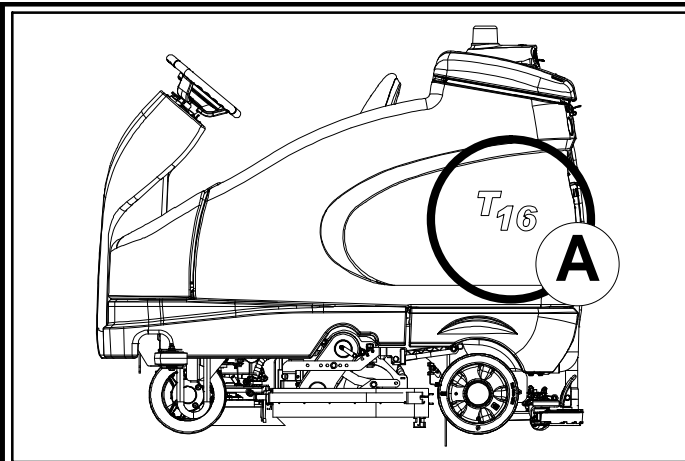
Rider Scrubber Parts Manual



www.tennantco.com

9008332
Rev. 02 (12-2011)





Ref	Part No.	Serial Number	Description	Qty.
1	82681	(000000—)	Bracket Wldt, Lpg Mount	1
2	63810	(000000—)	Latch Assy, Lpg Tank Mtg, W/Nut	4
3	51839	(000000—)	Nut Adjustable, Lpg Tank Mtg	2
4	49263	(000000—)	Tie, Cable	3
5	82556	(000000—001039)	Bracket, Vaporizer	1
6	54930	(000000—)	Vaporizer, LPG	1

HOW TO ORDER PARTS – See diagram above

Only use TENNANT Company supplied or equivalent parts. Parts and supplies may be ordered online, by phone, by fax or by mail.

Follow the steps below to ensure prompt delivery.

1. **(A)** Identify the machine model.
2. **(B)** Identify the machine serial number from the data plate.
3. **(C)** Ensure the proper serial number is used from the parts list.
4. Identify the part number and quantity.
Do not order by page or reference numbers.
5. Provide your name, company name, customer ID number, billing and shipping address, phone number and purchase order number.
6. Provide detail shipping instructions.

- (D)** ▽ – Identifies an assembly
▲ – Identifies parts included in assembly

Please fill out at time of installation for future reference.

Model No. – _____

Serial No. – _____

Machine Options – _____

Sales Rep. – _____

Sales Rep. phone no. – _____

Customer ID Number – _____

Installation Date – _____

Tennant N.V.

Industrielaan 6 5405 AB
P.O. Box 6 5400 AA Uden–The Netherlands
europe@tennantco.com
www.tennantco.com

Specifications and parts are subject to change without notice.

Original Instructions, copyright © 2011 TENNANT Company, Printed in The Netherlands

BG	<p>КАК ДА ПОРЪЧВАМЕ ЧАСТИ - Вижте схемата по-горе</p> <p>Използвайте само части, доставени от TENNANT или техни еквиваленти. Частите и доставките могат да се поръчат онлайн, по телефон, факс или по пощата.</p> <p>Следвайте долупосочените стъпки, за да си осигурите бърза и точна доставка.</p> <ol style="list-style-type: none"> (A) Посочете модела на машината. (B) Посочете серийния номер на машината от табелката с техническите данни. (C) Уверете се, че сте използвали точния сериен номер от списъка с части. Посочва номера на частта и количеството. Не поръчвайте части според страницата или референтните номера. Посочете своето име, наименованието на фирмата, клиентския номер, адреса за получаване на сметката и доставката, тел.номер и номера на поръчката. Посочете подробни инструкции за доставката. <hr/> <p>(D) ▽ – посочва начин на монтаж ▲ – посочва частите, включени в монтажа</p>	<p>Моля, попълнете по време на монтажа за бъдеща справка.</p> <p>Модел Э – _____</p> <p>Сериен Э – _____</p> <p>Опции на машината – _____</p> <p>Търговски представител – _____</p> <p>Тел. Э на търг. представител – _____</p> <p>Клиентски Э – _____</p> <p>Дата на монтаж – _____</p>
-----------	---	---

CZ	<p>OBJEDNÁVÁNÍ DÍLŮ - Viz schéma výše.</p> <p>Používejte pouze díly dodané společností TENNANT Company nebo jim odpovídající. Díly a materiál lze objednat online, telefonem, faxem nebo poštou.</p> <p>Aby bylo zajištěno rychlé dodání, postupujte podle kroků uvedených níže.</p> <ol style="list-style-type: none"> (A) Zjistěte model stroje. (B) Zjistěte sériové číslo stroje z výrobního štítku. (C) Použijte správné sériové číslo ze seznamu dílů. Určete číslo a množství dílů. Neobjednávejte podle stran nebo referenčních čísel. Uveďte jméno, název společnosti, číslo ID zákazníka, fakturační a dodací adresu, telefonní číslo a číslo objednávky. Uveďte podrobné pokyny pro dodání. <hr/> <p>(D) ▽ – označuje sestavu ▲ – označuje díly v sestavě</p>	<p>Vyplňte během sestavování pro budoucí potřebu.</p> <p>Číslo modelu – _____</p> <p>Sériové číslo – _____</p> <p>Doplňky zařízení – _____</p> <p>Obchodní zástupce – _____</p> <p>Tel. č. obchodního zástupce – _____</p> <p>Číslo ID zákazníka – _____</p> <p>Datum instalace – _____</p>
-----------	---	--

DE	<p>BESTELLEN VON ERSATZTEILEN – Siehe oben stehendes Diagramm.</p> <p>Verwenden Sie nur von TENNANT gelieferte oder gleichwertige Ersatzteile. Ersatz- und Verschleißteile können online, telefonisch, per Fax oder per E-Mail bestellt werden.</p> <p>Befolgen Sie für eine umgehende Lieferung die folgenden Schritte.</p> <ol style="list-style-type: none"> (A) Geben Sie das Modell der Maschine an. (B) Geben Sie die Seriennummer der Maschine an (auf dem Datenaufkleber). (C) Achten Sie darauf, dass die richtigen Seriennummer aus der Ersatzteilliste verwendet wird. Geben Sie die Ersatzteilnummer und die Menge an. Bestellen Sie nicht nach Seitenzahl oder Referenznummern. Geben Sie Ihren Namen, den Firmennamen, die Kundennummer, die Rechnungs- und Lieferadresse, die Telefonnummer und die Einkaufsauftragsnummer an. Erteilen Sie genaue Versandanweisungen. <hr/> <p>(D) ▽ – steht für eine Einheit ▲ – steht für Einzelteile einer Einheit</p>	<p>Bitte bei der Inbetriebnahme als Referenzangabe ausfüllen.</p> <p>Modellnr. – _____</p> <p>Seriennr. – _____</p> <p>Maschinenoptionen – _____</p> <p>Verkäufer – _____</p> <p>Telefonnummer des Verkäufers – _____</p> <p>Kundennummer – _____</p> <p>Installationsdatum – _____</p>
-----------	--	--

DK	<p>BESTILLING AF RESERVEDELE – Se ovenstående tabel.</p> <p>Brug kun reservedele, der er fremstillet af TENNANT, eller dele af tilsvarende kvalitet. Reservedele og tilbehør kan bestilles online, pr. telefon, pr. fax eller pr. brev.</p> <p>Følg nedenstående trin for at sikre hurtig levering.</p> <ol style="list-style-type: none"> (A) Identificér maskinmodellen. (B) Identificér maskinens serienummer på datamærkatet. (C) Kontrollér, at det rigtige serienummer bruges i reservedelslisten. Identificér reservedelsnummeret og antallet. Bestil ikke efter side- eller referencenumre. Angiv dit navn, firmanavn, kunde-id-nummer, faktureringsadresse og leveringsadresse, telefonnummer og indkøbsordnummer. Angiv detaljerede instruktioner til forsendelse. <hr/> <p>(D) ▽ – identificerer en enhed ▲ – identificerer reservedele i en enhed</p>	<p>Udfyld venligst på installationstidspunktet til fremtidig brug.</p> <p>Modellnr. – _____</p> <p>Serienr. – _____</p> <p>Maskineks-traudstyr – _____</p> <p>Salgskonsulent. – _____</p> <p>Salgskonsulentens tif. – _____</p> <p>Kunde-id-nr. – _____</p> <p>Installationsdato – _____</p>
-----------	--	---

EE	<p>KUIDAS VARUOSI TELLIDA – Vaadale alltoodud joonist.</p> <p>Kasutage ainult TENNANT Company poolt tarnitud või samaväärseid varuosid. Varuosi ja tarvikuid võib tellida Internetist, telefoni, faksi või posti teel.</p> <p>Kiire kohaletoomise tagamiseks järgige järgmisi juhiseid.</p> <ol style="list-style-type: none"> (A) Märkige masina mudel. (B) Märkige andmesildil olev masina seerianumber. (C) Veenduge, et olete valinud varuosade loendist õige seerianumbri. Märkige varuosade number ja kogus. Ärge tellige lehekülje- või viitenumbri alusel. Märkige oma nimi, ettevõtte nimi, kliendinumbr, arve- ja saatmisadress, telefoninumber ja ostutellimuse number. Lisage täpsed saatmisjuhised. <hr/> <p>(D) ▽ – tähistab komplekti ▲ – tähistab komplektis olevaid osi</p>	<p>Palun täitke paigaldamise ajal edaspidiseks viitamiseks.</p> <p>Mudeli nr – _____</p> <p>Seerianr – _____</p> <p>Masina valikulised detailid – _____</p> <p>Müügiesindus – _____</p> <p>Müügiesinduse telefoninumber – _____</p> <p>Kliendi number – _____</p> <p>Paigaldamise kuupäev – _____</p>
-----------	---	--

ES	<p>CÓMO SOLICITAR PIEZAS – Consulte el diagrama anterior.</p> <p>Utilice sólo las piezas suministradas por TENNANT Company o piezas equivalentes. Puede solicitar las piezas a través de internet, por teléfono, por fax o por correo.</p> <p>Siga los siguientes pasos para que la entrega sea rápida.</p> <ol style="list-style-type: none"> (A) Indique el modelo de máquina. (B) Indique el número de serie de la etiqueta de datos. (C) Asegúrese de que indica el número de serie correcto de la lista de piezas. Indique la cantidad y el número de la pieza. No realice el pedido indicando el número de página o el de referencia. Incluya su nombre, el nombre de la empresa, el ID de cliente, las direcciones de envío y facturación, el número de teléfono y el número del pedido de compra. Facilite instrucciones de envío. <hr/> <p>(D) ▽ – identifica un conjunto ▲ – identifica piezas de un conjunto</p>	<p>Rellene estos datos cuando realice la instalación para utilizarlos como referencia en el futuro.</p> <p>Nº modelo – _____</p> <p>Nº serie – _____</p> <p>Opciones de la máquina – _____</p> <p>Vendedor – _____</p> <p>Nº teléfono vendedor – _____</p> <p>Nº cliente – _____</p> <p>Fecha de instalación – _____</p>
-----------	--	---

FI	<p>KUINKA VARAOSIA TILATAAN – katso kuvaa yllä.</p> <p>Käytä ainoastaan TENNANTIN toimittamia tai niitä vastaavia varaosia. Voit tilata varaosia ja tarvikkeita internetistä, puhelimitse, faksilla tai sähköpostilla.</p> <p>Noudata seuraavia ohjeita täsmällisen toimituksen varmistamiseksi.</p> <ol style="list-style-type: none"> (A) Katso koneen malli. (B) Katso koneen sarjanumero sen tunnustarrasta. (C) Varmista, että osaluettelosta, että käytät oikeaa sarjanumeroa. Katso osanumero ja kappalemäärä. Älä tilaa ilmoittamalla sivu- tai viitenumeroita. Ilmoita nimesi, yrityksesi nimi, asiakasnumero, laskutus- ja toimitusosoite, puhelinnumero ja ostotilauksen numero. Ilmoita yksityiskohtaiset toimitusosoitteet. <hr/> <p>(D) ▽ – tarkoittaa kokoonpanoa ▲ – tarkoittaa kokoonpanoon sisältyviä osia</p>	<p>Ole hyvä ja täytä ottaessasi koneen käyttöön myöhempiä tarpeita varten.</p> <p>Mallinumero – _____</p> <p>Sarjanumero – _____</p> <p>Koneen lisävarusteet – _____</p> <p>Myyntiedustaja – _____</p> <p>Myyntiedustajan puhelinnumero – _____</p> <p>Asiakasnumero – _____</p> <p>Asennuspäivä – _____</p>
-----------	---	---

FR	<p>COMMENT COMMANDER DES PIÈCES DÉTACHÉES – Voir le schéma ci-dessus.</p> <p>Utilisez uniquement des pièces fournies par la société TENNANT ou équivalentes. Les pièces et fournitures peuvent être commandées en ligne, par téléphone, fax, ou par courrier.</p> <p>Suivez les étapes ci-dessous pour assurer une livraison rapide.</p> <ol style="list-style-type: none"> (A) Identifiez le modèle de la machine. (B) Identifiez le numéro de série de la machine, à partir de l'étiquette signalétique. (C) Assurez-vous que le numéro de série correct est utilisé à partir de la liste de pièces détachées. Identifiez le numéro de pièce et la quantité. Ne commandez pas par page ou numéros de référence. Fournissez votre nom, le nom de votre société, votre numéro d'identification de client, l'adresse de facturation et d'expédition, le numéro de téléphone et le numéro du bon de commande. Fournissez des instructions d'expédition détaillées. <hr/> <p>(D) ▽ – identifie un assemblage ▲ – identifie les pièces composant l'assemblage</p>	<p>A remplir au moment de l'installation à titre de référence.</p> <p>Nº du modèle – _____</p> <p>Nº de série – _____</p> <p>Options de la machine – _____</p> <p>Agent commercial – _____</p> <p>Nº tél. de l'agent commercial – _____</p> <p>Numéro d'identification client – _____</p> <p>Date d'installation – _____</p>
-----------	--	---

GR	<p>ΤΡΟΠΟΣ ΠΑΡΑΓΓΕΛΙΑΣ ΑΝΤΑΛΛΑΚΤΙΚΩΝ - Βλ. παραπάνω διάγραμμα.</p> <p>Χρησιμοποιήστε μόνο ανταλλακτικά παρεχόμενα από την TENNANT Company ή ισοδύναμα. Τα ανταλλακτικά και αναλώσιμα μπορούν να παραγγελθούν online, τηλεφωνικά, με φάξ ή ταχυδρομικά.</p> <p>Ακολουθήστε τα παρακάτω βήματα για να εξασφαλίσετε την έγκαιρη αποστολή τους.</p> <ol style="list-style-type: none"> (A) Βρείτε το μοντέλο μηχανήματος. (B) Βρείτε τον αριθμό σειράς του μηχανήματος από την ετικέτα στοιχείων. (C) Βεβαιωθείτε ότι χρησιμοποιείται ο σωστός αριθμός σειράς από τον κατάλογο ανταλλακτικών. Βρείτε κωδικό ανταλλακτικού και ποσότητα. Μην παραγγέλνετε βάσει σελίδας ή αριθμών αναφοράς. Δώστε το όνομα σας, όνομα εταιρείας, ID (κωδικό) πελάτη, διεύθυνση τιμολόγησης και αποστολής, αριθμό τηλεφώνου και αριθμό εντολής προμήθειας. Δώστε λεπτομερείς πληροφορίες αποστολής. 	<p>Παρακαλούμε συμπληρώστε κατά την ώρα της εγκατάστασης για μελλοντική αναφορά.</p> <p>Αρ. Μοντέλου – _____</p> <p>Αρ. σειράς – _____</p> <p>Επιλογές Μηχανήματος – _____</p> <p>Εκπ. πωλήσεων – _____</p> <p>Τηλ. εκπροσώπου πωλήσεων – _____</p> <p>Αριθμός πελάτη – _____</p> <p>Ημερομηνία εγκατάστασης – _____</p>
	<p>(D) ▽ – υποδηλώνει υποσύστημα ▲ – υποδηλώνει τα μέρη που περιλαμβάνονται στο υποσύστημα</p>	

HU	<p>HOGYAN RENDELJÜNK ALKATRÉSZEKET - Lásd: fenti diagramm.</p> <p>Kizárólag TENNANT vagy azzal egyenértékű cserealkatrészeket használjon. Az alkatrészeket és anyagokat meg lehet rendelni az Interneten keresztül, vagy telefonon, faxon és e-mailben.</p> <p>A pontos szállítás érdekében kövesse az alábbi lépéseket.</p> <ol style="list-style-type: none"> (A) Adja meg a gép típusát. (B) Az adatszímke alapján adja meg a gép gyártási számát. (C) Ügyeljen arra, hogy a megfelelő gyártási számot válassza ki az alkatrésztábláról. Adja meg a rendelési számot és a mennyiséget. A rendeléshez ne az oldalszámot vagy a hivatkozási számot használja. Adja meg a nevét, a cége nevét, az ügyféazonosító számát, a számlázási és szállítási címét, a telefonszámát és a rendelési számot. Adjon részletes szállítási utasításokat. 	<p>A későbbi visszakeresések érdekében kérjük, hogy a rovatokat az első üzembehelyezéskor töltsse ki.</p> <p>Típuszám – _____</p> <p>Gyártási szám – _____</p> <p>A gép felszereltsége – _____</p> <p>Kereskedelmi képviselő – _____</p> <p>Kereskedelmi képviselő telefonszáma – _____</p> <p>Ügyfél azonosító száma – _____</p> <p>Üzembehelyezés dátuma – _____</p>
	<p>(D) ▽ – a jel csomagra utal ▲ – a jel a csomagban található alkatrészekre utal</p>	

IT	<p>COME ORDINARE LE PARTI – Vedere schema precedente.</p> <p>Utilizzare solo ricambi forniti da TENNANT o equivalenti. Ricambi e forniture possono essere ordinati online, per telefono, via fax o per posta elettronica.</p> <p>Per ottenere una consegna rapida, seguire i passaggi indicati di seguito.</p> <ol style="list-style-type: none"> (A) Identificare il modello della macchina. (B) Identificare il numero di serie della macchina dall'etichetta dei dati. (C) Utilizzare il numero di serie corretto presente nell'elenco delle parti di ricambio. Identificare numero di parte e quantità. Non ordinare per numero di pagina o di riferimento. Fornire nome del contatto, nome della società, numero di ID cliente, indirizzo di fatturazione e di spedizione, numero di telefono e numero di ordine di acquisto. Fornire istruzioni dettagliate per la spedizione. 	<p>Compilare il modulo al momento dell'installazione per poterlo consultare in futuro in caso di necessità.</p> <p>N. Modello – _____</p> <p>N. Serie – _____</p> <p>Opzioni della macchina – _____</p> <p>Venditore – _____</p> <p>Tel. venditore – _____</p> <p>Numero ID cliente – _____</p> <p>Data di installazione – _____</p>
	<p>(D) ▽ – identifica un gruppo ▲ – identifica parti comprese in un gruppo</p>	

LT	<p>KAIP UŽSISAKYTI DALIS – žr. diagramą viršuje.</p> <p>Naudokite tik "Tennant" kompanijos tiekiamas arba lygiavertes joms dalis. Dalis galite užsisakyti internetu, telefonu, faksu bei elektroniniu paštu.</p> <p>Kad užsakymas būtų greičiau išvykdytas, laikykitės išvardytų taisyklių.</p> <ol style="list-style-type: none"> (A) Nurodykite mašinos modelį. (B) Nurodykite mašinos serijos numerą, kurį rasite ant duomenų žymės. (C) Ąsitinkite, kad nurodomas tikslus serijos numeris iš dalių sąrašo. Nurodykite dalies numerą ir reikiamą kiekį. Neužsakinėkite pagal puslapius ar nuorodas numerius. Nurodykite savo vardą, kompanijos pavadinimą, kliento ID numerą, sąskaitos išrašymo ir vežimo adresą, telefono numerą ir pirkimo užsakymo numerą. Nurodykite išsamias gabenimo instrukcijas. 	<p>Prašome užpildyti montavimo metu, siekiant gauti informaciją ateityje.</p> <p>Modelio Nr. – _____</p> <p>Serijos Nr. – _____</p> <p>Mašinos versija – _____</p> <p>Komivojažeriaus – _____</p> <p>Komivojažeriaus tel. nr. – _____</p> <p>Pirkėjo ID numeris – _____</p> <p>Sumontavimo data – _____</p>
	<p>(D) ▽ – žymi sistemą ▲ – nurodo sistemos dalis</p>	

LV	<p>KĀ PASŪTĪT REZERVES DETAĪĀS – Skat. diagrammu iepriekš.</p> <p>izmantojiet tikai TENNANT Company piegādātās vai tām līdzvērtīgas rezerves detaļas. Daļas un piegādi var pasūtīt internetā, pa tālruni, pa faksu vai pastu.</p> <p>Lai nodrošinātu savlaicīgu piegādi, sekojiet zemāk aprakstītajiem soļiem.</p> <ol style="list-style-type: none"> (A) Nosakiet mašīnas modeli. (B) Nosakiet mašīnas sērijas numuru uz tehnisko datu uzlīmes. (C) Pārlicinieties, ka tiek uzrakstīts attiecīgais sērijas numurs no detaļu saraksta. Nosakiet detaļas numuru un skaitu. Veicot pasūtījumus neatsaucieties uz lappuši vai norādes numuriem. Uzrakstiet savu vārdu, uzņēmuma nosaukumi, klienta identitātes numuru, adresi rēķina piesūtīšanai un piegādei un pirkuma pasūtījuma numuru. Sniedziet detalizētu informāciju par piegādi. <hr/> <p>(D) ▽ – nosaka ierīci ▲ – nosaka detaļas, kas ir komplektā ar ierīci</p>	<p>Veicot uzstādīšanu, lūdzam pierakstīt attiecīgo informāciju izmantošanai turpmāk.</p> <p>Modeļa Nr. – _____</p> <p>Sērijas Nr. – _____</p> <p>Mašīnas opcijas – _____</p> <p>Pārdošanas pārst. – _____</p> <p>Pārdošanas pārst. tālr. Nr. – _____</p> <p>Klienta numurs – _____</p> <p>Uzstādīšanas datums – _____</p>
-----------	---	--

NL	<p>HOE ONDERDELEN TE BESTELLEN – Zie schema hierboven.</p> <p>Gebruik alleen onderdelen die door TENNANT Company zijn geleverd of soortgelijke onderdelen. Onderdelen en voorraden kunnen online, per telefoon, fax of schriftelijk besteld worden.</p> <p>Volg de stappen hieronder om een juiste levering te garanderen.</p> <ol style="list-style-type: none"> (A) Bepaal het machinemodel. (B) Lees het serienummer van de machine af van het gegevenslabel. (C) Zorg dat het juiste serienummer wordt gebruikt uit de onderdelenlijst. Bepaal het artikelnummer en het aantal. Bestel niet aan de hand van pagina's of referentienummers Geef uw naam, bedrijfsnaam, klantnummer, factuur- en leveringsadres, telefoonnummer en bestelnummer op. Geef gedetailleerde leveringsinstructies op. <hr/> <p>(D) ▽ – geeft een eenheid aan ▲ – geeft de onderdelen van de eenheid aan</p>	<p>Vul tijdens installatie de onderstaande gegevens in voor eventueel toekomstig gebruik.</p> <p>Modelnr. – _____</p> <p>Serienr. – _____</p> <p>Machine-opties – _____</p> <p>Verkoopvert. – _____</p> <p>Telnr. verkoopvert. – _____</p> <p>Klantnummer – _____</p> <p>Installatiedatum – _____</p>
-----------	---	--

NO	<p>HVORDAN BESTILLE DELER – Se diagram over.</p> <p>Bruk kun deler levert av TENNANT Company eller ekvivalente deler. Deler og forsyninger kan bestilles online, per telefon, per faks eller per post.</p> <p>Følg trinnene under for å sikre rask levering.</p> <ol style="list-style-type: none"> (A) Angi maskinmodellene. (B) Angi maskinens serienummer fra typeskiltet. (C) Forsikre deg om at korrekt serienummer brukes fra delelisten. Angi delenummer og antall. Bestill ikke ut fra side- eller referansenumre. Angi ditt navn, firmanavn, kunde-ID-nummer, fakturerings- og forsendelsesadresse, telefonnummer og innkjøpsordrenummer. Angi detaljerte forsendelsesinstruksjoner. <hr/> <p>(D) ▽ – angir en delegruppe ▲ – angir deler inkludert i en delegruppe</p>	<p>Fyll ut ved installasjonstidspunkt for fremtidig bruk.</p> <p>Modellnr. – _____</p> <p>Serienr. – _____</p> <p>Maskinens tilleggs – _____</p> <p>Salgsrep. – _____</p> <p>Salgsrep. telefonnr. – _____</p> <p>Kunde-ID-nummer – _____</p> <p>Installasjonsdato – _____</p>
-----------	---	--

PL	<p>JAK ZAMAWIAĆ CZĘŚCI - patrz schemat powyżej.</p> <p>Należy używać wyłącznie części dostarczanych przez firmę TENNANT Company lub równoważnych. Części i dostawy mogą być zamawiane online, przez telefon, faksem lub pocztą.</p> <p>Aby zapewnić szybką dostawę, należy przestrzegać następujących wskazówek.</p> <ol style="list-style-type: none"> (A) Określić model maszyny. (B) Określić numer seryjny maszyny znajdujący się na tabliczce znamionowej. (C) Odszukać ten numer seryjny w wykazie części. Określić numer części i ilość. Nie zamawiać na podstawie numeru strony lub liczby porządkowej wykazu. Podać swoje nazwisko, nazwę firmy, numer identyfikacyjny klienta, adres dostawy i dostarczenia rachunku, numer telefonu i numer zamówienia zakupu. Podać dokładne instrukcje dotyczące dostawy. <hr/> <p>(D) ▽ – oznacza zespół ▲ – oznacza część w zespole</p>	<p>Prosimy wpisać datę instalacji do późniejszego wykorzystania.</p> <p>Nr modelu – _____</p> <p>Nr seryjny – _____</p> <p>Opcje maszyny – _____</p> <p>Przedst. sprzedaży – _____</p> <p>Nr tel. przedst. sprzed. – _____</p> <p>Nr ident. klienta – _____</p> <p>Data instalacji – _____</p>
-----------	---	---

PT G	<p>COMO ENCOMENDAR PEÇAS – Consulte o diagrama acima.</p> <p>Utilize apenas peças fornecidas pela TENNANT Company ou equivalentes. As peças e consumíveis podem ser encomendados online, por telefone, fax ou correio.</p> <p>Siga os passos abaixo para garantir uma entrega rápida.</p> <ol style="list-style-type: none"> 1. (A) Identifique o modelo da máquina. 2. (B) Identifique o número de série da máquina que se encontra na etiqueta de dados. 3. (C) Certifique-se de que usa o número de série correcto da lista de peças. 4. Identifique o número de produto e a quantidade. Não encomende através de números de página ou de referência. 5. Forneça o seu nome, o nome da empresa, o número de ID do cliente, os endereços de facturação e entrega, o número de telefone e o número da nota de encomenda. 6. Forneça instruções de entrega detalhadas. <hr/> <p>(D) ▽ – identifica uma unidade ▲ – identifica peças incluídas numa unidade</p>	<p>Preencha na altura da instalação para futura referência.</p> <p>Modelo nº – _____</p> <p>Nº de série – _____</p> <p>Opções da máquina – _____</p> <p>Vendedor – _____</p> <p>Telefone do vendedor – _____</p> <p>Número de ID do cliente – _____</p> <p>Data de instalação – _____</p>
-----------------	---	--

RU	<p>КАК ЗАКАЗАТЬ ЗАПЧАСТИ - См. схему ниже.</p> <p>Используйте только запчасти, поставляемые компанией TENNANT или их аналоги. Запасные части и расходные материалы можно заказать в режиме онлайн, телефоном, факсом или электронной почтой.</p> <p>Для своевременной доставки следуйте описанным ниже инструкциям.</p> <ol style="list-style-type: none"> 1. (A) Укажите модель машины. 2. (B) Укажите серийный номер машины, обозначенный на табличке технических данных. 3. (C) Удостоверьтесь, что надлежащий серийный номер перечислен в списке запчастей. 4. Укажите номер детали и нужное количество. Не используйте номера страниц или ссылок. 5. Укажите свое имя, название компании, идентификационный номер покупателя, расчетный адрес и адрес доставки, телефонный номер и номер заказа на покупку. 6. Укажите подробные сведения о доставке. <hr/> <p>(D) ▽ – означает узел ▲ – обозначает деталь узла</p>	<p>Во время установки заполните, пожалуйста, эти сведения для того, чтобы ссылаться в дальнейшем.</p> <p>Модель Э – _____</p> <p>Серийный Э – _____</p> <p>Опции машины – _____</p> <p>Торговый представитель – _____</p> <p>Телефон торгового представителя – _____</p> <p>Идент. номер покупателя – _____</p> <p>Дата установки – _____</p>
-----------	---	--

SE	<p>BESTÄLLNING AV RESERVDLAR – Se ovanstående schema.</p> <p>Använd endast delar från Tennant Company eller likvärdiga. Delar och material kan beställas online, telefoniskt, per fax eller post.</p> <p>Följ nedanstående steg för en snabb leverans.</p> <ol style="list-style-type: none"> 1. (A) Identifiera maskinens modell. 2. (B) Identifiera maskinens serienummer på typskylten. 3. (C) Kontrollera att rätt serienummer används från dellistan. 4. Identifiera artikelnumret och mängden. Beställ inte med hjälp av sido- eller referensnummer. 5. Uppge ditt namn, företagets namn, kundens ID-nummer, faktura- och leveransadress, telefonnummer och ordernumret vid inköp. 6. Ge detaljerade transportanvisningar. <hr/> <p>(D) ▽ – identifierar en modul ▲ – identifierar delar som ingår i en modul</p>	<p>Fyll i vid installation och spar för framtida bruk.</p> <p>Modellnr. – _____</p> <p>Serienr. – _____</p> <p>Tilvalsutrustning – _____</p> <p>Försäljare – _____</p> <p>Försäljarens tel.nr. – _____</p> <p>Kundnummer – _____</p> <p>Installationsdatum – _____</p>
-----------	--	---

SK	<p>POSTUP PRI OBJEDNÁVANÍ ČASTÍ - Pozri vyššie uvedený diagram.</p> <p>Využívajte výhradne dielce dodané spoločnosťou TENNANT, alebo ich ekvivalenty. Dielce a položky je možné objednať online, telefonicky, faxom, alebo poštou.</p> <p>Na zabezpečenie promptného doručenia sa riadte nasledovnými krokmi.</p> <ol style="list-style-type: none"> 1. (A) Identifikujte model stroja. 2. (B) Z etikety s údajmi identifikujte sériové číslo stroja. 3. (C) Ubezpečte sa, že ste zadali správne sériové číslo zo zoznamu dielcov. 4. Identifikujte číslo dielu a množstvo. Neobjednávajte pomocou čísel strán, alebo referenčných čísel. 5. Zadajte Vaše meno, meno spoločnosti, ID číslo zákazníka, fakturačnú a prepravnú adresu, telefónne číslo a objednávacie číslo dielu. 6. Uvedte podrobné prepravné pokyny. <hr/> <p>(D) ▽ – identifikuje sadu ▲ – identifikuje časti sady</p>	<p>Vyplňte prosím pri inštalácii pre prípad potreby v budúcnosti.</p> <p>č. modelu – _____</p> <p>Sériové č. – _____</p> <p>Zvláštne príslušenstvo stroja – _____</p> <p>Obchodné zastúpenie – _____</p> <p>Obch. zastúpenie tel. č. – _____</p> <p>ID č. zákazníka – _____</p> <p>Dátum inštalácie – _____</p>
-----------	---	--

SL	<p>NAROČANJE NADOMESTNIH DELOV - glejte zgornjo sliko.</p> <p>Uporabljajte samo originalne nadomestne dele Tennant ali enakovredne dele. Dele in potrošni material lahko naročite prek spleta, po telefonu, faksu ali pošti.</p> <p>Za zagotovitev čimbolj hitre dostave sledite spodnjim navodilom.</p> <ol style="list-style-type: none"> (A) Ugotovite model stroja. (B) Na ploščici s podatki poiščite serijsko številko stroja. (C) Poskrbite, da na seznamu nadomestnih delov poiščete pravilno serijsko številko. Poiščite številko dela in potrebno količino. Pri naročilih ne navajajte strani ali referenčne številke. Navedite svoje ime, ime podjetja, ID številko stranke, naslova za dostavo in izdajo računa, telefonsko številko in številko naročila. Navedite podrobna navodila za dostavo. <hr/> <p>(D) ▽ – označuje sklop ▲ – označuje dele sklopa</p>	<p>Prosimo, da ob vgradnji izpolnite te podatke, da vam bodo v prihodnje na voljo.</p> <p>Št. modela – _____</p> <p>Serijska številka – _____</p> <p>Dodatna oprema stroja – _____</p> <p>Prodajni predstavnik – _____</p> <p>Telefonska št. prodajnega predstavnika – _____</p> <p>Številka stranke – _____</p> <p>Datum vgradnje – _____</p>
-----------	--	---

TR	<p>PARÇALARIN SİZİ PARÇALANMADA KULLANMAYA BAKIŞI – Yukarıdaki şekle bakın.</p> <p>Yalnızca TENNANT Company'den sağlanan veya eklemlerde parçalar kullanın. Parça veya sarf malzemeleri çevrimiçi olarak, telefonla, faksla veya postayla sipariş edilebilir.</p> <p>Zamanında teslimat sağlamak için aşağıdaki adımları izleyin.</p> <ol style="list-style-type: none"> (A) Makine modelini belirtin. (B) Veri etiketinden makine seri numarasını belirtin. (C) Parça listesinden uygun seri numarasını kullanarak emin olun. Parça numarasını ve miktarını belirtin. Sayfa veya referans numaralarını kullanarak sipariş vermeyin. Adınızı, şirketinizin adresini, müşteri kimlik numarasını, faturalama ve sevkiyat adreslerini, telefon numarasını ve satış alma sipariş numarasını belirtin. Ayrıntılı sevkiyat talimatlarını belirtin. <hr/> <p>(D) ▽ – bir tertibatı belirtir ▲ – tertibattaki parçaları belirtir</p>	<p>Bu tarihlere başvurmak için lütfen kurulum sırasında doldurun.</p> <p>Model No. – _____</p> <p>Seri No. – _____</p> <p>Makine Seçenekleri – _____</p> <p>Satış Temsilcisi – _____</p> <p>Satış Temsilcisi telefon no. – _____</p> <p>Müşteri Kimlik Numarası – _____</p> <p>Kurulum Tarihi – _____</p>
-----------	--	--

GENERAL RECOMMENDED MAINTENANCE

General Recommended Maintenance Items

Ref.	Part No.	Serial Number	Description	Qty.
▽	9008089	(0000-) Blade Kit, Sqge, Linatex, Ci [T16]	1
▲	1054670	(0000-) Blade, Sqge, Side Linatex	2
▲	1051283	(0000-) Blade, Sqge, Rear Linatex	1
▲	1056453	(0000-) Blade, Sqge, Front, 43.19l [Linard]	1
▽	9008090	(0000-) Blade Kit, Sqge, Ure, Ci [T16]	1
▲	1061198	(0000-) Blade, Sqge, Rear, Ure	1
▲	1061200	(0000-) Blade, Sqge, Front, 43.19l, Ure	1
▲	1061185	(0000-) Blade, Sqge, Side, 25.10l Ure	2
▽	9008094	(0000-) Blade Kit, Sqge, Rbr, Gum, Ci [T16]	1
▲	1061199	(0000-) Blade, Sqge, Rear, Gum	1
▲	1061201	(0000-) Blade, Sqge, Front, 43.19l, Gum	1
▲	1061184	(0000-) Blade, Sqge, Side, 25.10l Gum	2
	363162	(0000-) Wheel, 04.0d 0.89w 0.64b	1
	1055515	(0000-) Caster Assy, Swivel	2
	222280	(0000-) Battery, Wet, 06vdc 0235ah	6
	222846	(0000-) Battery, Wet, 06vdc 0360ah	6
	1057021	(0000-) Skirt, Rbr, .12, 03.75w 37.00l, 04/ SI	1
	223520	(0000-) Skirt, Rbr, .12, 03.75w 28.00l, 04/ SI	1
	1037822	(0000-) Filter, Panl, Dust, 2.0 X 06.1 X 07.6	1
	1056813	(0000-) Skirt, Rbr, .12, 09.46w 18.93l, 04/ Hole	1
	1058110	(0000-) Skirt, Rbr, .06, 04.25w 024.09l, 05/ SI	1
	1054787	(0000-) Skirt, Rbr, .06, 03.36w 24.12l, 05/ Hole	1
	1058111	(0000-) Skirt, Neo, .18, 03.94w 24.57l, 05/ SI	1
	1017015	(0000-) FaST 365 2 Ltr, Detergent	1
	1017022	(0000-) FaST 665 2 Ltr, Detergent	1
	9002021	(0000-) FaST 965 2 Ltr, Detergent	1
	361144	(0000-) Key, Ignition, Sgl	1

SECTION 2

Contents	Page
Fig. 1 – Replacement Brushes, Scrub Head . . .	2-2
Fig. 2 – Replacement Brushes, Side Brush	2-4
Fig. 3 – Main Frame Group	2-6
Fig. 4 – Seat Group	2-8
Fig. 5 – Steering Group	2-10
Fig. 6 – Instrument Panel and Directional Pedal Group	2-12
Fig. 7 – Electrical Box Group	2-14
Fig. 8 – Electrical Box Wiring Group	2-16
Fig. 9 – Wheels Group	2-18
Fig. 10 – Scrub Head Lift Group	2-20
Fig. 11 – Scrub Head Drive Motor Group, Disk . .	2-22
Fig. 12 – Scrub Head Frame Group, Cylindrical .	2-24
Fig. 13 – Scrub Head Drive Group, Cylindrical . .	2-26
Fig. 14 – Scrub Head Side Squeegee Group, Right Hand	2-28
Fig. 15 – Scrub Head Side Squeegee Group, Left Hand	2-30
Fig. 16 – Recovery Tank Group	2-32
Fig. 17 – Vacuum Fan Kit, Single	2-34
Fig. 18 – Solution Tank Group	2-36
Fig. 19 – Rear Squeegee Lift Group	2-38
Fig. 20 – Rear Squeegee Group	2-40
Fig. 21 – Electrical Schematic (1 of 4)	2-42
Fig. 22 – Wire Harnesses Group	2-46
Fig. 23 – Strobe Light and Backup Alarm Group	2-50
Fig. 24 – Label Group	2-52

Fig. 1 – Replacement Brushes, Scrub Head

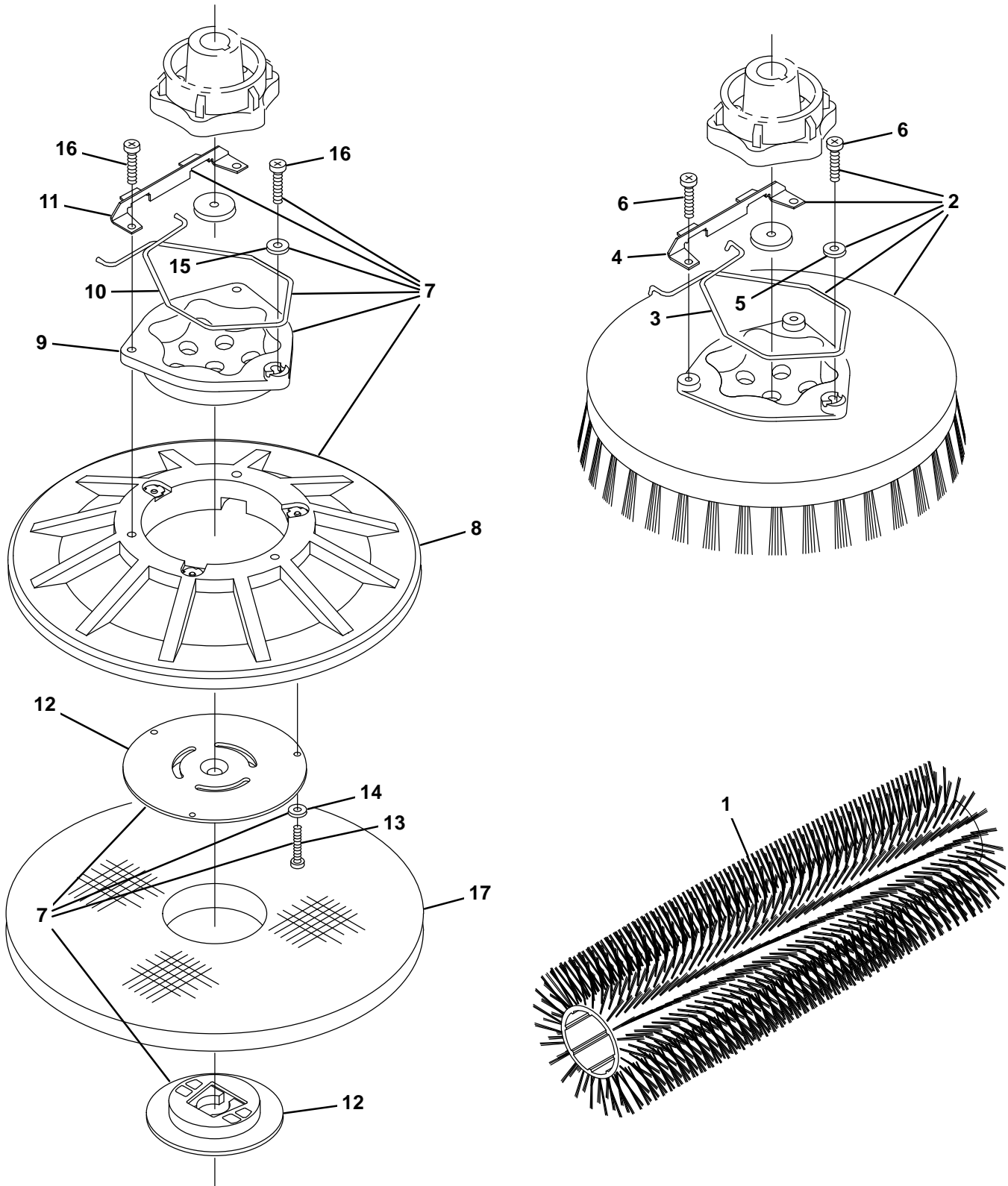


Fig. 1 – Replacement Brushes, Scrub Head

Ref.	Part No.	Serial Number	Description	Qty.
	1	1053893	(0000-) Brush, Scb, 35l, 20sr, Polypropylene	2
	1	1053894	(0000-) Brush, Scb, 35l, 20sr, Heavy Duty Polypropylene	2
	1	1053895	(0000-) Brush, Scb, 35l, 20sr, Polyester	2
	1	1062578	(0000-) Brush, Scb, 35l, 20sr, Super Abrasive	2
▽	2	11773	(0000-) Brush Assy, Disk, Scb, 18.0d, Nylon	1
▲	3	14838	(0000-) Spring, Wir, 0.16d, Brush Retaining	1
▲	4	24299	(0000-) Bracket, Retainer, Spring	1
▲	5	01684	(0000-) Washer, Flat, 0.27b 0.69d .05, Ss	1
▲	6	32746	(0000-) Screw, Pan, Phl, M6 X 1.00 X 35, Ss	3
▽	2	11771	(0000-) Brush Assy, Disk, Scb, 18.0d, Polypropylene	2
▲	3	14838	(0000-) Spring, Wir, 0.16d, Brush Retaining	1
▲	4	24299	(0000-) Bracket, Retainer, Spring	1
▲	5	01684	(0000-) Washer, Flat, 0.27b 0.69d .05, Ss	1
▲	6	32746	(0000-) Screw, Pan, Phl, M6 X 1.00 X 35, Ss	3
▽	2	11772	(0000-) Brush Assy, Disk, Scb, 18.0d, Super Abrasive	2
▲	3	14838	(0000-) Spring, Wir, 0.16d, Brush Retaining	1
▲	4	24299	(0000-) Bracket, Retainer, Spring	1
▲	5	01684	(0000-) Washer, Flat, 0.27b 0.69d .05, Ss	1
▲	6	32746	(0000-) Screw, Pan, Phl, M6 X 1.00 X 35, Ss	3
▽	7	397918	(0000-) Driver Assy, Pad, 18.0d	2
▲	8	397978	(0000-) Disk, Driver, Pad, W/ Face, 18.0d	1
▲	9	15539	(0000-) Hub, Drive, Brush, Disk, 3hole 5.8bc[6t]	1
▲	10	14838	(0000-) Spring, Wir, 0.16d, Brush Retaining	1
▲	11	24299	(0000-) Bracket, Retainer, Spring	1
▲	12	370095	(0000-) Device, Centering, Clip On, TI [Gf Pp]	1
▲	13	09198	(0000-) Screw, Pan, Phl, M4 X 0.70 X 35, Ss	3
▲	14	41579	(0000-) Washer, Flat, 08, Ss	3
▲	15	01684	(0000-) Washer, Flat, 0.27b 0.69d .05, Ss	1
▲	16	32746	(0000-) Screw, Pan, Phl, M6 X 1.00 X 35, Ss	3
	17	11777	(0000-) Pad, Stripping, 18.0d, Brown[1pick=1pad]	2
	17	370093	(0000-) Pad, Stripping, 18.0d, Blk [1pick=1pad]	2
	17	11778	(0000-) Pad, Scb, 18.0d, Blue [1pick=1pad]	2
	17	11780	(0000-) Pad, Buff, 18.0d, Red [1pick=1pad]	2
	17	11781	(0000-) Pad, Polish, 18.0d, White [1pick=1pad]	2
	17	1051029	(0000-) Pad, Surf Prep, 18.0d [Mar,1pick =1pad]	2

Fig. 2 – Replacement Brushes, Side Brush

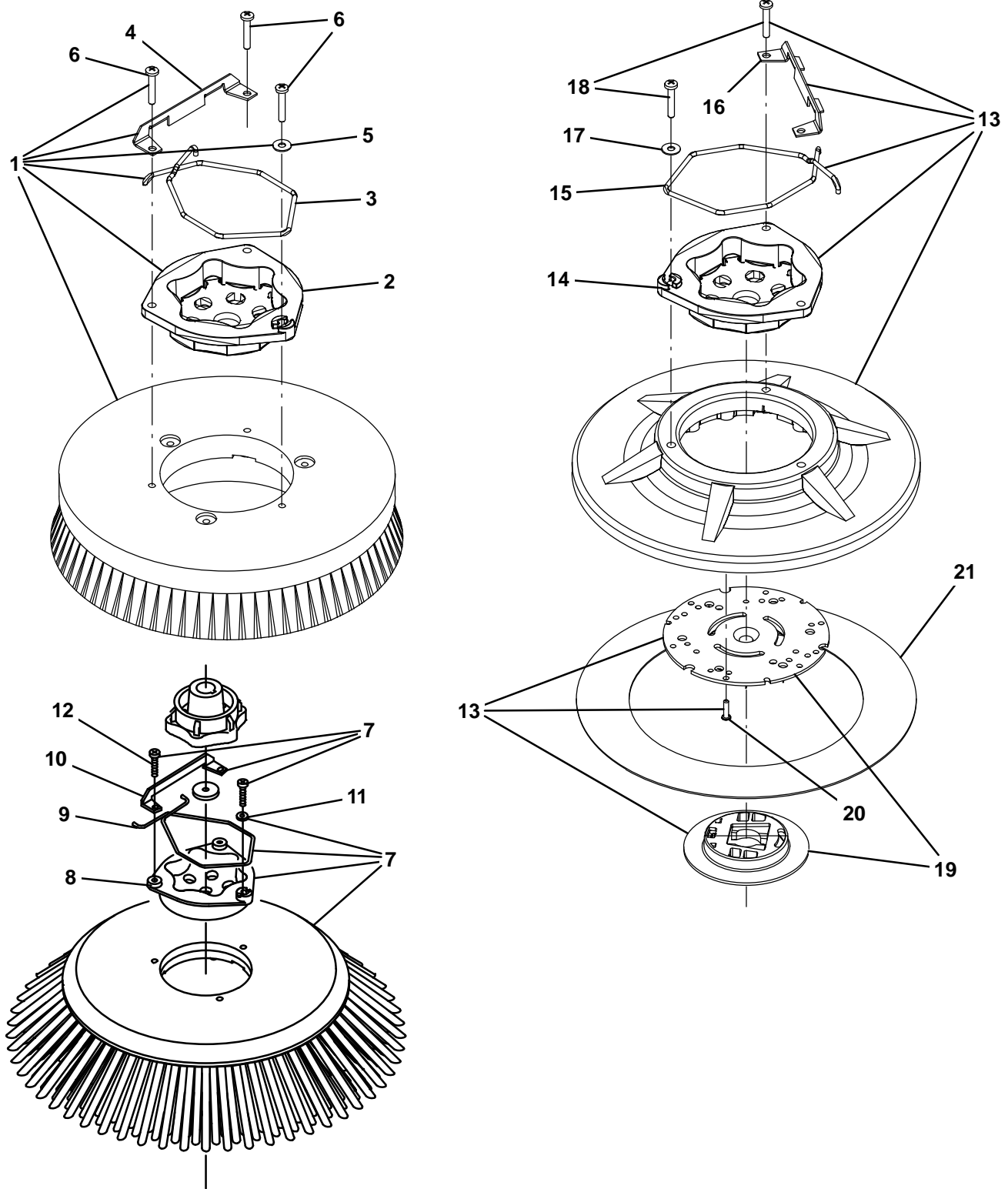


Fig. 2 – Replacement Brushes, Side Brush

Ref.	Part No.	Serial Number	Description	Qty.
▽	1	1042492	(0000–) Brush Assy, Disk, Scb, 13.0d, Nylon	1
▲	2	1017368	(0000–) Hub, Drive, Brush, Disk, 3hole 5.8bc	1
▲	3	14838	(0000–) Spring, Wir, 0.16d, Brush Retaining	1
▲	4	24299	(0000–) Bracket, Retainer, Spring	1
▲	5	01684	(0000–) Washer, Flat, 0.27b 0.69d .05, Ss	1
▲	6	32746	(0000–) Screw, Pan, Phl, M6 X 1.00 X 35, Ss	3
▽	1	1042494	(0000–) Brush Assy, Disk, Scb, 13.0d, Polypropylene Stiff	1
▲	2	1017368	(0000–) Hub, Drive, Brush, Disk, 3hole 5.8bc	1
▲	3	14838	(0000–) Spring, Wir, 0.16d, Brush Retaining	1
▲	4	24299	(0000–) Bracket, Retainer, Spring	1
▲	5	01684	(0000–) Washer, Flat, 0.27b 0.69d .05, Ss	1
▲	6	32746	(0000–) Screw, Pan, Phl, M6 X 1.00 X 35, Ss	3
▽	1	1042496	(0000–) Brush Assy, Disk, Scb, 13.0d, Super Abrasive	1
▲	2	1017368	(0000–) Hub, Drive, Brush, Disk, 3hole 5.8bc	1
▲	3	14838	(0000–) Spring, Wir, 0.16d, Brush Retaining	1
▲	4	24299	(0000–) Bracket, Retainer, Spring	1
▲	5	01684	(0000–) Washer, Flat, 0.27b 0.69d .05, Ss	1
▲	6	32746	(0000–) Screw, Pan, Phl, M6 X 1.00 X 35, Ss	3
▽	1	30240	(0000–) Brush Assy, Disk, Scb, 13.0d, Polypropylene	1
▲	2	1017368	(0000–) Hub, Drive, Brush, Disk, 3hole 5.8bc	1
▲	3	14838	(0000–) Spring, Wir, 0.16d, Brush Retaining	1
▲	4	24299	(0000–) Bracket, Retainer, Spring	1
▲	5	01684	(0000–) Washer, Flat, 0.27b 0.69d .05, Ss	1
▲	6	32746	(0000–) Screw, Pan, Phl, M6 X 1.00 X 35, Ss	3
▽	7	1055102	(0000–) Brush Assy, Disk, Swp, 19.0d, Polypropylene	1
▲	8	15539	(0000–) Hub, Drive, Brush, Disk, 3hole 5.8bc[6t]	1
▲	9	14838	(0000–) Spring, Wir, 0.16d, Brush Retaining	1
▲	10	24299	(0000–) Bracket, Retainer, Spring	1
▲	11	01684	(0000–) Washer, Flat, 0.27b 0.69d .05, Ss	1
▲	12	32746	(0000–) Screw, Pan, Phl, M6 X 1.00 X 35, Ss	1
▽	13	379013	(0000–) Driver Assy, Pad, 13.0d	2
▲	14	1017368	(0000–) Hub, Drive, Brush, Disk, 3hole 5.8bc	1
▲	15	1017957	(0000–) Spring, Retaining, Brush	1
▲	16	24299	(0000–) Bracket, Retainer, Spring	1
▲	17	01684	(0000–) Washer, Flat, 0.27b 0.69d .05, Ss	1
▲	18	32746	(0000–) Screw, Pan, Phl, M6 X 1.00 X 35, Ss	3
▲	19	370095	(0000–) Device, Centering, Clip On, TI [Gf Pp]	1
▲	20	360943	(0000–) Screw, Pan, Phl, 10–14 X 0.75, F/ Plstc	3
	21	89046	(0000–) Pad, Stripping, 13.0d, Brown[1pick=1pad]	2
	21	89047	(0000–) Pad, Scb, 13.0d, Blue	2
	21	89048	(0000–) Pad, Buff, 13.0d, Red [1pick=1pad]	2
	21	89049	(0000–) Pad, Polish, 13.0d, White [1pick=1pad]	2
	21	1051024	(0000–) Pad, Surf Prep, 13.0d [Mar, 1pick=1pad]	2

Fig. 3 – Main Frame Group

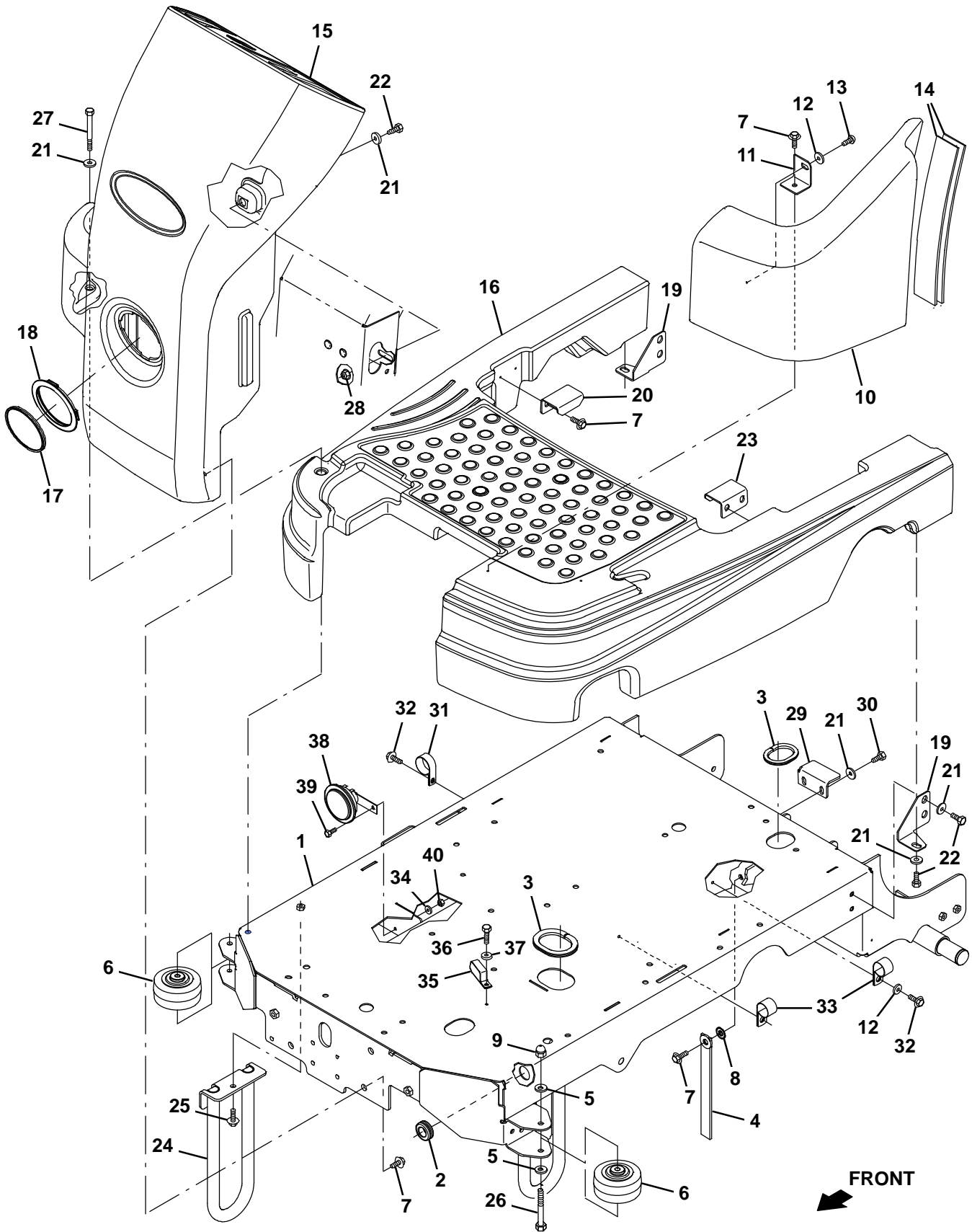


Fig. 3 – Main Frame Group

Ref.	Part No.	Serial Number	Description	Qty.
1	1054457	(0000–) Frame Wldt [T16]	1
2	1058168	(0000–) Grommet, Rbr, .88id, F/1.3h, .19 Matl	1
3	1020168	(0000–) Molding, Afmkt, Trim, Pvc, .08 .11, 01ft	1
4	71579	(0000–) Strap, Static, W/Grommet, .19 1.1w 25.0l	1
5	32492	(0000–) Washer, Flat, 0.38, Std	4
6	1054100	(0000–) Wheel, 04.0d 2.56w 0.41b	2
7	1020341	(0000–) Screw, Hex, M8 X 1.25 X 20, Ss, Sems	8
8	41141	(0000–) Washer, Lock, Int–Ext, 0.31	1
9	1057772	(0000–) Nut, Low Crown , M10 X 1.5, Blk	2
10	9008659	(0000–) Shroud, Corner, Lh, Afmkt [T16]	1
11	1055579	(0000–) Bracket, Mtg, Shrd, Corner	1
12	01685	(0000–) Washer, Flat, 0.38b 0.88d .08, Ss	1
13	393135	(0000–) Screw, Btn, M8 X 1.25 X 20, Blk	1
14	1064684	(0000–) Seal, Foam, 0.13 2.00w 12.0l, Adh	2
15	9008658	(0000–) Shroud, Front, Afmkt [T16]	1
16	9008664	(0000–) Shroud, Frame, Afmkt [T16]	1
17	1064019	(0000–) Disc, Headlight	1
18	1059666	(0000–) Grommet, Mtg, Light	1
19	1052759	(0000–) Bracket, Mtg, Shrd, Frame	2
20	1055504	(0000–) Bracket, Mtg, Shrd, Rh	1
21	1017218	(0000–) Washer, Flat, 0.32b 1.00d .12, Ss	7
22	09740	(0000–) Screw, Hex, M8 X 1.25 X 20, Ss	8
23	1056027	(0000–) Bracket, Mtg, Shrd, Lh	1
24	1053586	(0000–) Stabilizer Wldt, Str	1
25	1037346	(0000–) Screw, Hex, M8 X 1.25 X 25, 9.8, Sems	3
26	03193	(0000–) Screw, Hex, M10 X 1.50 X 90, 8.8	2
27	06959	(0000–) Screw, Hex, M8 X 1.25 X 100, 8.8	1
28	07791	(0000–) Nut, Hex, Flng, M8 X 1.25	2
29	1055776	(0000–) Bracket, Mtg, Tank	1
30	09010	(0000–) Screw, Hex, M8 X 1.25 X 25, Ss	2
31	86328	(0000–) Clamp, Cable, Stl, 1.50d X 0.75w, 1hole	1
32	763045	(0000–) Screw, Hex, M8 X 1.25 X 20, Fmg	3
33	58366	(0000–) Clamp, Cable, Stl, 1.25d X 1.00w, 1hole	2
34	01684	(0000–) Washer, Flat, 0.27b 0.69d .05, Ss	1
35	67366	(0000–) Clamp, Cable, Stl, 1.0x2.0x0.62w, 1hole	1
36	12459	(0000–) Screw, Hex, M6 X 1.00 X 20, Fmg	1
37	32483	(0000–) Washer, Flat, 0.25, Sae	1
38	1057780	(0000–) Horn, 36vdc, 110dba	1
39	08716	(0000–) Screw, Hex, M6 X 1.00 X 20, Ss	1
40	08712	(0000–) Nut, Hex, Lock, M6 X 1.00, NI, Ss	1

Fig. 4 – Seat Group

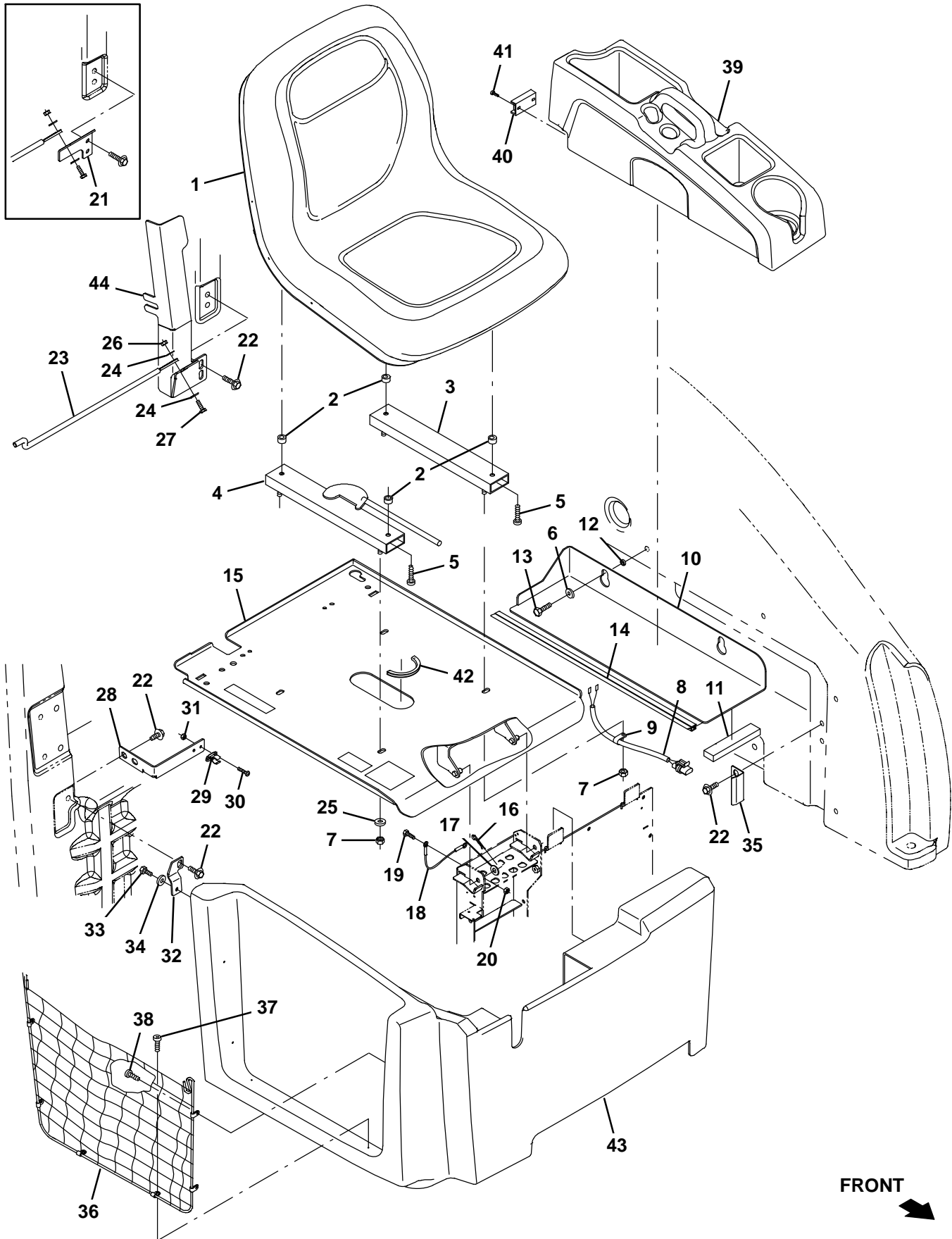


Fig. 4 - Seat Group

Ref.	Part No.	Serial Number	Description	Qty.
1	1053205	(0000-) Seat, Std	1
2	386785	(0000-) Spacer, Latch, Fltr	4
3	1017053	(0000-) Rail, Adj, Slide, Seat, 11.5l	1
4	1067353	(0000-) Rail, Adj, Slide, Seat, 11.5l, W/ Latch	1
5	49177	(0000-) Screw, Pan, Phl, .31-18 X 1.00, G2	4
6	01685	(0000-) Washer, Flat, 0.38b 0.88d .08, Ss	2
7	01760	(0000-) Nut, Hex, Lock, .31-18, NI, Thin	4
8	223330	(0000-) Harness, Switch, Seat [7200]	1
9	46236	(0000-) Clamp, Cable, Stl, 0.25d X 0.56w, 1hole	1
10	1056366	(0000-) Bracket, Mtg, Tray	1
11	1064469	(0000-) Seal, Rbr, Clsd, 0.75, 0.75w 05.5l Adh	1
12	1066407	(0000-) Sleeve, P/M, 0.32b 0.44d 0 .1l [430ss]	2
13	15675	(0000-) Screw, Hex, M8 X 1.25 X 16, Ss	2
14	1066839	(0000-) Seal, Afmkt, Wiper, 02Ft	1
15	9008874	(0000-) Plate Wldt, Seat, W/Labels, Ce, Aftmkt	1
16	86866	(0000-) Pin, Cotter, Hair, 0.38d .072 Wir	1
17	32485	(0000-) Washer, Flat, 0.38, Sae	1
18	55038	(0000-) Cable, Glv .06d 005.8l .26eye /.26eye	1
19	763025	(0000-) Screw, Hex, M5 X 0.80 X 10, FI	1
20	06549	(0000-) Nut, Hex, Lock, M5 X 0.80, NI	1
21	1060447	(0000-0195) Bracket, Mtg, Prop Rod	1
22	1020341	(0000-) Screw, Hex, M8 X 1.25 X 20, Ss, Sems	7
23	1065071	(0000-) Rod Wldt, Prop	1
24	43454	(0000-) Washer, Flat, 0.34b 0.69d .06, Nyl	2
25	32491	(0000-) Washer, Flat, 0.31, Std	3
26	08708	(0000-) Nut, Hex, Lock, M6 X 1.00, NI	1
27	06943	(0000-) Screw, Hex, M6 X 1.00 X 20, 8.8	1
28	1052259	(0000-) Angle, Mtg, Clip, Prop Rod	1
29	1061002	(0000-) Clip, Grip, Rod, 0.49-0.63, Blk Plstc	1
30	06927	(0000-) Screw, Pan, Phl, M4 X 0.70 X 16, 4.8	2
31	02850	(0000-) Nut, Hex, Lock, M4 X 0.70, NI	2
32	1060646	(0000-) Angle, Mtg, Shrd, Seat	1
33	15678	(0000-) Screw, Hex, M6 X 1.00 X 16, Ss	1
34	01684	(0000-) Washer, Flat, 0.27b 0.69d .05, Ss	1
35	1059179	(0000-) Angle, Keeper, Shrd, Seat	1
36	1063579	(0000-) Mesh Assy, Cloth [T16 Cargo Net]	1
37	49162	(0000-) Screw, Pan, Phl, 08-16 X 0.50, F/ Plstc	2
38	1059625	(0000-) Screw, Btn, M5 X 1.0 X 12, Blk	4
39	9008661	(0000-) Tray, Console, Afmkt [T16]	1
40	63378	(0000-) Magnet, Drive Brush	1
41	06926	(0000-) Screw, Pan, Phl, M4 X 0.70 X 10, 4.8	2
42	1020168	(0000-) Molding, Afmkt, Trim, Pvc, .08 .11, 01ft	1
43	9008662	(0000-) Shroud, Seat, Afmkt [T16]	1
44	1068685	(0196-) Cover Wldt, Wire	1

Fig. 5 – Steering Group

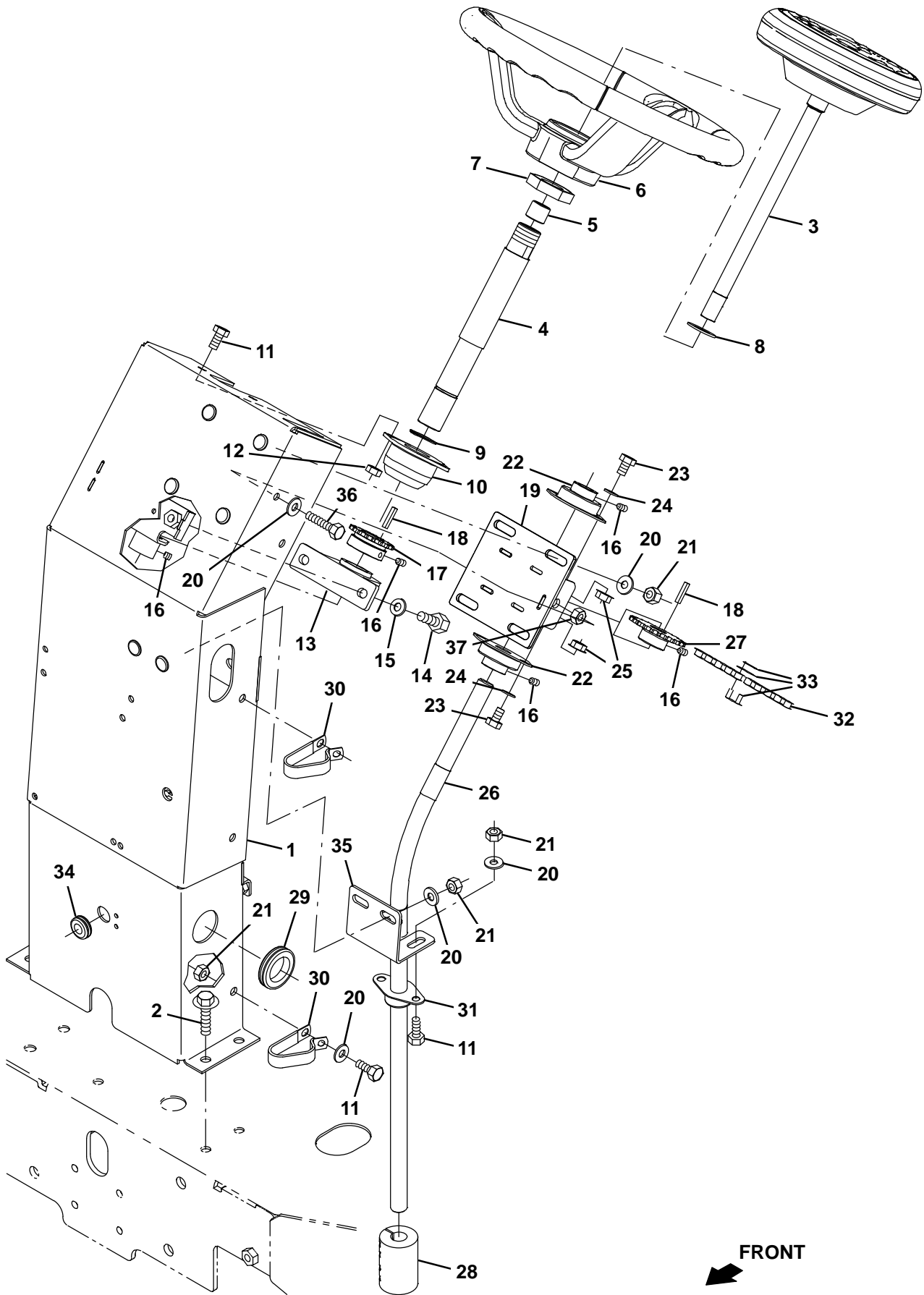


Fig. 5 – Steering Group

Ref.	Part No.	Serial Number	Description	Qty.
1	1057032	(0000–) Channel Wldt, Sppt, Steering	1
2	1037358	(0000–) Screw, Hex, M10 X 1.50 X 35, 9.8, Sems	4
3	1056413	(0000–) Panel Assy, Console, Instmt (See Breakdowns)	1
4	1059039	(0000–) Tube, Column, Steering	1
5	1057785	(0000–) Bearing, Journal, 0.75b 0.88d 0.75l	1
6	1056412	(0000–) Wheel, Steering, 14.4d	1
7	1059073	(0000–) Nut, Hex, Jam, 1.12–12	1
8	04846	(0000–) Washer, Thrust, 0.79b 1.42d 0.06[Garlok]	1
9	70651	(0000–) Ring, Retaining, Ext, 1.12d	1
10	1057043	(0000–) Bearing, Flng, 2hole, 1.25b	1
11	16931	(0000–) Screw, Hex, M8 X 1.25 X 20, 8.8	6
12	08713	(0000–) Nut, Hex, Lock, M8 X 1.25, NI, Ss	2
13	1054654	(0000–) Bearing, Pillowblock, 1.12b	1
14	06961	(0000–) Screw, Hex, M10 X 1.5	2
15	32485	(0000–) Washer, Flat, 0.38, Sae	2
16	09162	(0000–) Screw, Set, Soc, M6 X 1.00 X 8, NI	6
17	1053825	(0000–) Sprocket, Steering, 1.12b	1
18	00912	(0000–) Key, Sq, 0.19 X 0.19, 1.00l	1
19	1057572	(0000–) Plate Wldt, Sppt, Brg	1
20	32491	(0000–) Washer, Flat, 0.31, Std	11
21	08709	(0000–) Nut, Hex, Lock, M8 X 1.25, NI	10
22	1057554	(0000–) Bearing, Flng, 2hole, 0.75b	2
23	16735	(0000–) Screw, Hex, M8 X 1.25 X 16, 8.8	4
24	39349	(0000–) Washer, Flat, 0.31, Sae	4
25	07791	(0000–) Nut, Hex, Flng, M8 X 1.25	4
26	1057009	(0000–) Shaft Assy, Steering	1
27	1057171	(0000–) Sprocket, Steering, 0.75b	1
28	1054461	(0000–) Coupling, Shaft, 0.75b X 0.75b	1
29	04051	(0000–) Grommet, Rbr, 1.31id, F/1.6h, .12 Matl	1
30	09570	(0000–) Clamp, Cable, Stl, 0.9x1.8x0.62w, 1hole	2
31	223065	(0000–) Bearing, Flng, 2hole, 0.75b [Nyl]	1
32	1053977	(0000–) Chain, Rlr, 35 X 35 Pitches	1
33	14799	(0000–) Link, Chain, Rlr, 35	1
34	10632–19	(0000–) Grommet, Rbr, 2.13id, F/2.5h, .12 Matl	1
35	1060356	(0000–) Bracket, Sppt, Brg	1
36	04375	(0000–) Screw, Hex, M8 X 1.25 X 40, 8.8, FI	1
37	39311	(0000–) Nut, Hex, Std, M8 X 1.25	1

Fig. 6 – Instrument Panel and Directional Pedal Group

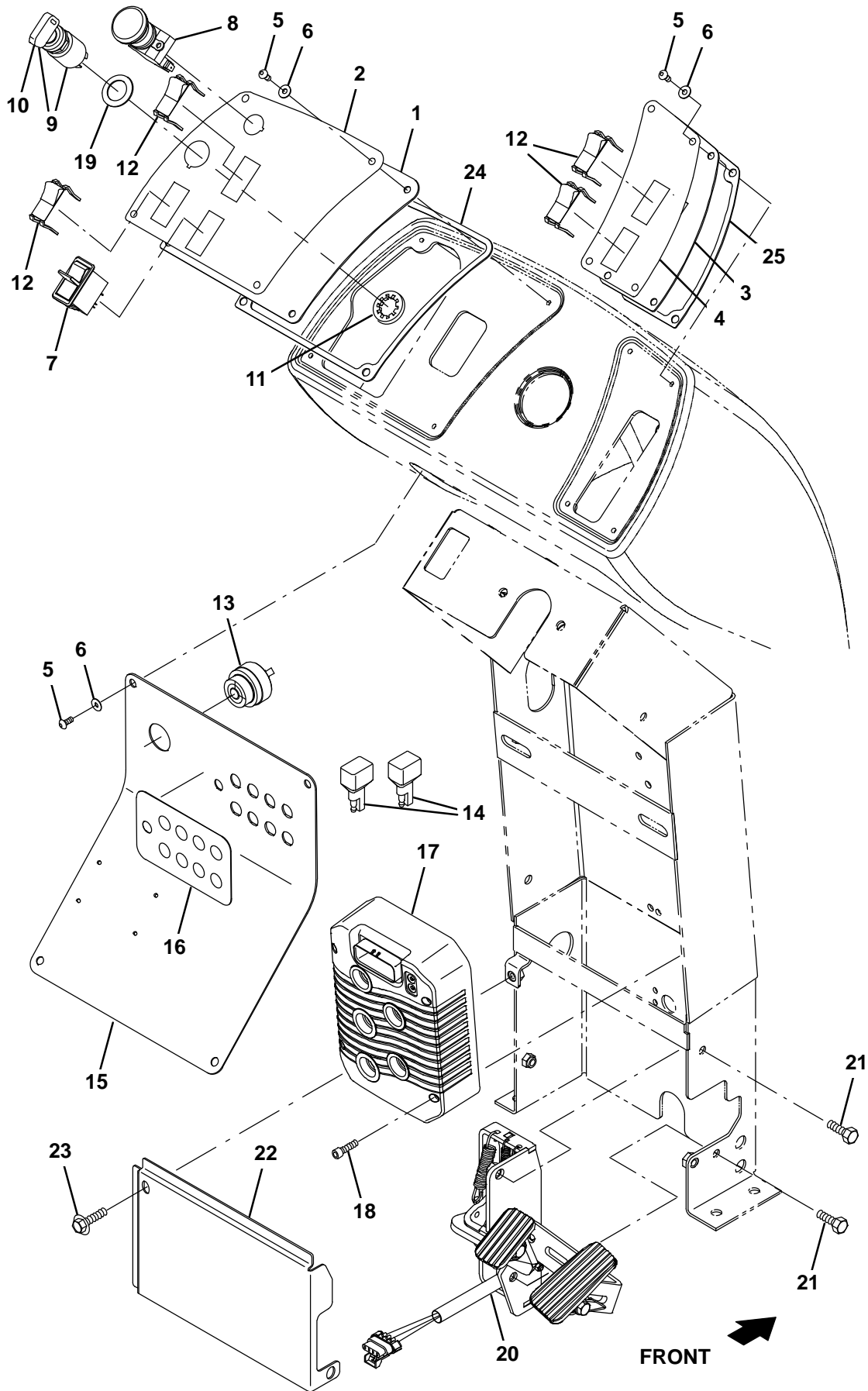


Fig. 6 – Instrument Panel and Directional Pedal Group

Ref.	Part No.	Serial Number	Description	Qty.	
1	1055064	(0000–) Panel, Console, Lh	1	
2	1061960	(0000–) Label, Opertnl, Console, Lh	1	
3	1059133	(0000–) Panel, Console, Rh	1	
4	1061959	(0000–) Label, Opertnl, Console, Rh	1	
5	1059625	(0000–) Screw, Btn, M5 X 1.0 X 12, Blk	12	
6	1059252	(0000–) Washer, Flat, 0.19b 0.50d .03, Stl, Blk	12	
7	1058679	(0000–) Switch, Rocker, Dpdt, On / None / On	1	
8	1011735	(0000–) Switch, Safety, Shutoff	1	
▽	9	361076	(0000–) Switch, Ignition [Merit GmbH]	1
▲	10	361144	(0000–) Key, Ignition, Sgl	1
11	1063931	(0000–) Washer, Lock, Int, 0.88, PI	1	
12	398501	(0000–) Plug, Hole, Rt, Rocker Switch, .87 X 1.7	4	
13	1064583	(0000–) Alarm, Audio, 10–48vdc, W/ Shutter	1	
14	222290	(0000–) Diode, Ele, Plug	2	
15	9008875	(0000–) Panel, Ele, W/Labels, Ce, Afmkt	1	
15	9008876	(0000–) Panel, Ele, Ec–H20, Fast, Ce, Afmkt	1	
16	1058641	(0000–) Label, Circuitbreaker, Panl, Ele	1	
17	1054616	(0000–) Controller, Drive [T16]	1	
18	33951	(0000–) Screw, Soc, M6 X 1.00 X 20, 12.9	4	
19	82226	(0000–) Washer, Flat, 0.91b 1.38d .06, Stl, PI	1	
20	1051837	(0000–) Pedal Assy, Accelerator, Brake (See Breakdowns)	1	
21	09740	(0000–) Screw, Hex, M8 X 1.25 X 20, Ss	2	
22	1059207	(0000–) Panel, Access, Pedal Assy	1	
23	1037346	(0000–) Screw, Hex, M8 X 1.25 X 25, 9.8, Sems	2	
24	1068147	(0000–) Gasket, Lh	1	
25	1068151	(0000–) Gasket, Rh	1	

Fig. 7 – Electrical Box Group

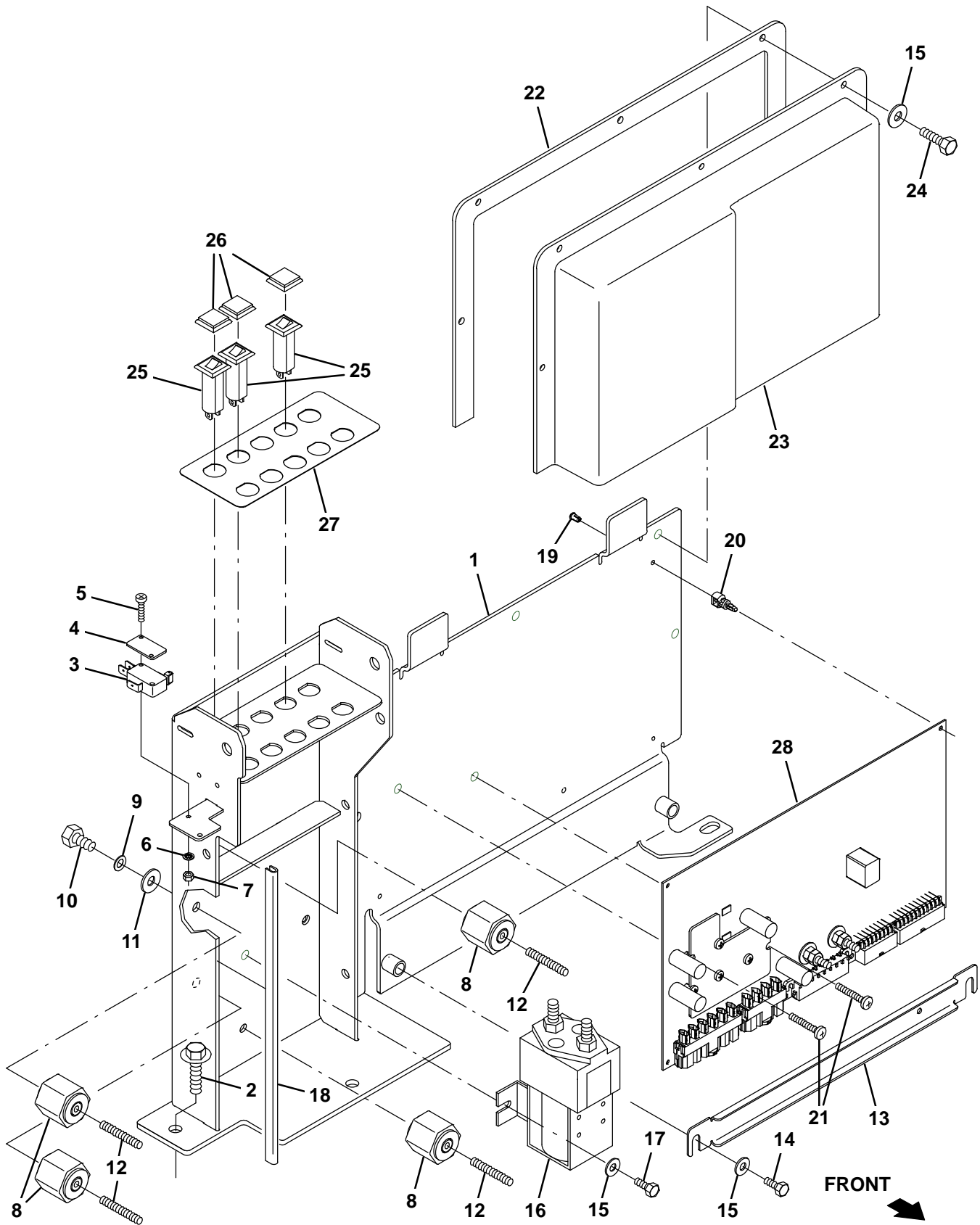


Fig. 7 – Electrical Box Group

Ref.	Part No.	Serial Number	Description	Qty.
1	1057174	(0000–) Bracket Wldt, Mtg	1
2	1037355	(0000–) Screw, Hex, M8 X 1.25 X 35, 9.8, Sems	3
3	600437	(0000–) Switch, Snap, 15a, Rlr	1
4	601359	(0000–) Plate, Backing, Switch	1
5	06922	(0000–) Screw, Pan, Phl, M3 X 0.50 X 20, 4.8	2
6	39658	(0000–) Washer, Lock, Int, 04	2
7	01754	(0000–) Nut, Hex, Std, M3 X 0	2
8	76062	(0000–) Stand-Off, Wir, M6, Insulator, Panel	4
9	32982	(0000–) Washer, Lock, Int, 0.25	12
10	58670	(0000–) Screw, Hex, .25–20 X 0.50, NI	4
11	32490	(0000–) Washer, Flat, 0.25, Std	4
12	41702	(0000–) Rod, Thrd, Full, .25–20 01.5l	4
13	1055226	(0000–) Plate, Clamp, Wire	1
14	12316	(0000–) Screw, Hex, M5 X 0.80 X 25, Ss	2
15	19066	(0000–) Washer, Flat, 0.25b 0.56d .05, PI, 10	9
16	1055056	(0000–) Contactor, 36vdc, 150a, Spst	1
17	12312	(0000–) Screw, Hex, M5 X 0.80 X 12, 8.8	2
18	1020168	(0000–) Molding, Afmkt, Trim, Pvc, .08 .11, 01ft	1
19	1059321	(0000–) Rivet, Plstc, Circuitboard	5
20	1058878	(0000–) Clip, Circuitboard	5
21	140293	(0000–) Screw, Pan, M5 X 0.80 X 30, Ss	2
22	1058396	(0000–) Gasket, Cover, Circuitboard	1
23	9007903	(0000–) Cover, Circuitboard W/Labels, Afmkt	1
23	9007903	(0000–) Cover, Circuitboard W/Labels, Afmkt, TJ (Japan Only)	1
24	12312	(0000–) Screw, Hex, M5 X 0.80 X 12, 8.8	5
25	1064184	(0000–) Circuitbreaker, 02.5a, Resetable	3
26	1064191	(0000–) Boot, Circuitbreaker	3
27	1058647	(0000–) Label, Circuitbreaker	1
28	9008756	(0000–) Parts Kit, Circuitboard, Afmkt	1

Fig. 8 – Electrical Box Wiring Group

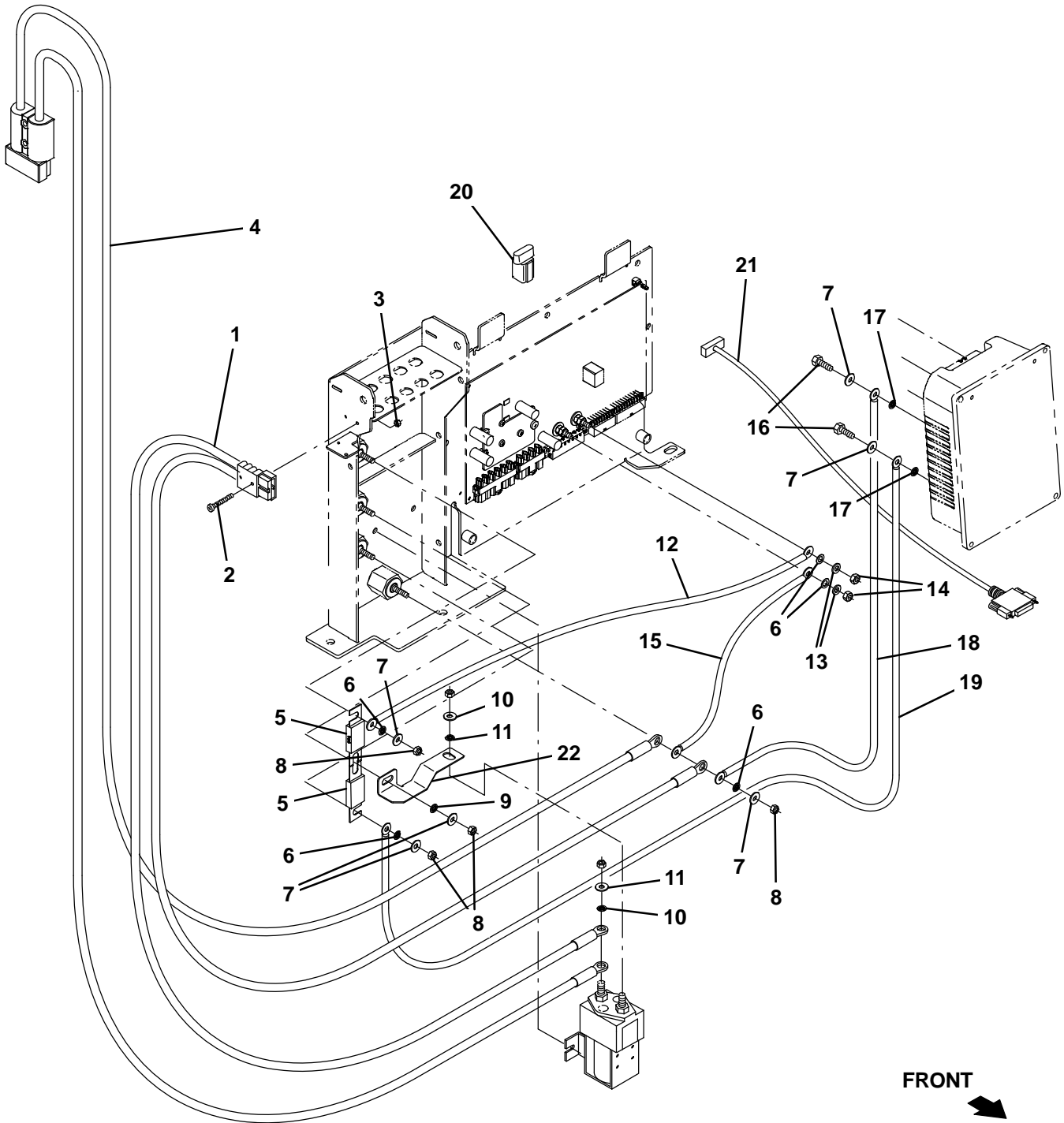


Fig. 8 – Electrical Box Wiring Group

Ref.	Part No.	Serial Number	Description	Qty.
1	1059169	(0000–) Cable Assy, 10ga .25ring /.31ring, 050a	1
2	25005	(0000–) Screw, Pan, Phl, 06–32 X 1.00, G1	2
3	75939	(0000–) Nut, Hex, Lock, #06–32, NI	2
4	1058604	(0000–) Cable Assy, 02ga .31ring /.31ring, 175a	1
5	86379	(0000–) Fuse, 100a, 0.88 2.4I, 125volt	2
6	32982	(0000–) Washer, Lock, Int, 0.25	5
7	32483	(0000–) Washer, Flat, 0.25, Sae	9
8	19312	(0000–) Nut, Hex, Std, .25–20	4
9	41140	(0000–) Washer, Lock, Int–Ext, 0.25	1
10	43952	(0000–) Washer, Lock, Int, 0.31, Ss	2
11	39349	(0000–) Washer, Flat, 0.31, Sae	2
12	1058627	(0000–) Cable, 06ga 24.0I Brown .25ring /.25ring	1
13	1061918	(0000–) Washer, Flat, 0.25b 0.47d .06, Brs	2
14	1061910	(0000–) Nut, Hex, Std, M6 X 1.00, Brs	2
15	1058628	(0000–) Cable, 06ga 16.0I Blk .25ring /.25ring	1
16	06942	(0000–) Screw, Hex, M6 X 1.00	5
17	32492	(0000–) Washer, Flat, 0.38, Std	5
18	1058629	(0000–) Cable, 06ga 52.0I Blk .25ring /.25ring	1
19	1058625	(0000–) Cable, 06ga 53.0I Brown .25ring /.25ring	1
20	1056982	(0000–) Diode, Ele, Plug	1
21	1062199	(0000–) Harness, Diagnostic [T16]	1
22	1060156	(0000–) Busbar, .06 1.0W 1.4H 4.4L Relay	1

Fig. 9 – Wheels Group

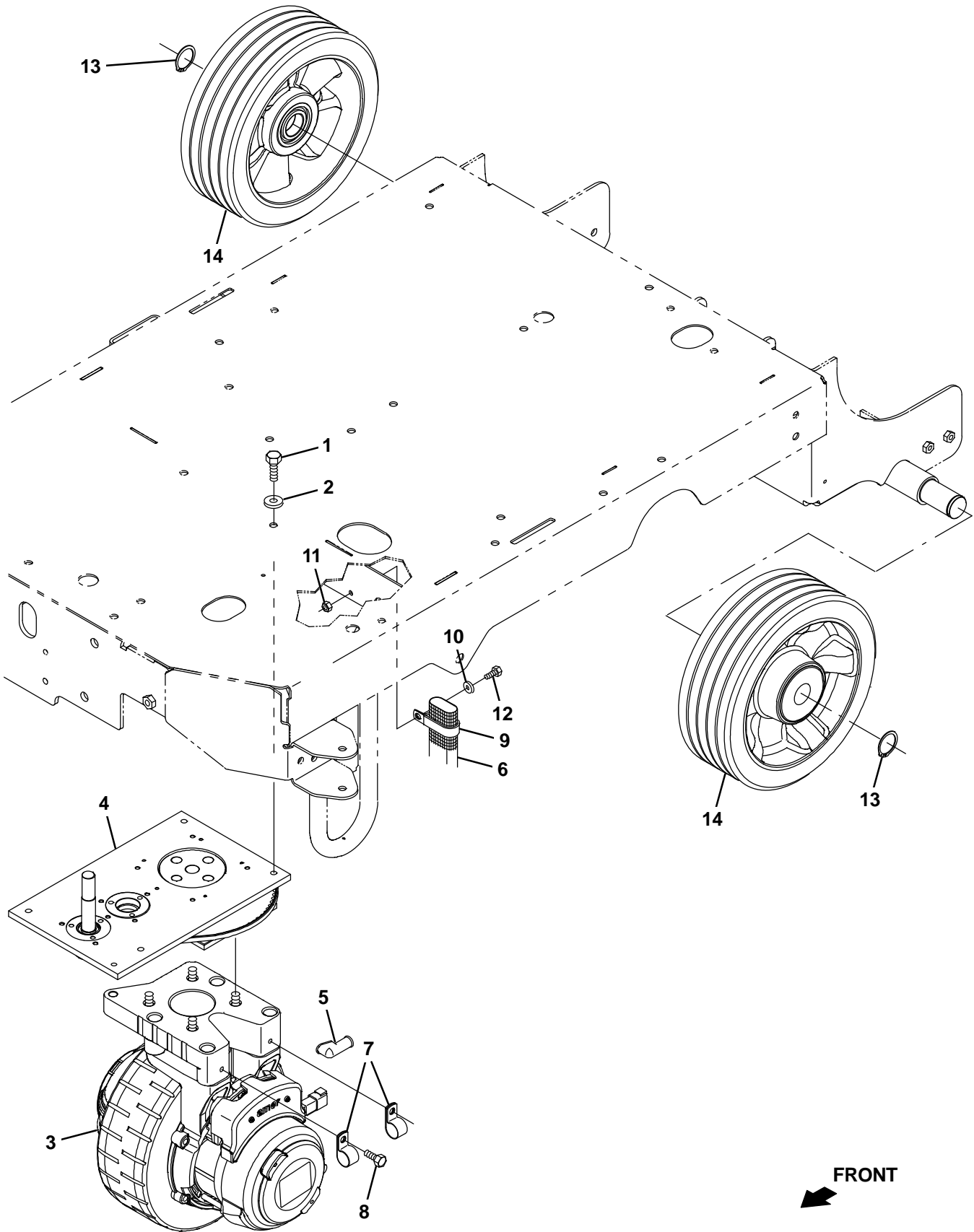


Fig. 9 – Wheels Group

Ref.	Part No.	Serial Number	Description	Qty.
1	09028	(0000–) Screw, Hex, M10 X 1.50 X 25, Ss	3
2	01686	(0000–) Washer, Flat, 0.44b 1.00d .08, Ss	3
3	1055257	(0000–) Wheel Assy, Drive (See Breakdowns)	1
4	1053418	(0000–) Steer–Control Assy, Wheel Drive (See Breakdowns)	1
5	02076	(0000–) Boot, 90deg .50id .57id X .84id 1.0l,Blk	5
6	82833	(0000–) Sleeve, Nyl, 1.22id 35.0l	1
7	69234	(0000–) Clamp, Cable, Stl, 1.00d X 0.75w, 1hole	2
8	16735	(0000–) Screw, Hex, M8 X 1.25 X 16, 8.8	2
9	09570	(0000–) Clamp, Cable, Stl, 0.9x1.8x0.62w, 1hole	1
10	01684	(0000–) Washer, Flat, 0.27b 0.69d .05, Ss	1
11	08712	(0000–) Nut, Hex, Lock, M6 X 1.00, NI, Ss	1
12	08716	(0000–) Screw, Hex, M6 X 1.00 X 20, Ss	1
13	1059019	(0000–) Ring, Retaining, Ext, 1.375od	2
14	1055798	(0000–) Tire Assy, Solid, 300mm X 100mm, Rbr	2
14	1060626	(0000–) Tire Assy, Solid, 300mm X 100mm, Ure	2

Fig. 10 – Scrub Head Lift Group

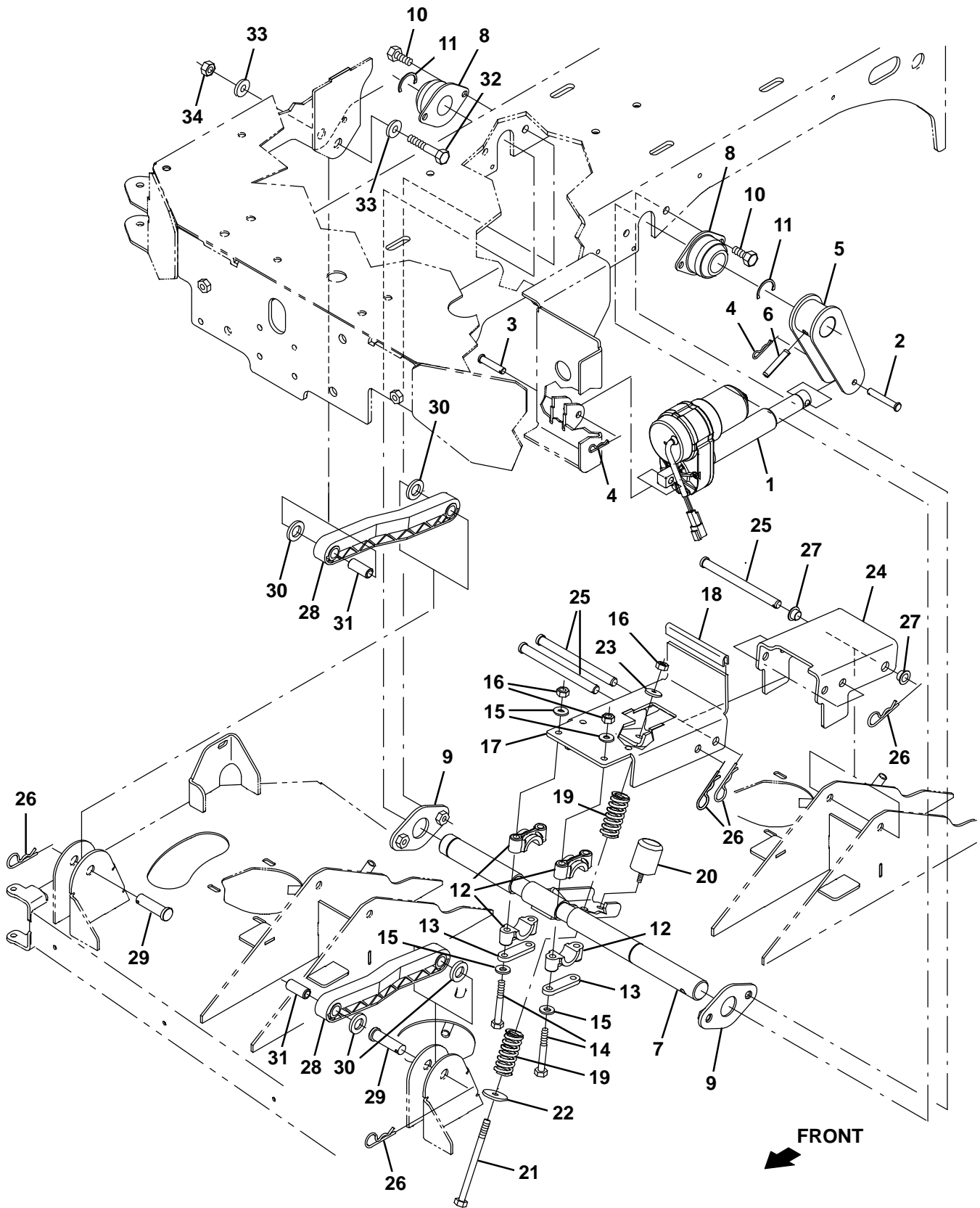


Fig. 10 – Scrub Head Lift Group

Ref.	Part No.	Serial Number	Description	Qty.
1	1056702	(0000–) Actuator, 36vdc, 05.0strk, 0500lb	1
2	222260	(0000–) Pin, Clevis, 0.37d X 2.25l	1
3	17461	(0000–) Pin, Clevis, 0.37d X 1.75l	1
4	44906	(0000–) Pin, Cotter, Hair, 0.38d .093 Wir	2
5	1057850	(0000–) Arm Wldt, Lift	1
6	51317	(0000–) Pin, Roll, .375d X 2.00l, .375/.382	1
7	1053671	(0000–) Shaft Wldt, Lift, Tool	1
8	1057043	(0000–) Bearing, Flng, 2hole, 1.25b	2
9	1057746	(0000–) Flange, Lift, Torque, Arm	2
10	09028	(0000–) Screw, Hex, M10 X 1.50 X 25, Ss	4
11	59861	(0000–) Ring, Retaining, Ext, 1.25d	2
12	381502	(0000–) Bearing, Split, 1.00b	4
13	382224	(0000–) Plate, Sppt	2
14	09767	(0000–) Screw, Hex, M8 X 1.25 X 70, Ss	4
15	32491	(0000–) Washer, Flat, 0.31, Std	8
16	08713	(0000–) Nut, Hex, Lock, M8 X 1.25, NI, Ss	5
17	1053952	(0000–) Bracket Wldt, Lift, Head, Front	1
18	1020168	(0000–) Molding, Afmkt, Trim, Pvc, .08 .11, 01ft	5
19	1052999	(0000–) Spring, Cmpr, 1.10od .17wir 02.5l, PI,Mw	2
20	1061741	(0000–) Bumper, Ure	1
21	387431	(0000–) Screw, Hex, M8 X 1.25 X 130, Ss	1
22	379829	(0000–) Washer, Flat, 0.34b 1.50d .12, Stl, PI	1
23	1017218	(0000–) Washer, Flat, 0.32b 1.00d .12, Ss	1
24	1053946	(0000–) Channel, Lift, Head, Rear	1
25	51225–1	(0000–) Pin, Clevis, 0.50d X 6.00l	3
26	02942	(0000–) Pin, Hair, Cotter, 0.62d .120 Wir	5
27	360917	(0000–) Bushing, Flng, 0.50b 0.59d 0.38l	2
28	222027	(0000–) Arm, Lift, Head	2
29	222210	(0000–) Pin, Clevis, 0.62d X 2.12l	2
30	1067818	(0000–) Spacer, Rnd	4
31	1067817	(0000–) Sleeve, 0.40b 0.62d 1.5l, Cham	2
32	04417	(0000–) Screw, Hex, M10 X 1.50 X 60, Ss	2
33	01686	(0000–) Washer, Flat, 0.44b 1.00d .08, Ss	4
34	08714	(0000–) Nut, Hex, Lock, M10 X 1.5, NI, Ss	2

Fig. 11 – Scrub Head Drive Motor Group, Disk

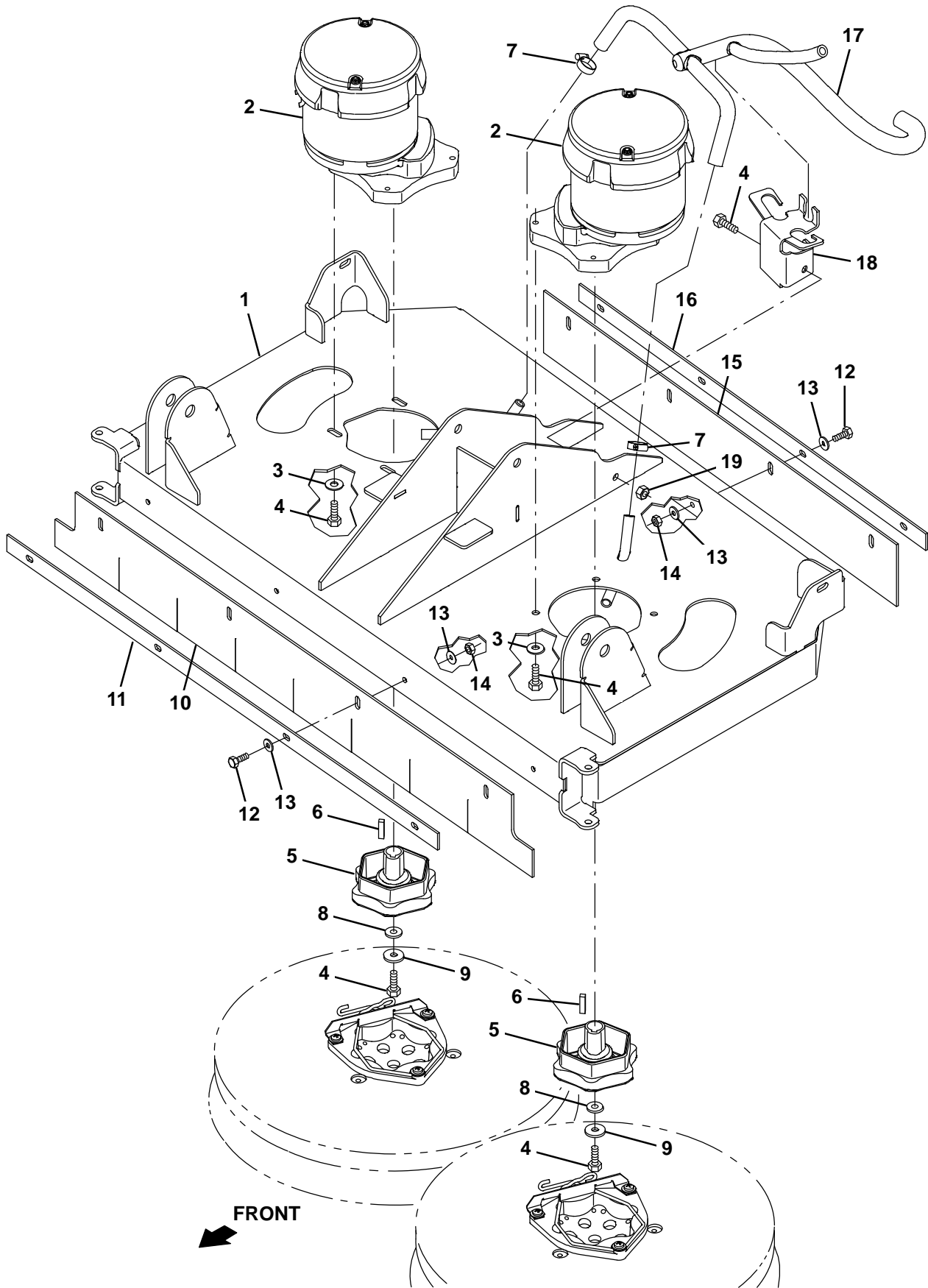


Fig. 11 – Scrub Head Drive Motor Group, Disk

Ref.	Part No.	Serial Number	Description	Qty.
1	1052764	(0000–) Head Wldt, Disk	1
2	1053341	(0000–) Motor, Ele, 36vdc 0360rpm 1.00hp Gear	2
3	01685	(0000–) Washer, Flat, 0.38b 0.88d .08, Ss	8
4	09010	(0000–) Screw, Hex, M8 X 1.25 X 25, Ss	11
5	377364	(0000–) Hub, Drive, Brush, Disk, 0.75b [6t]	2
6	00928	(0000–) Key, Sq, 0.25 X 0.25, 1.00l	2
7	54333	(0000–) Clamp, Hose, Wormdrive, 0.31–0.88d, .31w	2
8	41186	(0000–) Washer, Flat, Belleville, .31	2
9	1017218	(0000–) Washer, Flat, 0.32b 1.00d .12, Ss	2
10	1057021	(0000–) Skirt, Rbr, .12, 03.75w 37.00l, 04/ SI	1
11	1057022	(0000–) Strip, Retainer, Skirt, Front	1
12	08716	(0000–) Screw, Hex, M6 X 1.00 X 20, Ss	8
13	01684	(0000–) Washer, Flat, 0.27b 0.69d .05, Ss	16
14	08712	(0000–) Nut, Hex, Lock, M6 X 1.00, NI, Ss	8
15	223520	(0000–) Skirt, Rbr, .12, 03.75w 28.00l, 04/ SI	1
16	223537	(0000–) Strip, Retainer, Skirt, Front, Lh	1
17	1057591	(0000–) Manifold, Soltn	1
18	1068004	(0000–) Bracket, Guide, Hose	1
19	07791	(0000–) Nut, Hex, Flng, M8 X 1.25	1

Fig. 12 – Scrub Head Frame Group, Cylindrical

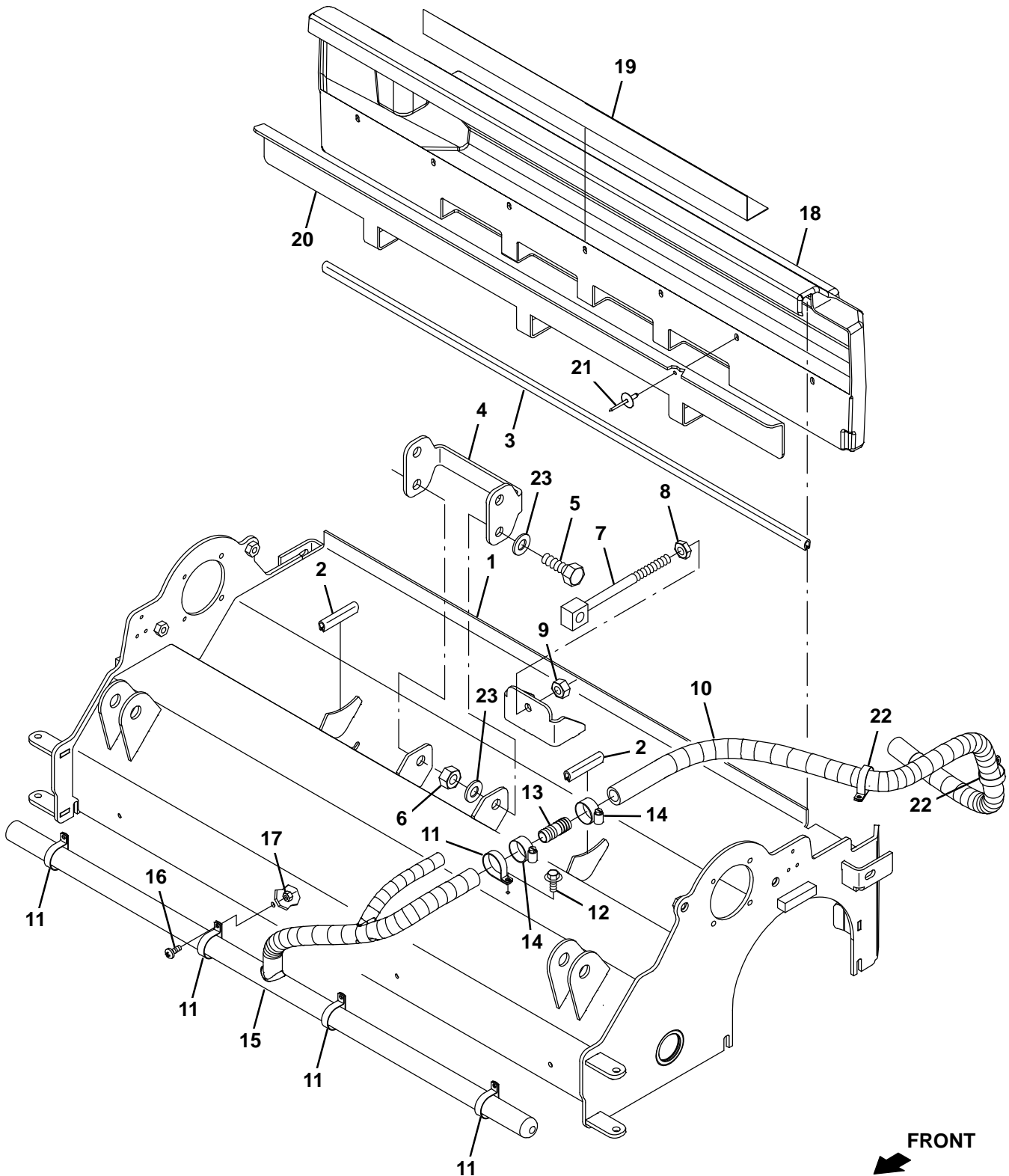


Fig. 12 – Scrub Head Frame Group, Cylindrical

Ref.	Part No.	Serial Number	Description	Qty.
1	1053743	(0000–) Head Wldt, Scb, Cyl	1
2	1020168	(0000–) Molding, Afmkt, Trim, Pvc, .08 .11, 01ft	2
3	1020174	(0000–) Molding, Afmkt, Trim, Pvc, .08 .11, 03ft	1
4	1067768	(0000–) Channel, Lift, Head, Cyl	2
5	09029	(0000–) Screw, Hex, M12 X 1.75 X 40, Ss	1
6	09741	(0000–) Nut, Hex, Lock, M12 X 1.75, NI, Ss	1
7	1053993	(0000–) Bolt, Eye, M10 X 1.50 X 140mm, 13.00 Eye	1
8	41430	(0000–) Nut, Hex, Lock, M10 X 1.5, NI	1
9	763064	(0000–) Nut, Hex, Jam, M10 X 1.5, [Din439]	1
10	1015026	(0000–) Hose, Afmkt, Pvc, Brd, 0.62id, 03ft, Clr	1
11	50544	(0000–) Clamp, Cable, Ss, 1.12d X 0.38w, 1hole	4
12	74455	(0000–) Screw, Hex, M6 X 1.00 X 12, Fmg	3
13	365164	(0000–) Fitting, Plstc, Str, Bm10/Bm10	1
14	63810	(0000–) Clamp, Hose, Wormdrive, 0.56–1.06d, .56w	2
15	1059700	(0000–) Manifold, Bar, Spray, 33.7inch	1
16	09200	(0000–) Screw, Pan, Phl, M5 X	4
17	09739	(0000–) Nut, Hex, Lock, M5 X 0.80, NI, Ss	4
18	9008665	(0000–) Hopper, Debris, Afmkt [T16]	1
19	1062730	(0000–) Angle, Stl, Perforated .03 1.4 1.4 26.0l	1
20	1055962	(0000–) Lip, Tray, Debris	1
21	32548	(0000–) Rivet, Blind, .188d X 0.45 X .62d, Alm	7
22	58366	(0000–) Clamp, Cable, Stl, 1.25d X 1.00w, 1hole	2
23	32486	(0000–) Washer Flat,0.50,Sae	4

Fig. 13 – Scrub Head Drive Group, Cylindrical

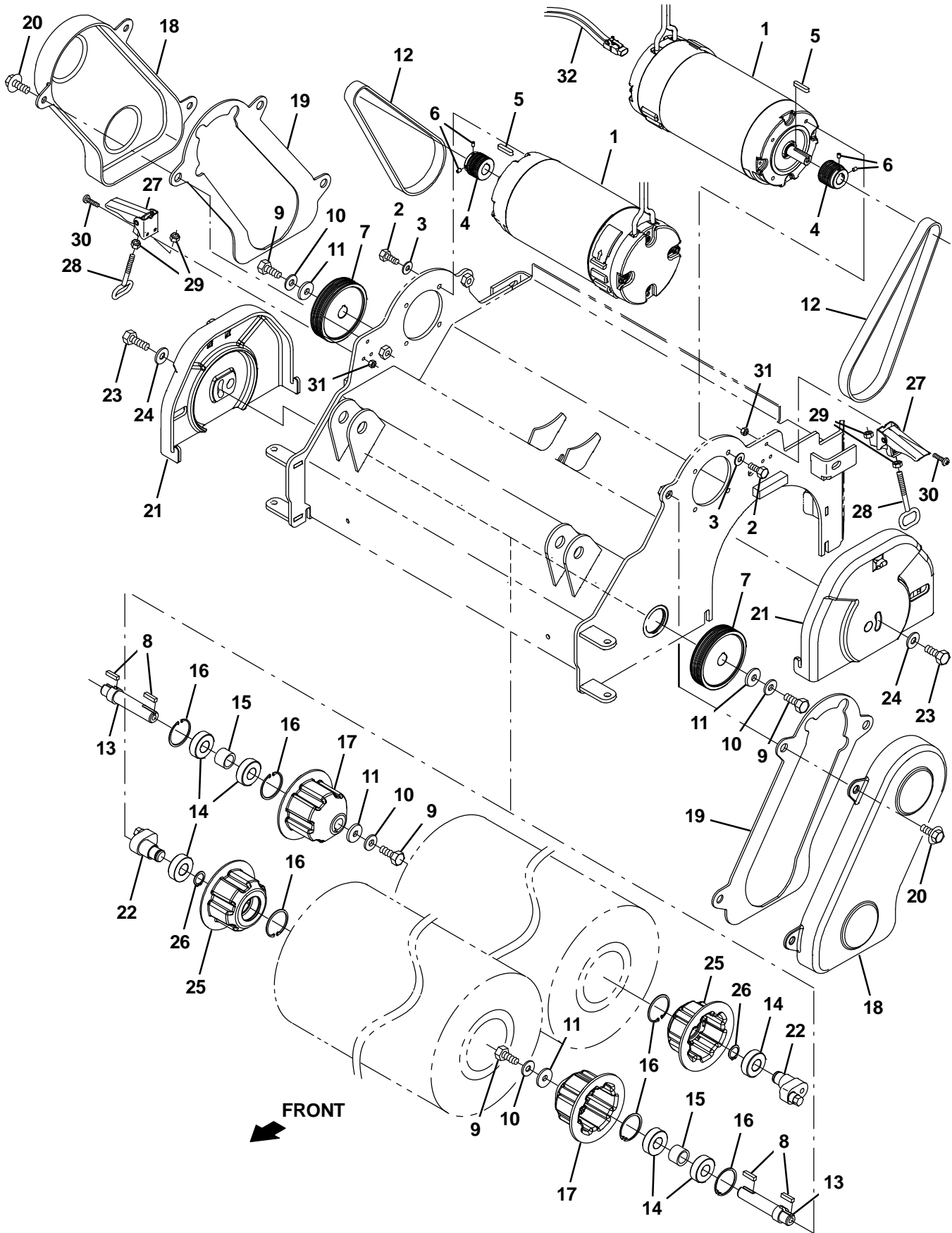


Fig. 13 – Scrub Head Drive Group, Cylindrical

Ref.	Part No.	Serial Number	Description	Qty.
1	1053342	(0000–) Motor, Ele, 36vdc 1750rpm 1.00hp 22.0a	2
2	15678	(0000–) Screw, Hex, M6 X 1.00 X 16, Ss	8
3	01684	(0000–) Washer, Flat, 0.27b 0.69d .05, Ss	8
4	1054581	(0000–) Sheave, 07grv, 1.22pd 0.55b [Pj]	2
5	1014328	(0000–) Key, Sq, 05mm X 05mm, 25mml	2
6	222818	(0000–) Screw, Set, Soc, 08–32 X 0.25, NI	4
7	1054591	(0000–) Sheave, 07grv, 03.3pd 0.63b [Pj]	2
8	00911	(0000–) Key, Sq, 0.19 X 0.19, 0.75l	4
9	09740	(0000–) Screw, Hex, M8 X 1.25 X 20, Ss	4
10	41186	(0000–) Washer, Flat, Belleville, .31	4
11	1017218	(0000–) Washer, Flat, 0.32b 1.00d .12, Ss	4
12	9007853	(0000–) Belt Kit, W/Tool, Afrmkt [Qty 2]	2
13	1054633	(0000–) Shaft, Drive	2
14	28010	(0000–) Bearing, Ball, 0.62b 1.38d 0.43w	6
15	1055051	(0000–) Spacer, Brg	2
16	01513	(0000–) Ring, Retaining, Int,	6
17	1056155	(0000–) Plug, Drive, Brush	2
18	1054844	(0000–) Cover, Belt	2
19	1054843	(0000–) Gasket, Cover, Belt	2
20	1020341	(0000–) Screw, Hex, M8 X 1.25 X 20, Ss, Sems	6
21	1054849	(0000–) Cover, Idler	2
22	1057083	(0000–) Cam, Adj, Brush	2
23	09010	(0000–) Screw, Hex, M8 X 1.25 X 25, Ss	2
24	01685	(0000–) Washer, Flat, 0.38b 0.88d .08, Ss	2
25	1057124	(0000–) Plug, Idler, Brush	2
26	18136	(0000–) Ring, Retaining, Ext, 0.62d, Basic	2
27	386257	(0000–) Latch	2
28	386274	(0000–) Hook Wldt, Latch	2
29	50335	(0000–) Nut, Hex, Std, M5 X 0.80, 8	4
30	24265	(0000–) Screw, Pan, Phl, M4 X 0.70 X 16, Ss	6
31	33932	(0000–) Nut, Hex, Lock, M4 X 0.70, NI, Ss	6
32	1059170	(0000–) Harness, Wire, Adapter	1

Fig. 14 – Scrub Head Side Squeegee Group, Right Hand

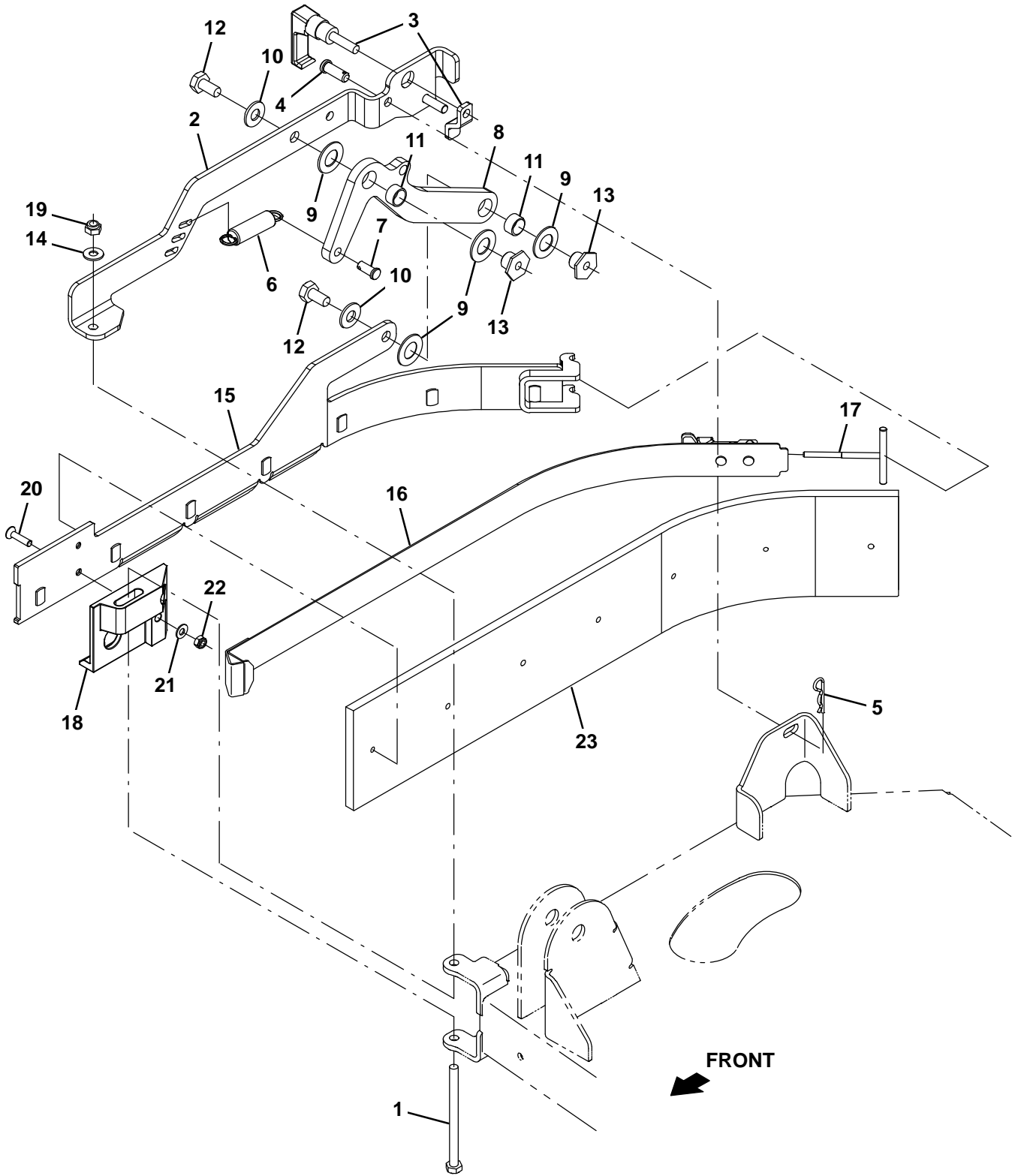


Fig. 14 – Scrub Head Side Squeegee Group, Right Hand

Ref.	Part No.	Serial Number	Description	Qty.
1	364441	(0000–) Screw, Hex, M8 X 1.25 X 110, Ss	1
2	1056776	(0000–) Bracket, Sqge, Side, Hinge	1
3	1065134	(0000–) Latch, Cmpr, Yel Grip	1
4	09088	(0000–) Pin, Clevis, 0.37d X 1.00l	1
5	44906	(0000–) Pin, Cotter, Hair, 0.38d .093 Wir	1
6	15047	(0000–) Spring, Extn, 0.62od 0.08wir 03.0l	1
7	10120	(0000–) Clevis, 0.31d X 0.75l	1
8	1056994	(0000–) Bellcrank, Lift, Sqge	1
9	64425	(0000–) Washer, Thrust, 0.61b 1.25d .06, Fgl	4
10	01686	(0000–) Washer, Flat, 0.44b 1.00d .08, Ss	2
11	71607	(0000–) Bushing, Sleeve, 0.63b 0.72d 0.38l	2
12	09291	(0000–) Screw, Hex, M10 X 1.50 X 20, Ss	2
13	1022846	(0000–) Nut, T, M10 X 1.50 X 15.80od X 13.0l	2
14	32490	(0000–) Washer, Flat, 0.25, Std	1
15	1055001	(0000–) Bracket Wldt, Sqge, Body, Rh	1
16	1062066	(0000–) Strap Assy, Sqge, Side	1
17	1054312	(0000–) Hook Wldt, Latch	1
18	1054282	(0000–) Guide, Sqge, Rh	1
19	08713	(0000–) Nut, Hex, Lock, M8 X 1.25, NI, Ss	1
20	06415	(0000–) Screw, Flt, Soc, M6 X 1.00 X 25, 10.9	2
21	19066	(0000–) Washer, Flat, 0.25b 0.56d .05, PI, 10	2
22	08712	(0000–) Nut, Hex, Lock, M6 X 1.00, NI, Ss	2
23	1054670	(0000–) Blade, Sqge, Side Linatex	1
23	1061185	(0000–) Blade, Sqge, Side, 25.10l Ure	1
23	1061184	(0000–) Blade, Sqge, Side, 25.10l Gum	1

Fig. 15 – Scrub Head Side Squeegee Group, Left Hand

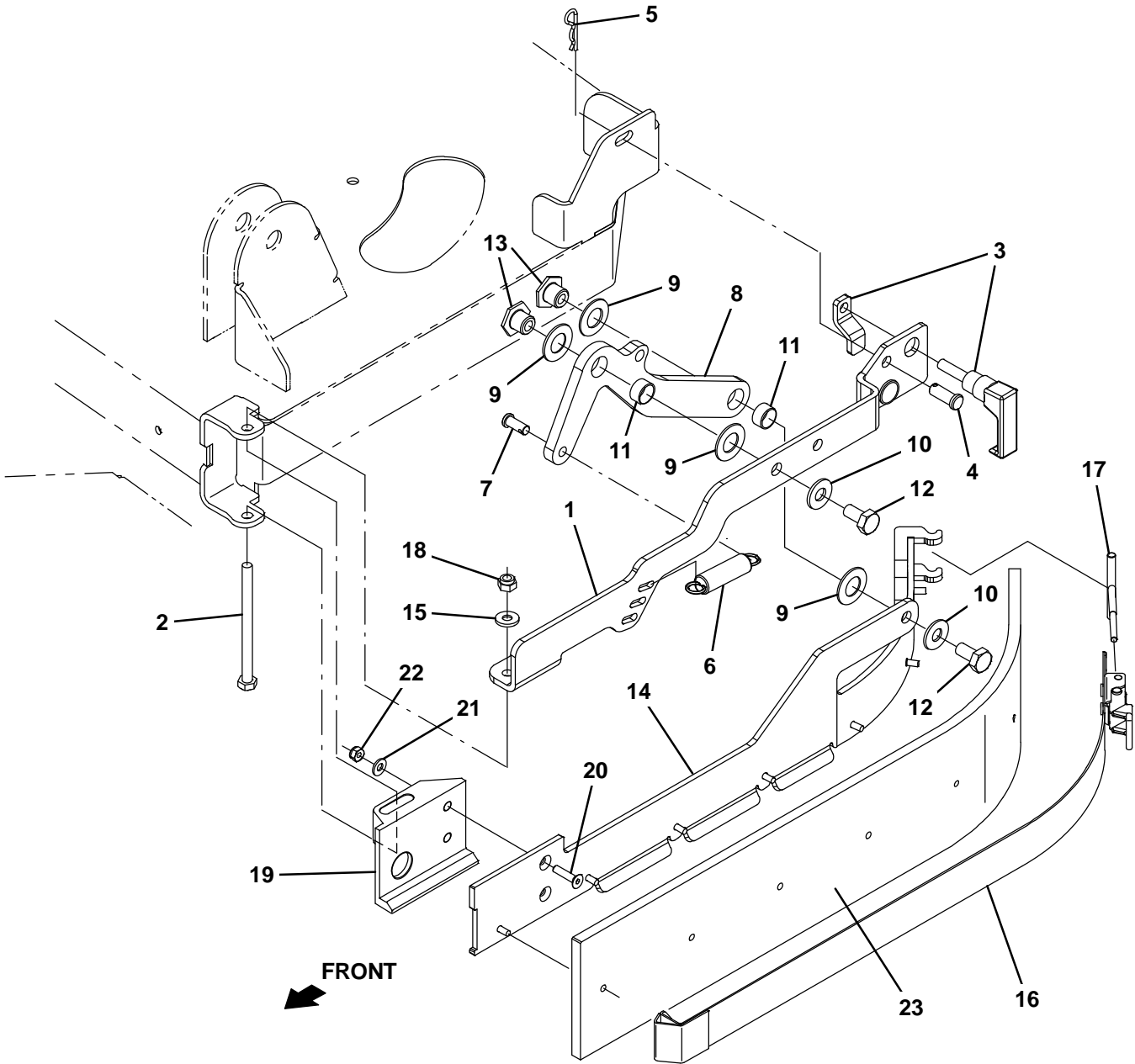


Fig. 15 – Scrub Head Side Squeegee Group, Left Hand

Ref.	Part No.	Serial Number	Description	Qty.
1	1056987	(0000–) Bracket, Sqge, Side, Hinge, Lh	1
2	364441	(0000–) Screw, Hex, M8 X 1.25 X 110, Ss	1
3	1065134	(0000–) Latch, Cmpr, Yel Grip	1
4	09088	(0000–) Pin, Clevis, 0.37d X 1.00l	1
5	44906	(0000–) Pin, Cotter, Hair, 0.38d .093 Wir	1
6	15047	(0000–) Spring, Extn, 0.62od 0.08wir 03.0l	1
7	10120	(0000–) Clevis, 0.31d X 0.75l	1
8	1056994	(0000–) Bellcrank, Lift, Sqge	1
9	64425	(0000–) Washer, Thrust, 0.61b 1.25d .06, Fgl	4
10	01686	(0000–) Washer, Flat, 0.44b 1.00d .08, Ss	2
11	71607	(0000–) Bushing, Sleeve, 0.63b 0.72d 0.38l	2
12	09291	(0000–) Screw, Hex, M10 X 1.50 X 20, Ss	2
13	1022846	(0000–) Nut, T, M10 X 1.50 X 15.80od X 13.0l	2
14	1055027	(0000–) Bracket Wldt, Sqge, Body, Lh	1
15	32490	(0000–) Washer, Flat, 0.25, Std	1
16	1062066	(0000–) Strap Assy, Sqge, Side	1
17	1054312	(0000–) Hook Wldt, Latch	1
18	08713	(0000–) Nut, Hex, Lock, M8 X 1.25, NI, Ss	1
19	1055028	(0000–) Guide, Sqge, Lh	1
20	06415	(0000–) Screw, Flt, Soc, M6 X 1.00 X 25, 10.9	2
21	19066	(0000–) Washer, Flat, 0.25b 0.56d .05, PI, 10	2
22	08712	(0000–) Nut, Hex, Lock, M6 X 1.00, NI, Ss	2
23	1054670	(0000–) Blade, Sqge, Side Linatex	1
23	1061185	(0000–) Blade, Sqge, Side, 25.10l Ure	1
23	1061184	(0000–) Blade, Sqge, Side, 25.10l Gum	1

Fig. 16 – Recovery Tank Group

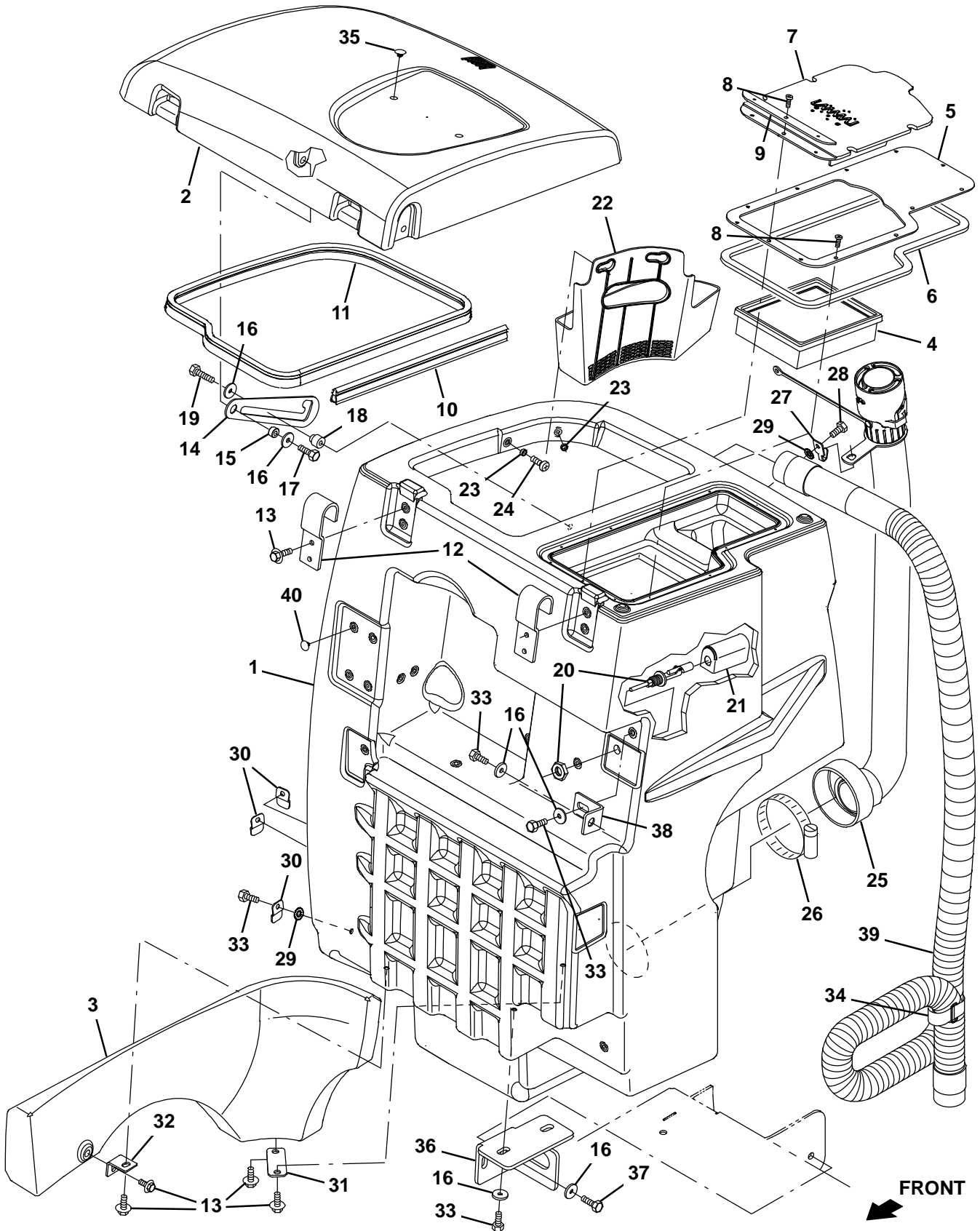


Fig. 16 – Recovery Tank Group

Ref.	Part No.	Serial Number	Description	Qty.
1	1057404	(0000–) Tank, Recvy, Rm–Cptl, Trimmed [T16]	1
2	9008031	(0000–) Cover, Tank, Rcvry, Afmkt [T16]	1
3	9008429	(0000–) Bumper, Rear, Rh, Afmkt [T16]	1
4	1037822	(0000–) Filter, Panl, Dust, 2.0 X 06.1 X 07.6	1
5	9008878	(0000–) Plate, Cover, W/Label, Ce, Afmkt	1
6	1057955	(0000–) Gasket, Cover, Fltr	1
7	1056611	(0000–) Cover, Access, Fltr	1
8	1066436	(0000–) Screw, Pan, Phl, 10–14 X 1.00, F/ Plstc	12
9	1064629	(0000–) Retainer, Seal, Fltr	1
10	1066430	(0000–) Seal, Afmkt, Bulb, Dual, 0.30G, 02Ft	1
11	1066433	(0000–) Seal, Afmkt, Bulb, Dual, 0.30G, 08Ft	1
12	1055319	(0000–) Bracket, Mtg, Cover, Recvy Tank	2
13	1020341	(0000–) Screw, Hex, M8 X 1.25 X 20, Ss, Sems	8
14	1057214	(0000–) Plate, Arm, Prop	1
15	360460	(0000–) Sleeve, P/M, 0.34b 0.63d 0.4l, Ss / Oil	1
16	1017218	(0000–) Washer, Flat, 0.32b 1.00d .12, Ss	8
17	12333	(0000–) Screw, Hex, M8 X 1.25 X 25, Ss, NI	1
18	230735	(0000–) Sleeve, P/M, Flng, 0.33b 0.75/0.50d 0.8l	1
19	59658	(0000–) Screw, Hex, M8 X 1.25 X 35, NI, Ss	1
20	385685	(0000–) Sensor, Level, Liq, 14vdc 01a .62–11	1
21	1019285	(0000–) Bracket, Protector, Float Switch	1
22	1056068	(0000–) Tray, Debris, 11.0l	1
23	1066720	(0000–) Sleeve, P/M, 0.32b 0.44d 0.2l [430ss]	2
24	09737	(0000–) Screw, Pan, Phl, M8 X 1.25 X 20, 4.8	2
25	1060269	(0000–) Hose Assy, Drain, 2.00id X 33.9l, Blk	1
26	1067656	(0000–) Clamp, Hose, Wormdrive, 3.25–4.00d, .50w	1
27	1056267	(0000–) Bracket, Mtg, Hose	1
28	15675	(0000–) Screw, Hex, M8 X 1.25 X 16, Ss	1
29	41141	(0000–) Washer, Lock, Int–Ext, 0.31	4
30	1055820	(0000–) Bracket, Mtg, Bmpr	3
31	1055852	(0000–) Plate, Mtg, Bmpr	1
32	1055938	(0000–) Angle, Mtg, Bmpr	1
33	09740	(0000–) Screw, Hex, M8 X 1.25 X 20, Ss	7
34	1067964	(0000–) Fastener, 25.0 [Hook & Loop]	1
35	1066063	(0000–) Plug, Hole, Rnd, 0.25h 0.43l, Brb, Nyl	6
36	1052724	(0000–) Bracket, Sppt, Tank, Rh	1
37	09010	(0000–) Screw, Hex, M8 X 1.25 X 25, Ss	2
38	1054823	(0000–) Angle, Mtg, Tank	1
39	1068092	(0000–) Hose, Vacuum, 1.75id X 073.6l, 2cuff	1

Fig. 17 – Vacuum Fan Kit, Single

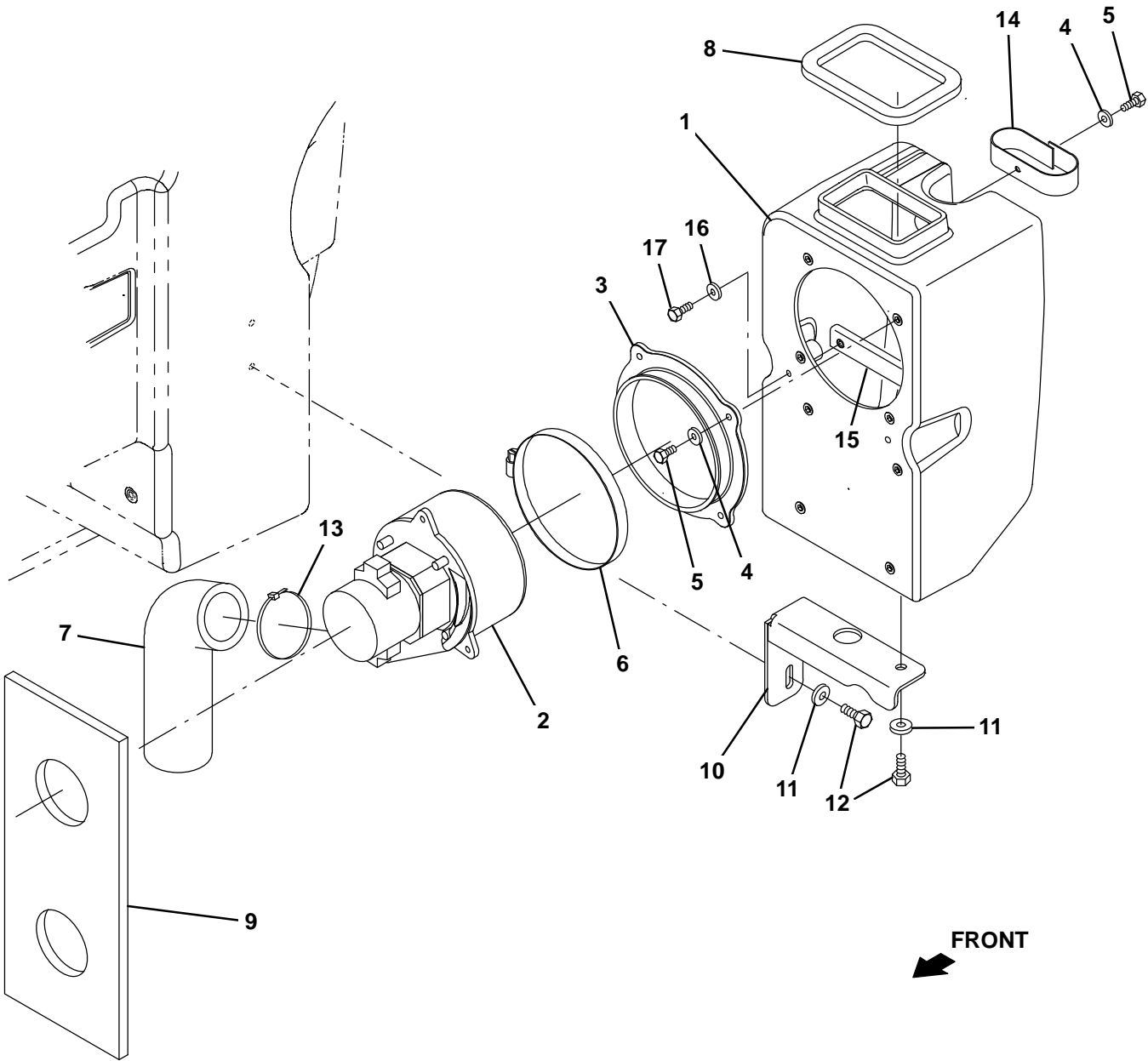


Fig. 17 – Vacuum Fan Kit, Single

	Ref.	Part No.	Serial Number	Description	Qty.
▽		9008035	(0000–) Vacfan Kit, Sgl, Ci [T16]	1
▲	1	9008655	(0000–) Housing, Vacfan, Afmkt [T16]	1
▲▽	2	1056623	(0000–) Fan, Vacuum, 5.7d, 036vdc, 3 Stage	1
▲▲		1041772	(0000–) Brush Kit, Motor	1
▲▲		1041766	(0000–) Cover, Cooling Fan	1
▲	3	1059661	(0000–) Seal, Mtg, Vacfan	1
▲	4	29570	(0000–) Washer, Flat, 0.28b 1.00d .06, Stl	5
▲	5	15678	(0000–) Screw, Hex, M6 X 1.00 X 16, Ss	5
▲	6	49891	(0000–) Clamp, Hose, Wormdrive, 5.56–6.50d, .56w	1
▲	7	1054231	(0000–) Muffler, Vacfan	1
▲	8	1052520	(0000–) Gasket, Vacfan	1
▲	9	1053268	(0000–) Insulation, Acstc, 0.5, 06.6 X 15.8 C–0	1
▲	10	1054711	(0000–) Bracket, Mtg, Hsng, Fan	1
▲	11	1017218	(0000–) Washer, Flat, 0.32b 1.00d .12, Ss	3
▲	12	09740	(0000–) Screw, Hex, M8 X 1.25 X 20, Ss	3
▲	13	49263	(0000–) Tie, Cable, Nyl, 11.4l .19w 3.0 Max D	1
▲	14	1059534	(0000–) Fastener, 09.00l [Hook & Loop]	1
▲	15	1066906	(0000–) Bracket, Stiffener, Hsg	1
▲	16	76426	(0000–) Washer, Sealing, 0.28b 0.75d Ss, Neo	2
▲	17	08716	(0000–) Screw, Hex, M6 X 1.00 X 20, Ss	2

Fig. 18 – Solution Tank Group

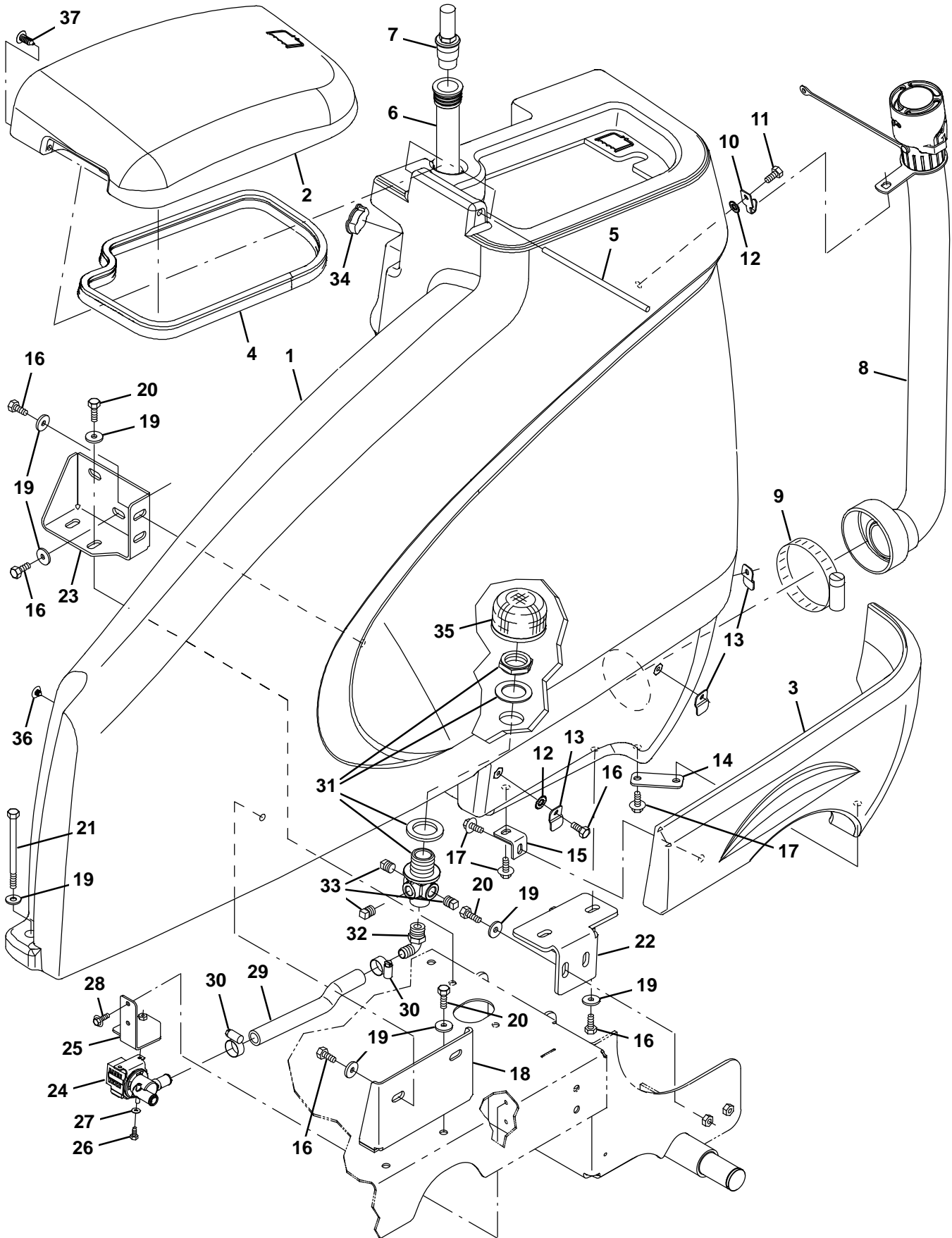


Fig. 18 – Solution Tank Group

Ref.	Part No.	Serial Number	Description	Qty.
1	1057403	(0000–) Tank, Soltn, Rm–Cptl, Trimmed [T16]	1
2	9008017	(0000–) Cover, Tank, Sltn, Afmkt [ec–H20 T16]	1
2	9008879	(0000–) Cover, Tank, Sltn, Afmkt Ce, [FaST T16]	1
3	9008052	(0000–) Bumper, Rear, Lh, Afmkt [T16]	1
4	1066433	(0000–) Seal, Afmkt, Bulb, Dual, 0.30G, 08Ft	1
5	1060673	(0000–) Bar, Rnd, Plstc, 0.31d 08.5l	1
6	1060424	(0000–) Tube Assy, Float, 42.0 L	1
7	1062651	(0000–) Sensor, Press, 3 Psi, 8–30vdc	1
8	1060269	(0000–) Hose Assy, Drain, 2.00id X 33.9l, Blk	1
9	1067656	(0000–) Clamp, Hose, Wormdrive, 3.25–4.00d, .50w	1
10	1056267	(0000–) Bracket, Mtg, Hose	1
11	15675	(0000–) Screw, Hex, M8 X 1.25 X 16, Ss	1
12	41141	(0000–) Washer, Lock, Int–Ext, 0.31	4
13	1055820	(0000–) Bracket, Mtg, Bmpr	3
14	1055852	(0000–) Plate, Mtg, Bmpr	1
15	1055938	(0000–) Angle, Mtg, Bmpr	1
16	09740	(0000–) Screw, Hex, M8 X 1.25 X 20, Ss	9
17	1020341	(0000–) Screw, Hex, M8 X 1.25 X 20, Ss, Sems	4
18	1053142	(0000–) Bracket, Mtg, Tank, Soltn	1
19	1017218	(0000–) Washer, Flat, 0.32b 1.00d .12, Ss	13
20	09010	(0000–) Screw, Hex, M8 X 1.25 X 25, Ss	6
21	364441	(0000–) Screw, Hex, M8 X 1.25 X 110, Ss	1
22	1052663	(0000–) Bracket, Sppt, Tank, Lh	1
23	1053109	(0000–) Bracket, Mtg, Tank, Front	1
24	1054795	(0000–) Valve, Water, Solenoid, 36vdc Bm12/Bm12	1
25	1064246	(0000–) Bracket, Mtg, Valve, Water	1
26	09738	(0000–) Screw, Hex, M5 X 0.80 X 12, Ss	2
27	01683	(0000–) Washer, Flat, 10, Ss	2
28	361339	(0000–) Screw, Hex, M6 X 1.00 X 16, Fmg	2
29	1015033	(0000–) Hose, Afmkt, Pvc, Brd, 0.62id, 01ft, Clr	1
30	63810	(0000–) Clamp, Hose, Wormdrive, 0.56–1.06d, .56w	2
31	1059317	(0000–) Fitting Assy, Soltn, Bh	1
32	47701	(0000–) Fitting, Plstc, E90, Bm10/Pm08	1
33	630146	(0000–) Fitting, Plug, Pm06, Nyl	3
34	390994	(0000–) Plug, Hole, Soltn Tank, Blk Pyu	1
35	1027290	(0000–) Filter, Soltn, 020mesh, Pm12 3.1d 02.6l	1
36	1066063	(0000–) Plug, Hole, Rnd, 0.25h 0.43l, Brb, Nyl	2
37	1068277	(0000–) Plug, Hole, Rnd, 0.38 H 1.0l, Brb, Nyl	1

Fig. 19 – Rear Squeegee Lift Group

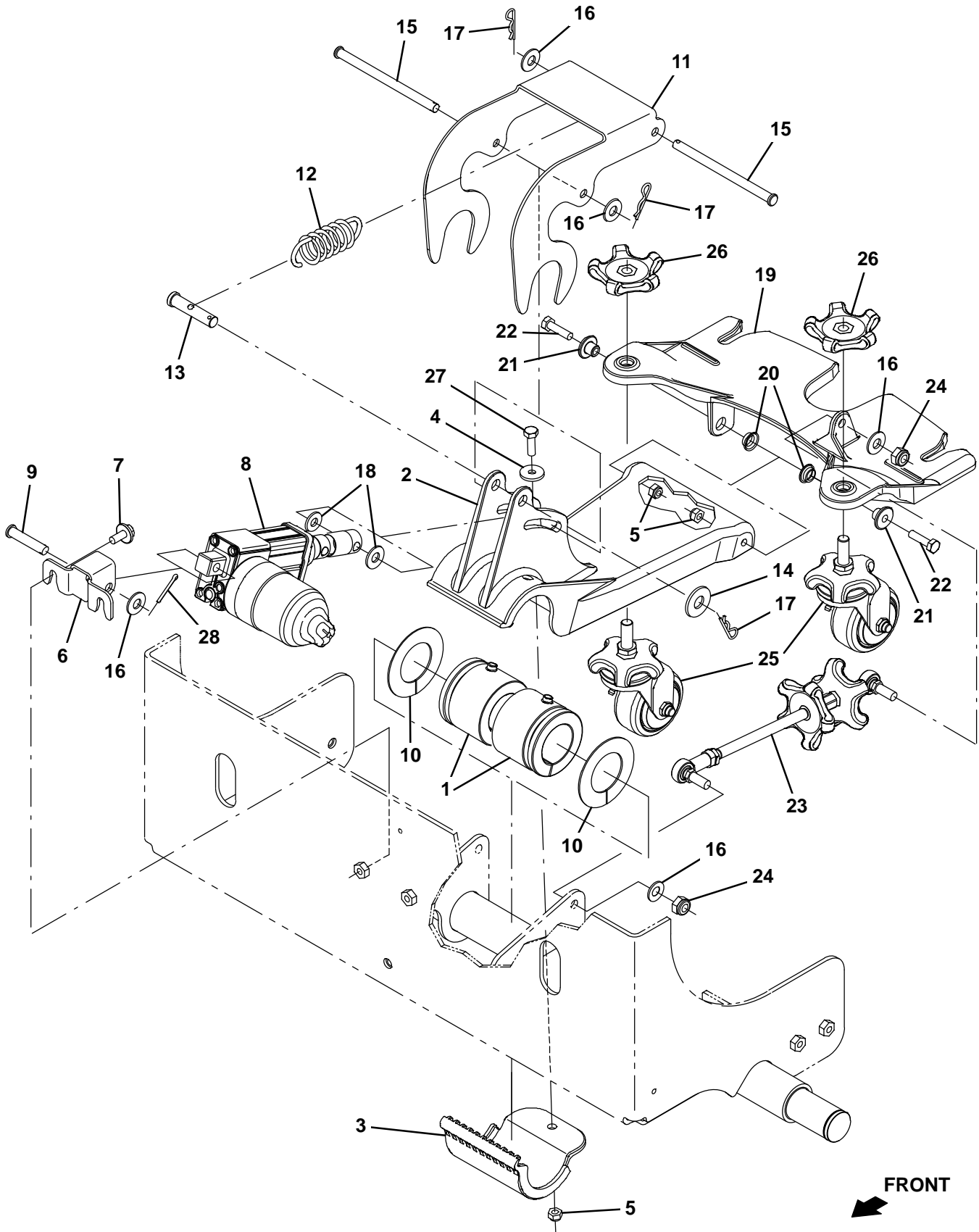


Fig. 19 – Rear Squeegee Lift Group

Ref.	Part No.	Serial Number	Description	Qty.
1	1053815	(0000–) Bushing, Flex, Ure	2
2	1053870	(0000–) Arm, Lift, Sqge	1
3	1053814	(0000–) Clamp, Pivot, Link	1
4	1017218	(0000–) Washer, Flat, 0.32b 1.00d .12, Ss	1
5	08713	(0000–) Nut, Hex, Lock, M8 X 1.25, NI, Ss	3
6	1053784	(0000–) Bracket, Mtg, Actuator	1
7	1020341	(0000–) Screw, Hex, M8 X 1.25 X 20, Ss, Sems	2
8	1053327	(0000–) Actuator, 36vdc, 02.0strk, 0147lb	1
9	94877	(0000–) Pin, Clevis, 10mmd X	1
10	1059969	(0000–) Washer, Thrust, 1.81b 2.93d .06w, Plstc	2
11	1059316	(0000–) Link, Tensioner, Spring	1
12	1059363	(0000–) Spring, Extn, 1.26od 0.18wir 03.4l	1
13	1059498	(0000–) Pin, Clevis, 0.50d X 2.25l	1
14	32493	(0000–) Washer, Flat, 0.50, Std	1
15	1059338	(0000–) Pin, Clevis, 0.37d X 5.25l	2
16	01686	(0000–) Washer, Flat, 0.44b 1.00d .08, Ss	5
17	44906	(0000–) Pin, Cotter, Hair, 0.38d .093 Wir	3
18	1018151	(0000–) Washer, Flat, 0.44b 0.88d .06, Nyl	2
19	1053153	(0000–) Coupling, Sqge	1
20	1054662	(0000–) Bushing, Flng, 0.50b 0.59d 0.25l	2
21	1059990	(0000–) Sleeve, Flng, 0.32b 1.00/0.50d 0.6l, Ss	2
22	09011	(0000–) Screw, Hex, M8 X 1.25 X 30, Ss	2
23	9008054	(0000–) Rod Assy, Sqge, Replmt [T16]	1
24	08714	(0000–) Nut, Hex, Lock, M10 X 1.5, NI, Ss	2
25	1055515	(0000–) Caster Assy, Swivel	2
26	1055516	(0000–) Knob Assy, Star, 3.21d 5ear M12	2
27	09010	(0000–) Screw, Hex, M8 X 1.25 X 25, Ss	1
28	08182	(0000–) Pin, Cotter, .125 X 1.00	1

Fig. 20 – Rear Squeegee Group

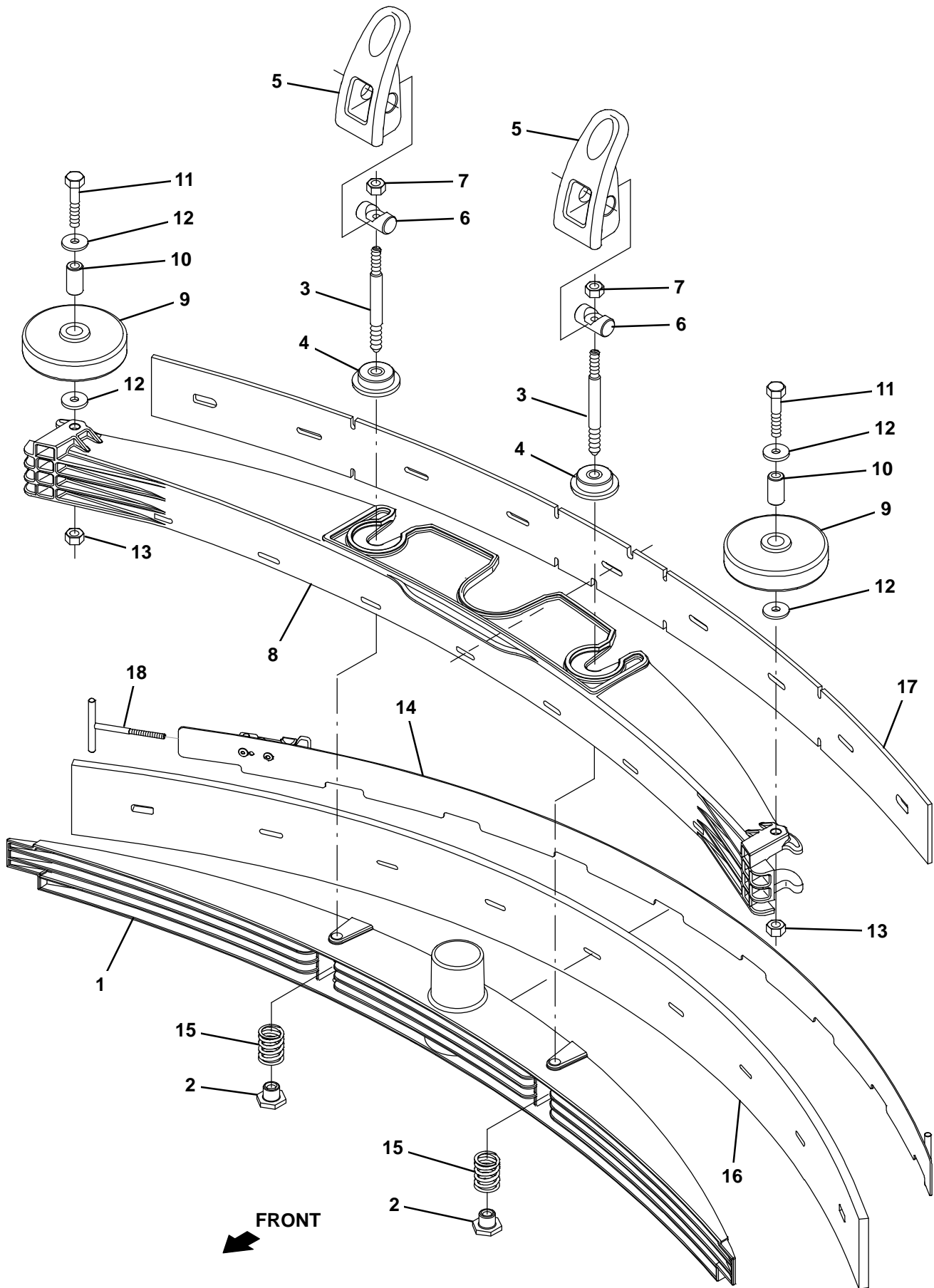
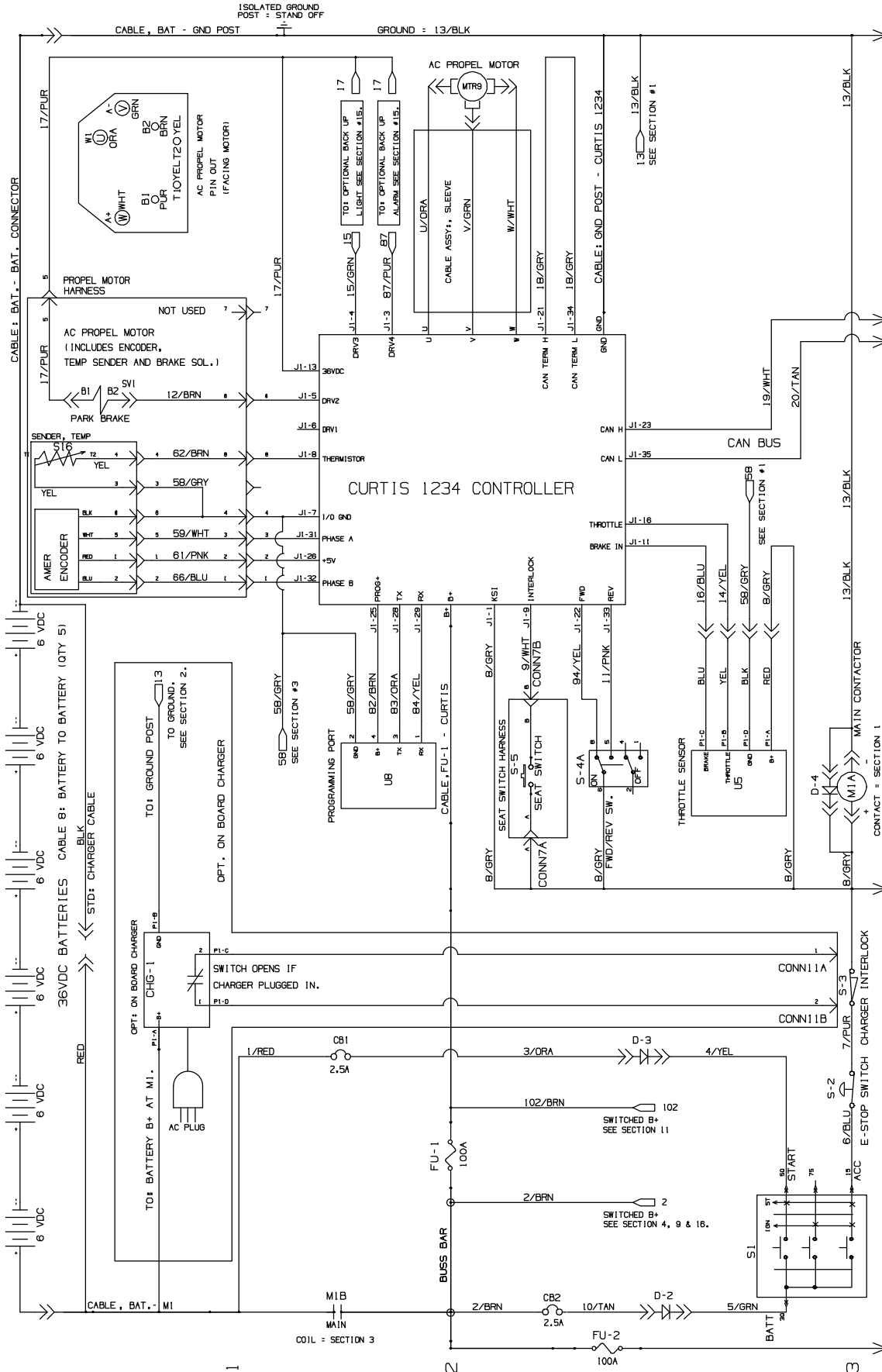


Fig. 20 – Rear Squeegee Group

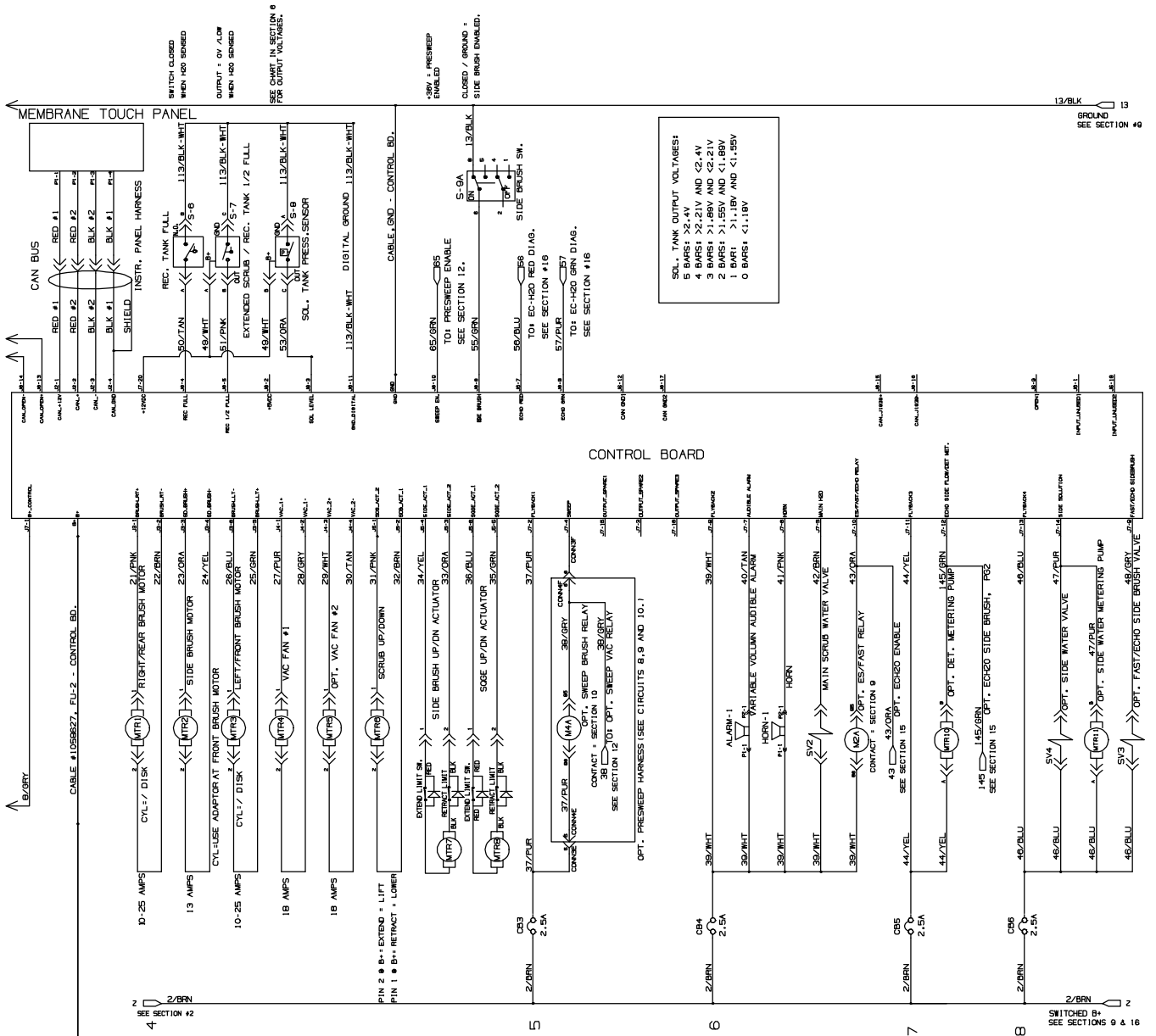
Ref.	Part No.	Serial Number	Description	Qty.
▽		9008816	(000000–) Squeegee Assy, Rear, Ure, Aftmkt [T16]	1
▲	1	1052529	(000000–) Frame, Sqge, Inner	1
▲	2	391345	(000000–) Nut, T, M10 X 1.50 X 0.62od X 0.5l	2
▲	3	1057407	(000000–) Rod, Thrd, 2end, M8x1.25/ M10x1.5 04.7l	2
▲	4	1055506	(000000–) Ring, Mtg, Sqge, .38l	2
▲	5	1052532	(000000–) Grip, Lock	2
▲	6	1055396	(000000–) Pin, 0.63d, 02.0l [W/Cbore, M8 Screw]	2
▲	7	07786	(000000–) Nut, Hex, Std, M8 X 1	2
▲	8	1054000	(000000–) Frame, Sqge, Outer	1
▲	9	363162	(000000–) Wheel, 04.0d 0.89w 0.64b	2
▲	10	363301	(000000–) Sleeve, P/M, 0.34b 0.63d 1.2l, Bnz	2
▲	11	49694	(000000–) Screw, Hex, M8 X 1.25 X 50, Ss	2
▲	12	1017218	(000000–) Washer, Flat, 0.32b 1.00d .12, Ss	4
▲	13	08713	(000000–) Nut, Hex, Lock, M8 X 1.25, NI, Ss	2
▲	14	1051284	(000000–) Clamp Wldt, Retainer, Sqge	1
▲	15	1064770	(000000–) Spring, Cmpr, 0.98od .13wir 01.3l, Ss	2
▲	16	1061198	(000000–) Blade, Sqge, Rear, Ure	1
▲	17	1061200	(000000–) Blade, Sqge, Front, 43.19l, Ure	1
▲	18	1054312	(000000–) Hook Wldt, Latch	1
▽		9008822	(000000–) Squeegee Assy, Rear, Linatex,Aftmkt[T16]	1
▲	1	1052529	(000000–) Frame, Sqge, Inner	1
▲	2	391345	(000000–) Nut, T, M10 X 1.50 X 0.62od X 0.5l	2
▲	3	1057407	(000000–) Rod, Thrd, 2end, M8x1.25/ M10x1.5 04.7l	2
▲	4	1055506	(000000–) Ring, Mtg, Sqge, .38l	2
▲	5	1052532	(000000–) Grip, Lock	2
▲	6	1055396	(000000–) Pin, 0.63d, 02.0l [W/Cbore, M8 Screw]	2
▲	7	07786	(000000–) Nut, Hex, Std, M8 X 1	2
▲	8	1054000	(000000–) Frame, Sqge, Outer	1
▲	9	363162	(000000–) Wheel, 04.0d 0.89w 0.64b	2
▲	10	363301	(000000–) Sleeve, P/M, 0.34b 0.63d 1.2l, Bnz	2
▲	11	49694	(000000–) Screw, Hex, M8 X 1.25 X 50, Ss	2
▲	12	1017218	(000000–) Washer, Flat, 0.32b 1.00d .12, Ss	4
▲	13	08713	(000000–) Nut, Hex, Lock, M8 X 1.25, NI, Ss	2
▲	14	1051284	(000000–) Clamp Wldt, Retainer, Sqge	1
▲	15	1064770	(000000–) Spring, Cmpr, 0.98od .13wir 01.3l, Ss	2
▲	16	1051283	(000000–) Blade, Sqge, Rear Linatex	1
▲	17	1056453	(000000–) Blade, Sqge, Front, 43.19l [Linard]	1
▲	18	1054312	(000000–) Hook Wldt, Latch	1
▽		9008823	(000000–) Squeegee Assy, Rear, Gum, Aftmkt [T16]	1
▲	1	1052529	(000000–) Frame, Sqge, Inner	1
▲	2	391345	(000000–) Nut, T, M10 X 1.50 X 0.62od X 0.5l	2
▲	3	1057407	(000000–) Rod, Thrd, 2end, M8x1.25/ M10x1.5 04.7l	2
▲	4	1055506	(000000–) Ring, Mtg, Sqge, .38l	2
▲	5	1052532	(000000–) Grip, Lock	2
▲	6	1055396	(000000–) Pin, 0.63d, 02.0l [W/Cbore, M8 Screw]	2
▲	7	07786	(000000–) Nut, Hex, Std, M8 X 1	2
▲	8	1054000	(000000–) Frame, Sqge, Outer	1
▲	9	363162	(000000–) Wheel, 04.0d 0.89w 0.64b	2
▲	10	363301	(000000–) Sleeve, P/M, 0.34b 0.63d 1.2l, Bnz	2
▲	11	49694	(000000–) Screw, Hex, M8 X 1.25 X 50, Ss	2
▲	12	1017218	(000000–) Washer, Flat, 0.32b 1.00d .12, Ss	4
▲	13	08713	(000000–) Nut, Hex, Lock, M8 X 1.25, NI, Ss	2
▲	14	1051284	(000000–) Clamp Wldt, Retainer, Sqge	1
▲	15	1064770	(000000–) Spring, Cmpr, 0.98od .13wir 01.3l, Ss	2
▲	16	1061199	(000000–) Blade, Sqge, Rear, Gum	1
▲	17	1061201	(000000–) Blade, Sqge, Front, 43.19l, Gum	1
▲	18	1054312	(000000–) Hook Wldt, Latch	1

Fig. 21 – Electrical Schematic (1 of 4)



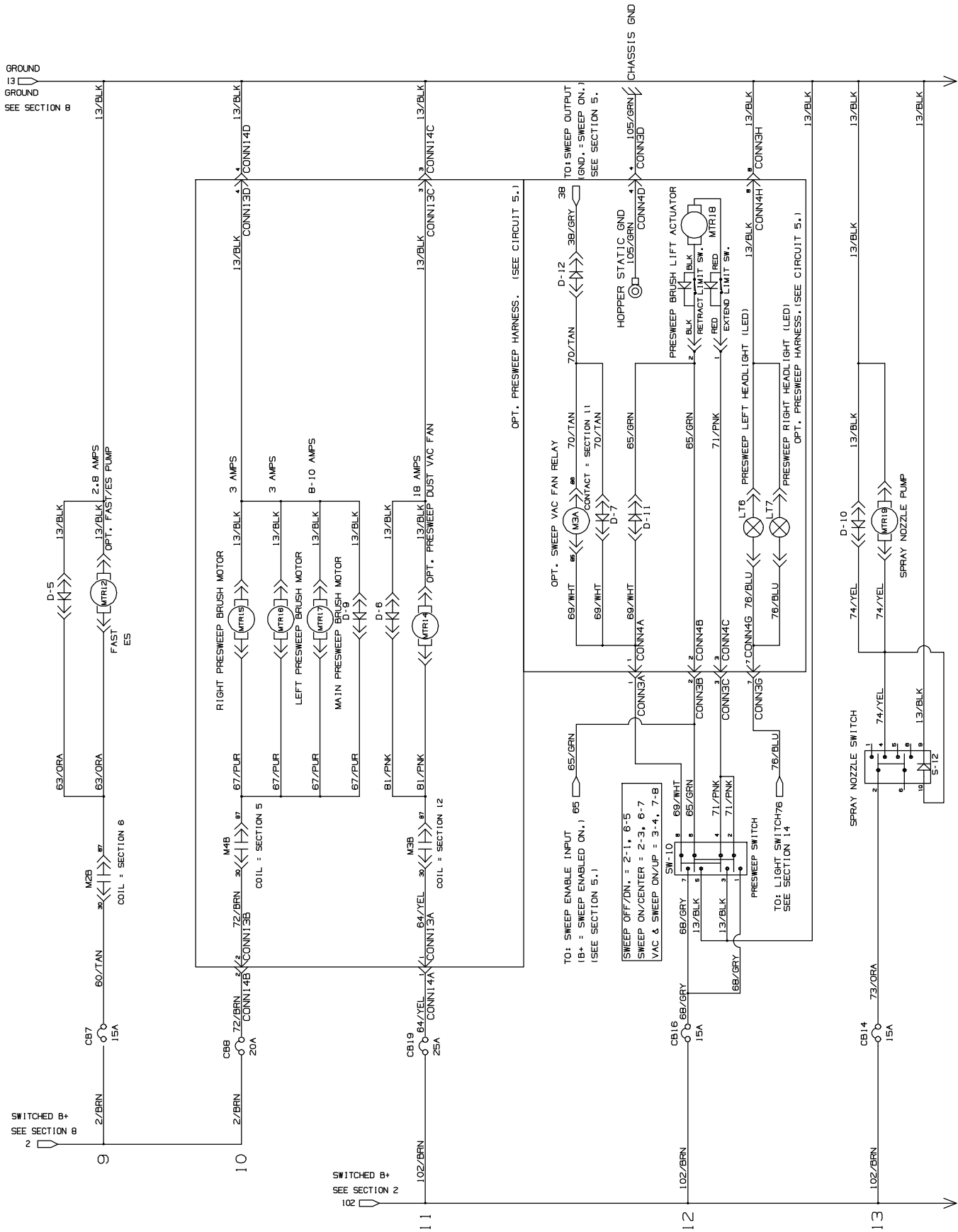
356166 – 1066391

Fig. 21 – Electrical Schematic (2 of 4)



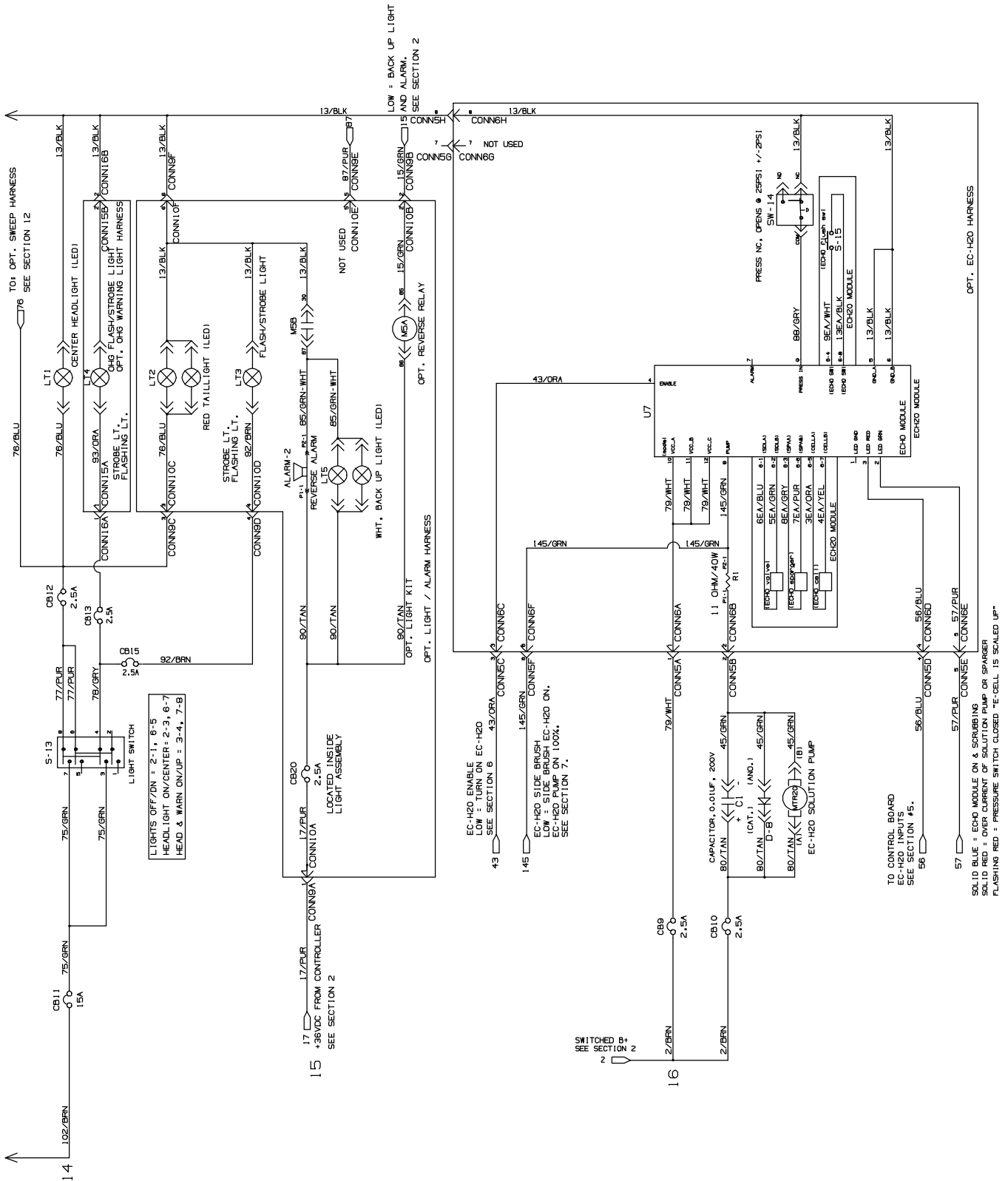
356166 – 1066391

Fig. 21 – Electrical Schematic (3 of 4)



356166 – 1066391

Fig. 21 – Electrical Schematic (4 of 4)



356166 – 1066391

Fig. 22 – Wire Harnesses Group

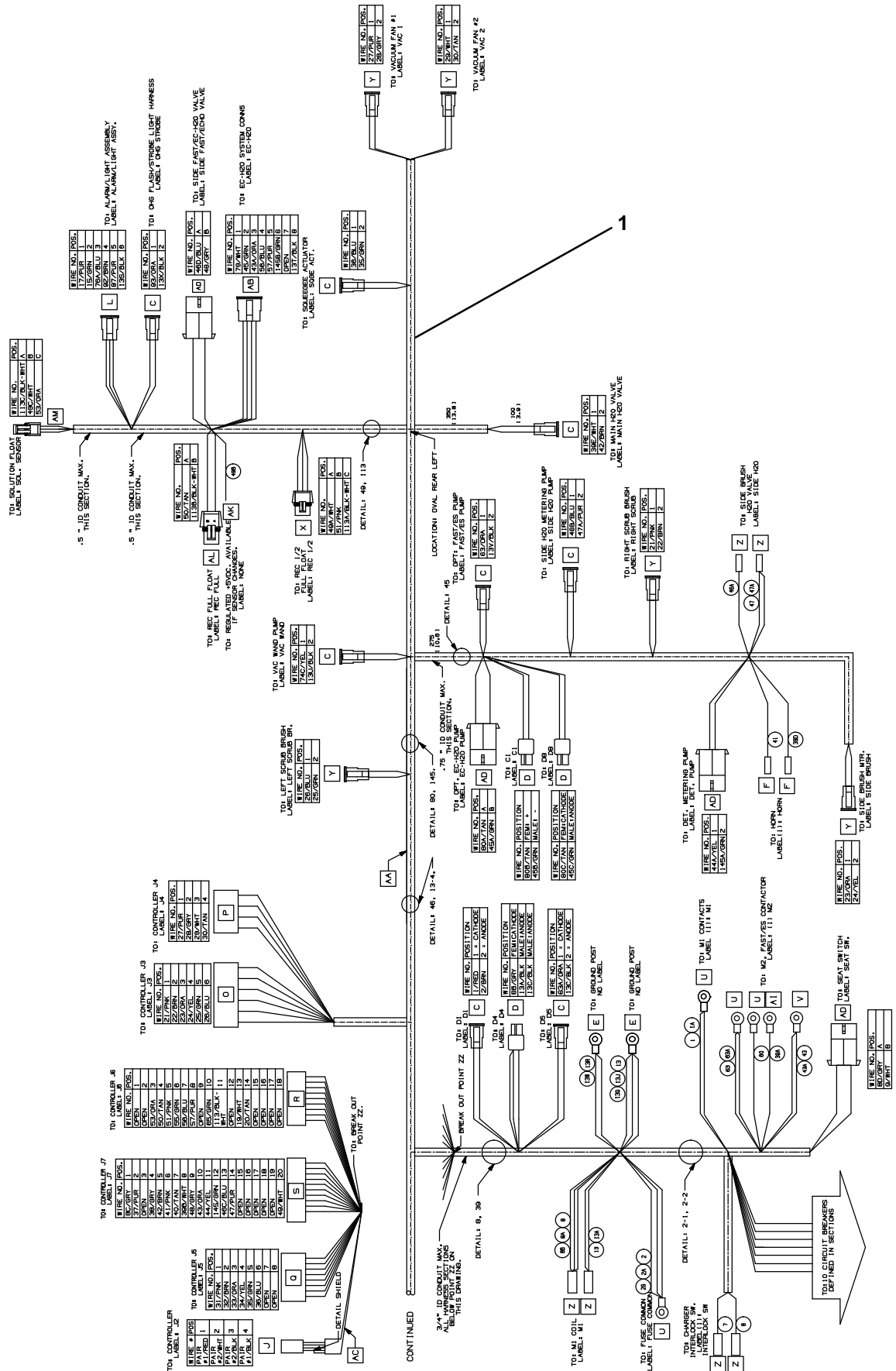
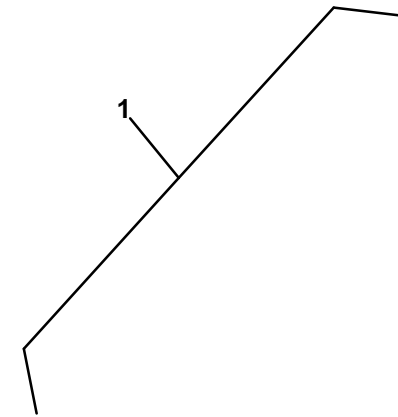
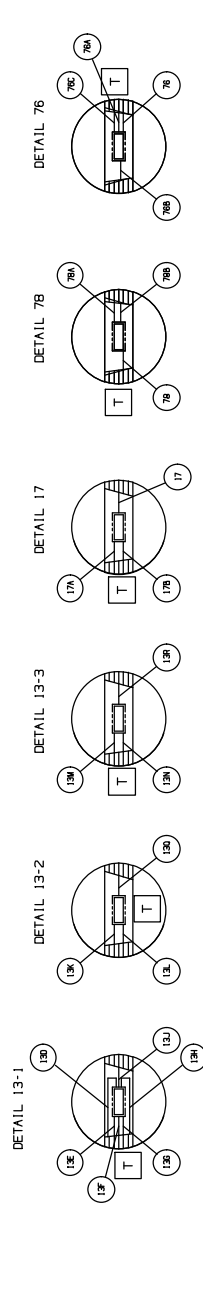
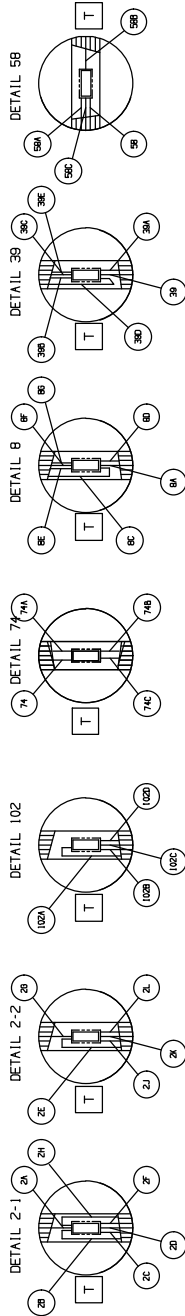
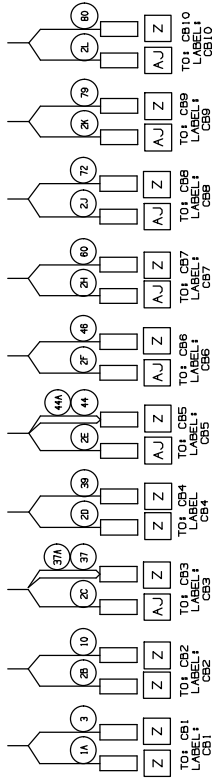


Fig. 22 – Wire Harness Group



TO: 10 CIRCUIT BREAKERS
DEFINED IN SECTIONS

TO: BREAKOUT IN SECTION



GOES TO PIN #4
OF CONNECTOR J.

THIS WIRE TO BE COVERED
WITH HEAT SHRINK OR WIRE
INSULATION ALL THE WAY TO
CONNECTOR J.

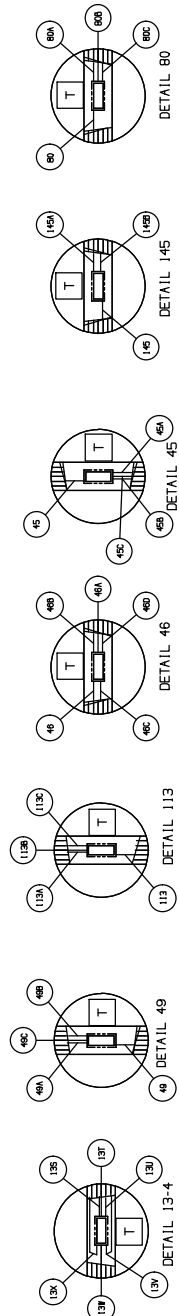
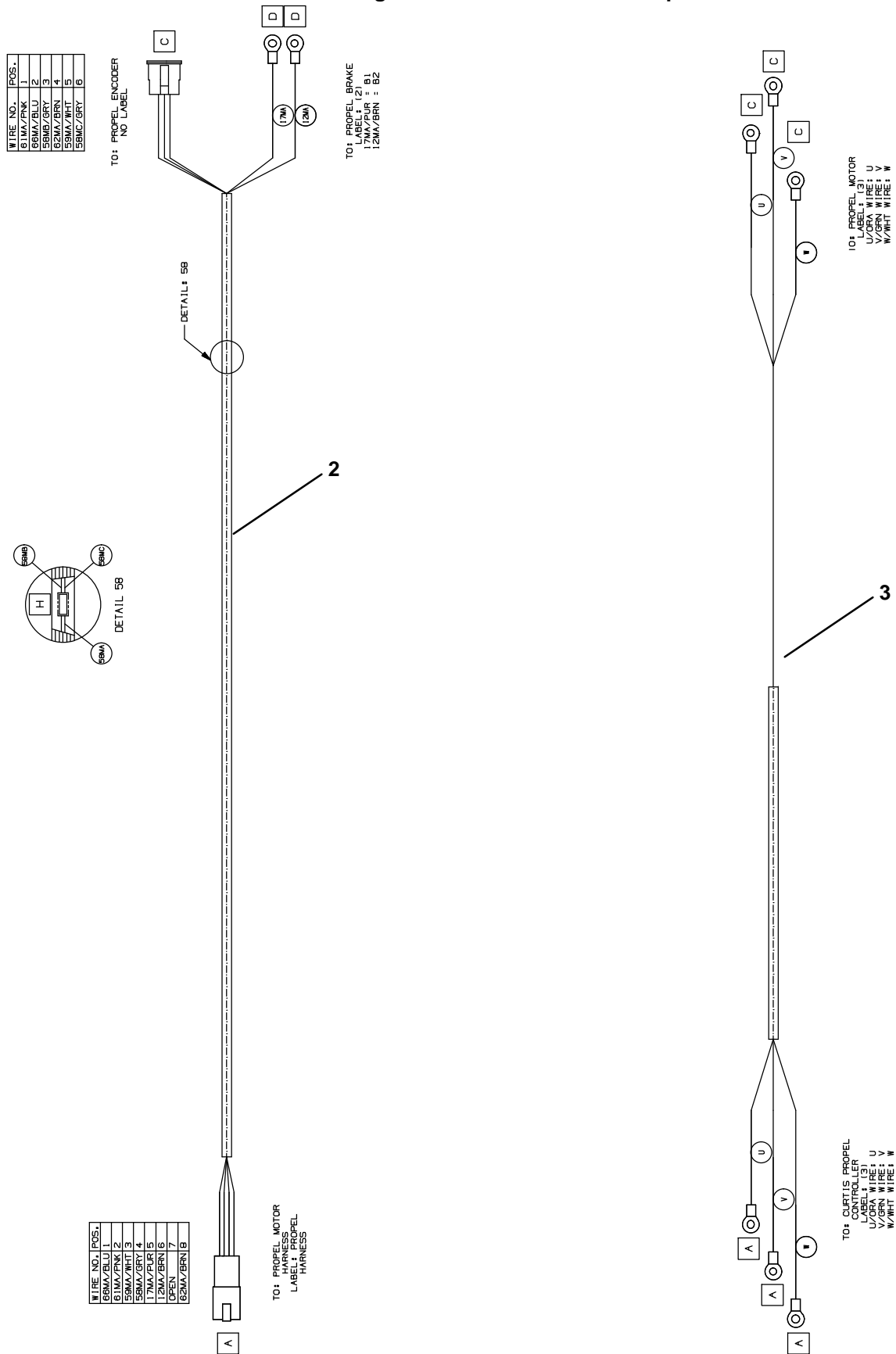


Fig. 22 – Wire Harnesses Group



356204

Ref.	Part No.	Serial Number	Description	Qty.
1	1056981	(0000–) Harness, Main, Ele [T16]	1
2	1057792	(0000–) Harness, Wire, Propel Motor [T16]	1
3	1058643	(0000–) Harness, Cable, Propel Motor [T16]	1

Fig. 23 – Strobe Light and Backup Alarm Group

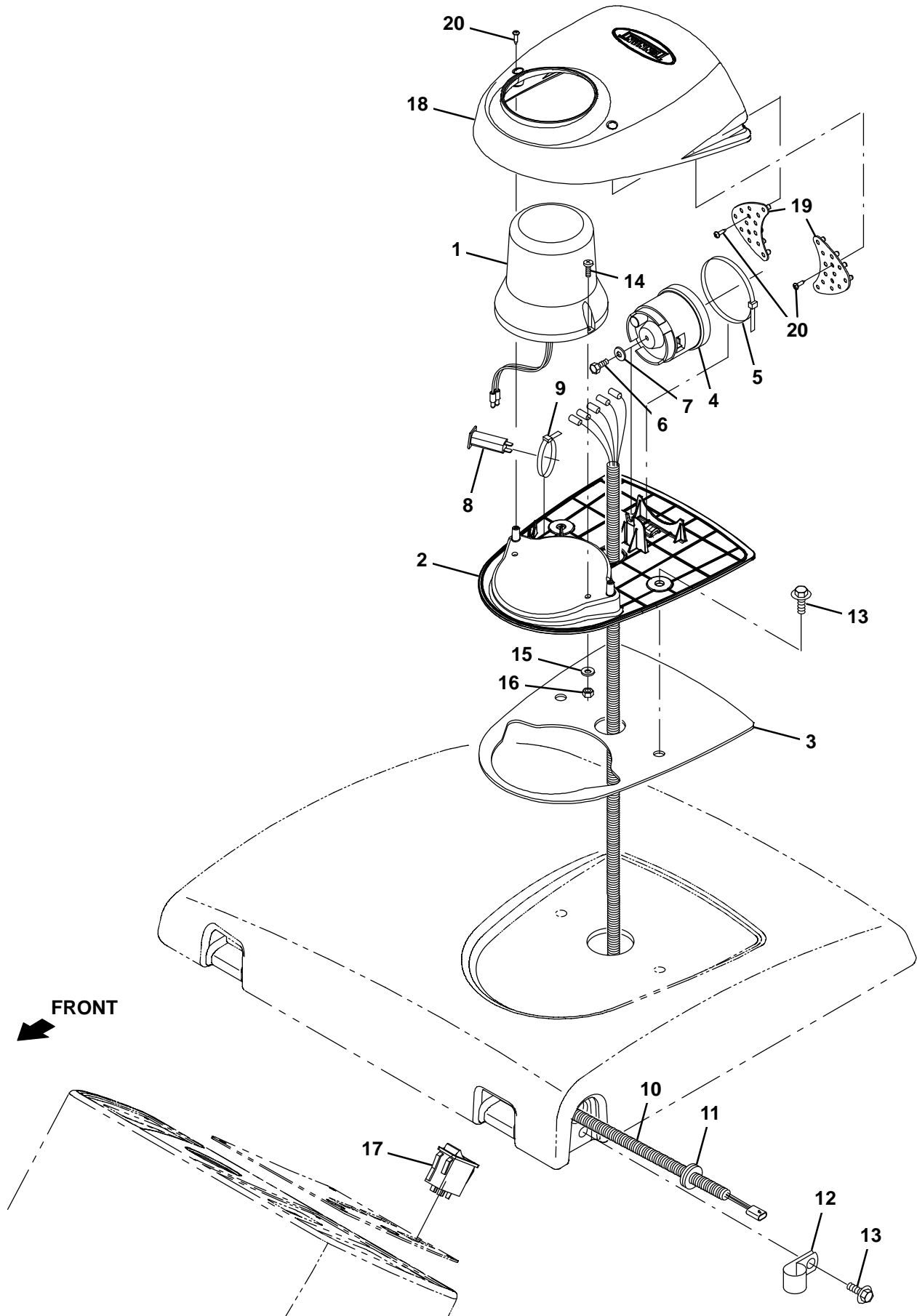
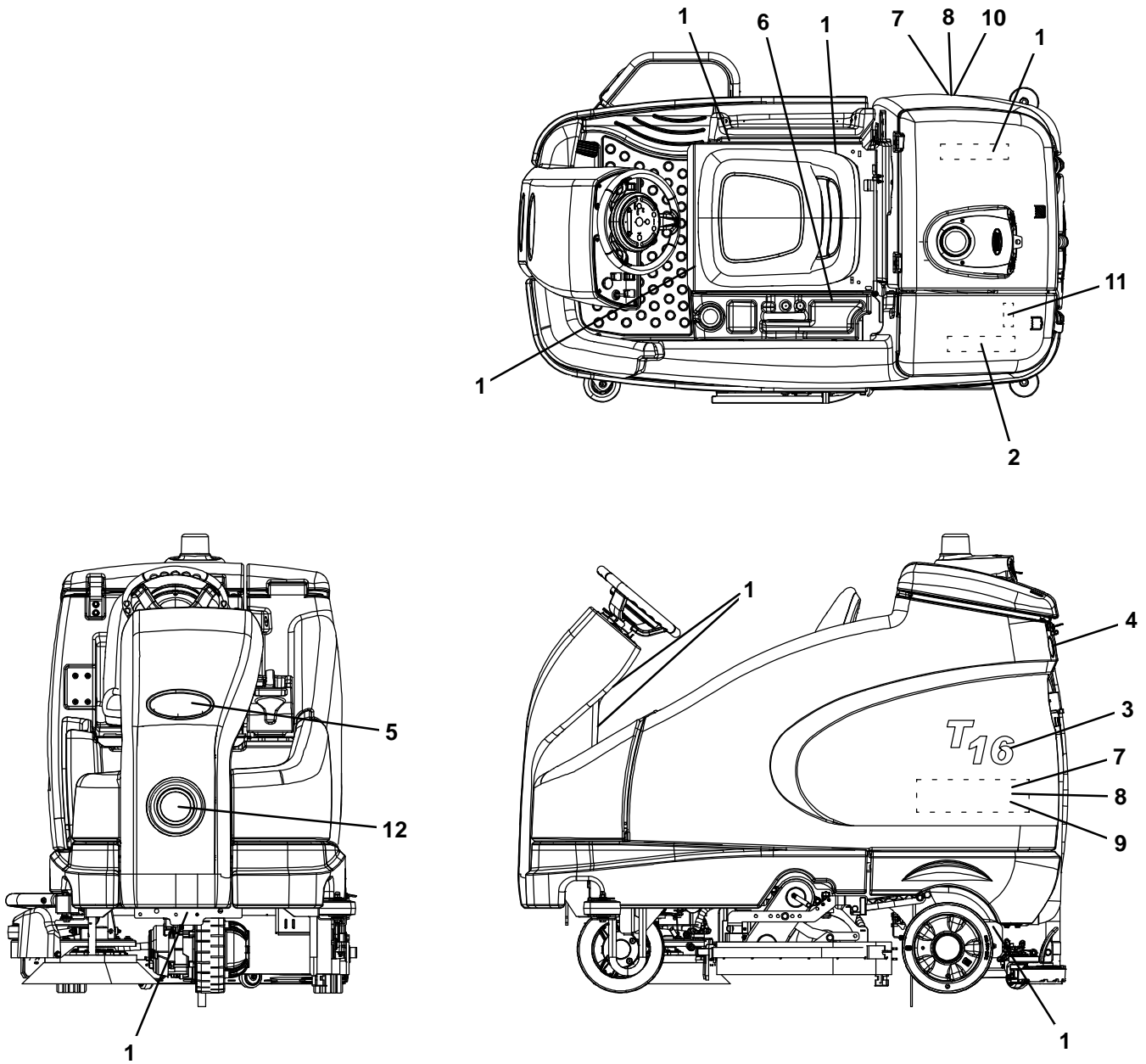


Fig. 23 – Strobe Light and Backup Alarm Group

Ref.	Part No.	Serial Number	Description	Qty.
▽	1	83159	(0000–) Light, Strobe, Amb, 12–48vdc, Rwk	1
▲		9000845	(0000–) Lamp, Bulb, Strobe	1
▲		9000879	(0000–) Lens, Amb, F/ Revl / Flasher	1
	2	1059938	(0000–) Base, Module, Light	1
	3	1063263	(0000–) Gasket, Base, Module	1
	4	1058694	(0000–) Alarm, Backup, 12–48vdc, Adj	1
	5	49263	(0000–) Tie, Cable, Nyl, 11.4l .19w 3.0 Max D	1
	6	19315	(0000–) Screw, Hex, .25–20 X 0.50, G5	1
	7	32483	(0000–) Washer, Flat, 0.25, Sae	1
	8	1064184	(0000–) Circuitbreaker, 02.5a, Resetable	1
	9	49266	(0000–) Tie, Cable, Nyl, 07.3l .19w 1.8 Max D	1
	10	1056979	(0000–) Harness, Wire, Alarm / Light [T16]	1
	11	10632–18	(0000–) Grommet, Rbr, 0.69ID, F/1.0H, .25 Matl	1
	12	82829	(0000–) Clamp, Cable, Stl, 0.63d X 0.75w, 1hole	1
	13	1020341	(0000–) Screw, Hex, M8 X 1.25 X 20, Ss, Sems	3
	14	06933	(0000–) Screw, Pan, Phl, M5 X 0.80 X 16, 4.8	2
	15	19066	(0000–) Washer, Flat, 0.25b 0.56d .05, PI, 10	2
	16	06549	(0000–) Nut, Hex, Lock, M5 X 0.80, NI	2
	17	377084	(0000–) Switch, Rocker, Prgrsv	1
	18	1062106	(0000–) Cover, Module, Light	1
	19	1059342	(0000–) Light Assy, Led	1
	20	222267	(0000–) Screw, Pan, Phl, 06–20 X 0.50, Fmg/Ab	6
		1027798	(0000–) Lens, Red, F/ Revl / Flasher	1
		1027800	(0000–) Lens, Blu, F/ Revl / Flasher	1

Fig. 24 – Label Group



356197 – CE

Ref.	Part No.	Serial Number	Description	Qty.
1	1065282	(0000–)	Label set, info/Hzd, Ce [T16]	1
2	1050910	(0000–)	Label, Hzrd, Flammable Matl, Na	1
3	1061739	(0000–)	Label, Logo [T16]	2
4	1056578	(0000–)	Label, Logo, 05.8l White / TI [Tennant]	1
5	1056569	(0000–)	Label, Logo, 08.0l White / TI [Tennant]	1
6	1061560	(0000–)	Label, Logo, 05.8l White / Hg [Tennant]	1
7	1062815	(0000–)	Label, Logo, 04.4l White / TI [Es]	2
8	1062814	(0000–)	Label, Logo, 06.1l White / TI [Fast]	2
9	1064439	(0000–)	Label, Logo, 14.9l 4color [Ec–H2o]	1
10	1062813	(0000–)	Label, Logo, 12.3l 4color [Ec–H2o]	1
11	1050003	(0000–)	Label [User, Attention, Ec–H2o]	1
12	1061532	(0000–)	Label, Model [T16]	1

SECTION 3

Contents	Page
Fig. 1 - Headlight Kit	3-2
Fig. 2 - Overhead Guard Kit	3-4
Fig. 3 - Front Bumper Kit	3-6
Fig. 4 - Squeegee Guard Kit	3-8
Fig. 5 - ec-H2O Solution Pump Group	3-10
Fig. 6 - ec-H2O Solution Supply Group, Side Brush	3-12
Fig. 7 - ec-H2O Electrical Group	3-14
Fig. 8 - ec-H2O Wire Harness Group	3-15
Fig. 9 - FaST Pump Group	3-16
Fig. 10 - FaST Solution Supply Group, Side Brush	3-18
Fig. 11 - FaST Electrical Group	3-20
Fig. 12 - ES Pump Group	3-22
Fig. 13 - ES Tank Group	3-24
Fig. 14 - ES Electrical Group	3-26
Fig. 15 - Vacuum Fan Kit, Dual	3-28
Fig. 16 - Spray Hose Kit	3-30
Fig. 17 - Vacuum Wand Kit	3-32
Fig. 18 - Side Brush Lift Group	3-34
Fig. 19 - Side Brush Motor and Squeegee Group	3-36
Fig. 20 - Side Brush Pivot Group	3-38
Fig. 21 - Side Brush Solution Supply Group	3-40
Fig. 22 - Side Brush Bumper Group	3-42
Fig. 23 - Side Brush Electrical Group	3-44
Fig. 24 - Deluxe Seat Kit	3-46
Fig. 25 - Transport Group	3-48
Fig. 26 - Battery and Charger Group, 36VDC, 220AH	3-49
Fig. 27 - Battery and Charger Group, 36VDC, 240 AH	3-50
Fig. 28 - Battery and Charger Group, 36VDC, 320AH	3-51
Fig. 29 - Battery Charger Group	3-52
Fig. 30 - Battery Charger Group	3-53
Fig. 31 - Pre-Sweep Hopper Cover Group	3-54
Fig. 32 - Pre-Sweep Hopper and Vacuum Fan Group	3-56
Fig. 33 - Pre-Sweep Brush Drive Group	3-58
Fig. 34 - Pre-Sweep Brush Idler Group	3-60
Fig. 35 - Pre-Sweep Side Brush Group	3-62
Fig. 36 - Pre-Sweep Brush Lift Group	3-64
Fig. 37 - Pre-Sweep Electrical Group	3-66
Fig. 38 - Pre-Sweep Wire Harness Group	3-68
Fig. 39 - Documentation Group	3-70

Fig. 1 - Headlight Kit

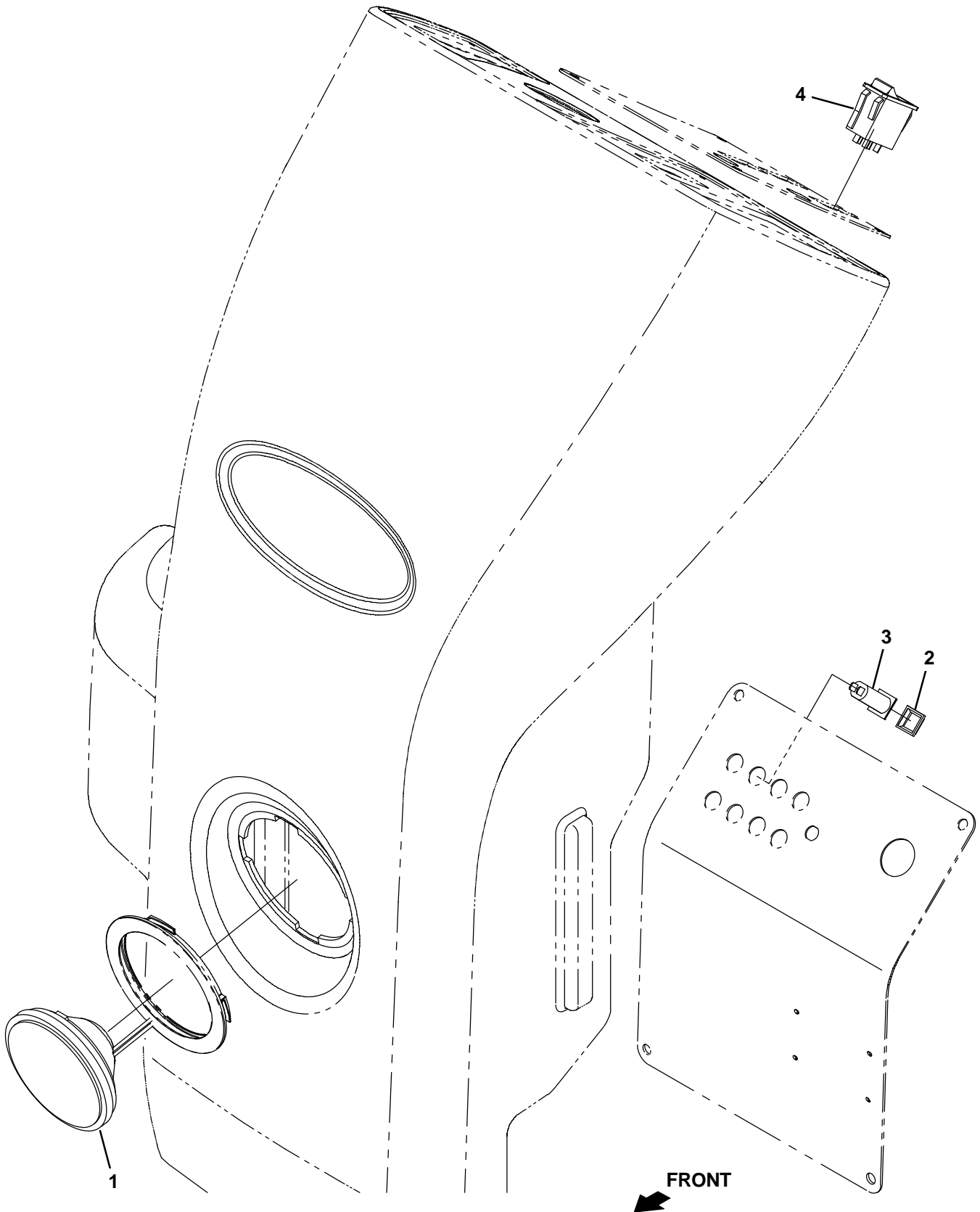


Fig. 1 – Headlight Kit

	Ref.	Part No.	Serial Number	Description	Qty.
▽		9008069	(0000–) Light Kit, Front, Ci [T16]	1
▲	1	1048096	(0000–) Headlight, 36vdc, Led, UI	1
▲	2	1064191	(0000–) Boot, Circuitbreaker	1
▲	3	1064184	(0000–) Circuitbreaker, 02.5a, Resetable	1
▲	4	377084	(0000–) Switch, Rocker, Prgrsv	1

Fig. 2 – Overhead Guard Kit

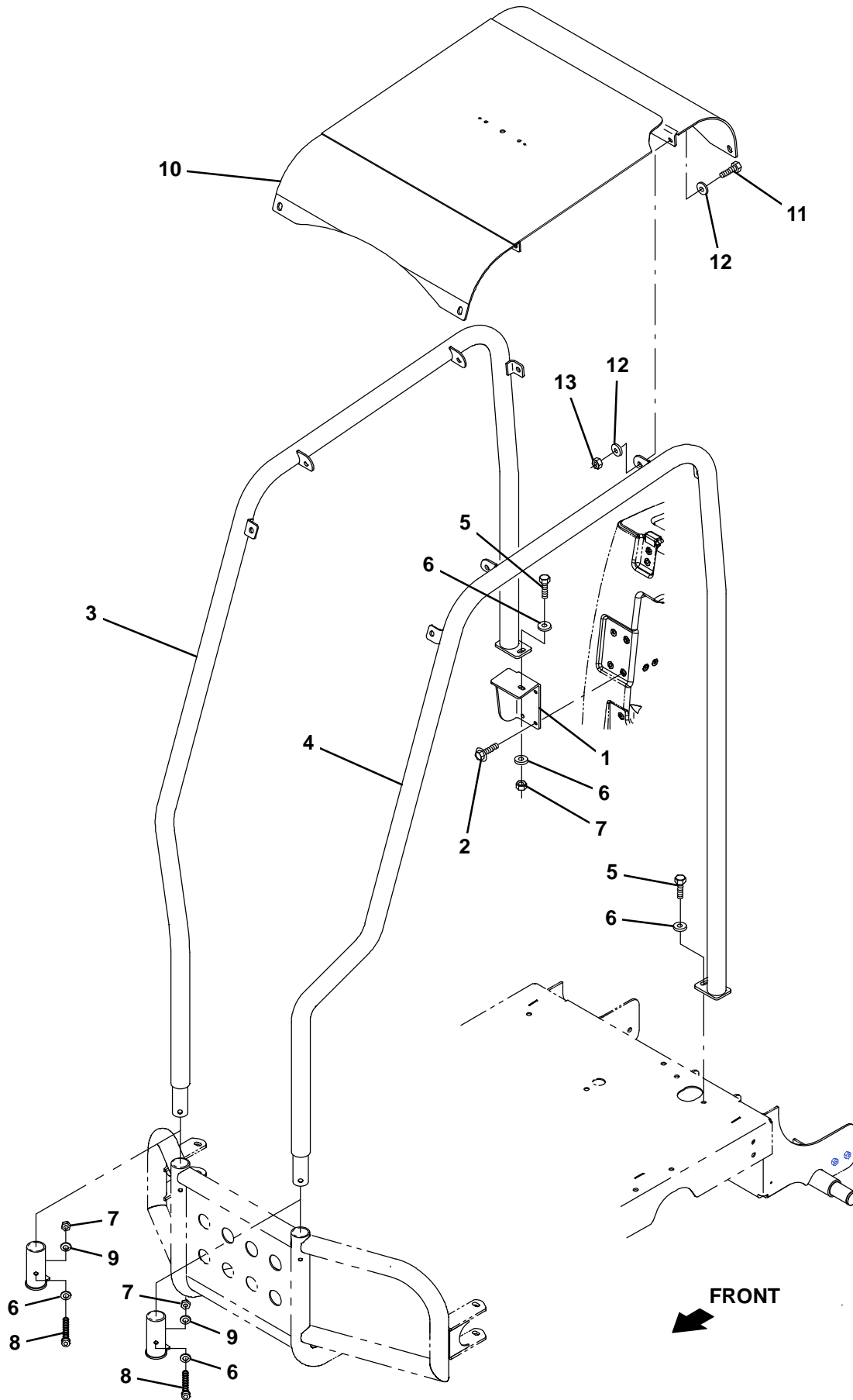


Fig. 2 – Overhead Guard Kit

	Ref.	Part No.	Serial Number	Description	Qty.
▽		9008019	(0000–) Ohg Kit, Ci W/ Hd Bmpr Or Pre–Sweep	1
▲	1	1054893	(0000–) Bracket, Mtg, Ohg	1
▲	2	1020341	(0000–) Screw, Hex, M8 X 1.25 X 20, Ss, Sems	4
▲	3	1054547	(0000–) Tube Wldt, Ohg	1
▲	4	1054579	(0000–) Tube Wldt, Ohg	1
▲	5	39277	(0000–) Screw, Hex, M8 X 1.25 X 25, 8.8	2
▲	6	1060648	(0000–) Washer, Flat, 0.31b 0.67d .07, Stl, Blk	5
▲	7	08709	(0000–) Nut, Hex, Lock, M8 X 1.25, NI	3
▲	8	09030	(0000–) Screw, Soc, M8 X 1.25 X 80, 12.9	2
▲	9	360352	(0000–) Tube, 0.34id 0.62od 00.2l, Stl	2
▲	10	1054709	(0000–) Guard Wldt, Ohg, Top	1
▲	11	03192	(0000–) Screw, Hex, M10 X 1.50 X 30, 8.8	8
▲	12	32492	(0000–) Washer, Flat, 0.38, Std	16
▲	13	41430	(0000–) Nut, Hex, Lock, M10 X 1.5, NI	8

Fig. 3 – Front Bumper Kit

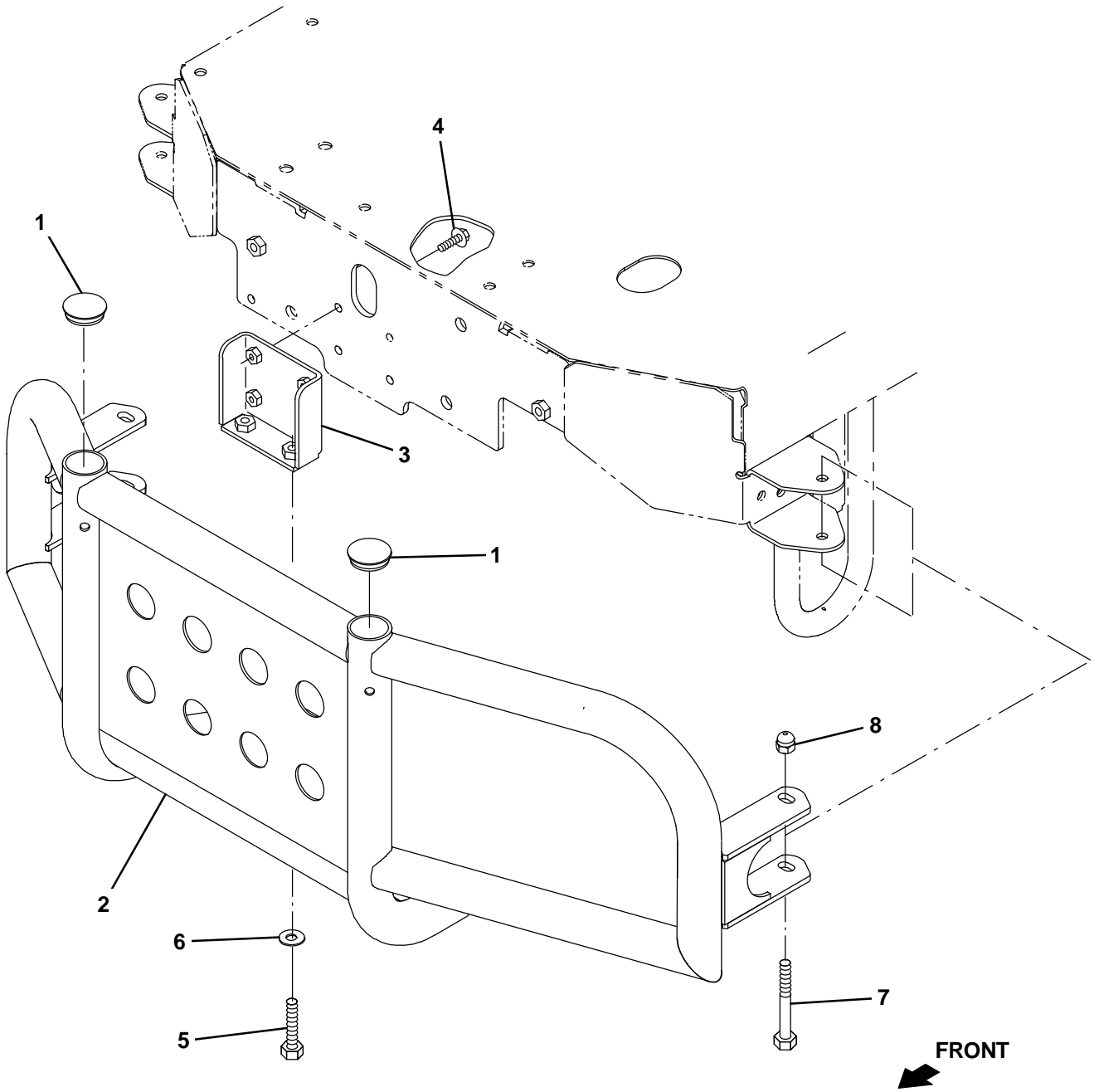


Fig. 3 – Front Bumper Kit

	Ref.	Part No.	Serial Number	Description	Qty.
▽		9008061	(0000–) Bumper Kit, Front, Ci [T16]	1
▲	1	1058397	(0000–) Plug, Hole, Rnd, 1.50h Blind, Blk Nyl	2
▲	2	1054499	(0000–) Bumper Wldt, Tube	1
▲	3	1058867	(0000–) Angle, Mtg, Bmpr	1
▲	4	1037354	(0000–) Screw, Hex, M8 X 1.25 X 30, 9.8, Sems	4
▲	5	09028	(0000–) Screw, Hex, M10 X 1.50 X 25, Ss	2
▲	6	01686	(0000–) Washer, Flat, 0.44b 1.00d .08, Ss	2
▲	7	34877	(0000–) Screw, Hex, M10 X 1.50 X 100, 8.8	2
▲	8	1057772	(0000–) Nut, Low Crown , M10 X 1.5, Blk	2

Fig. 4 – Squeegee Guard Kit

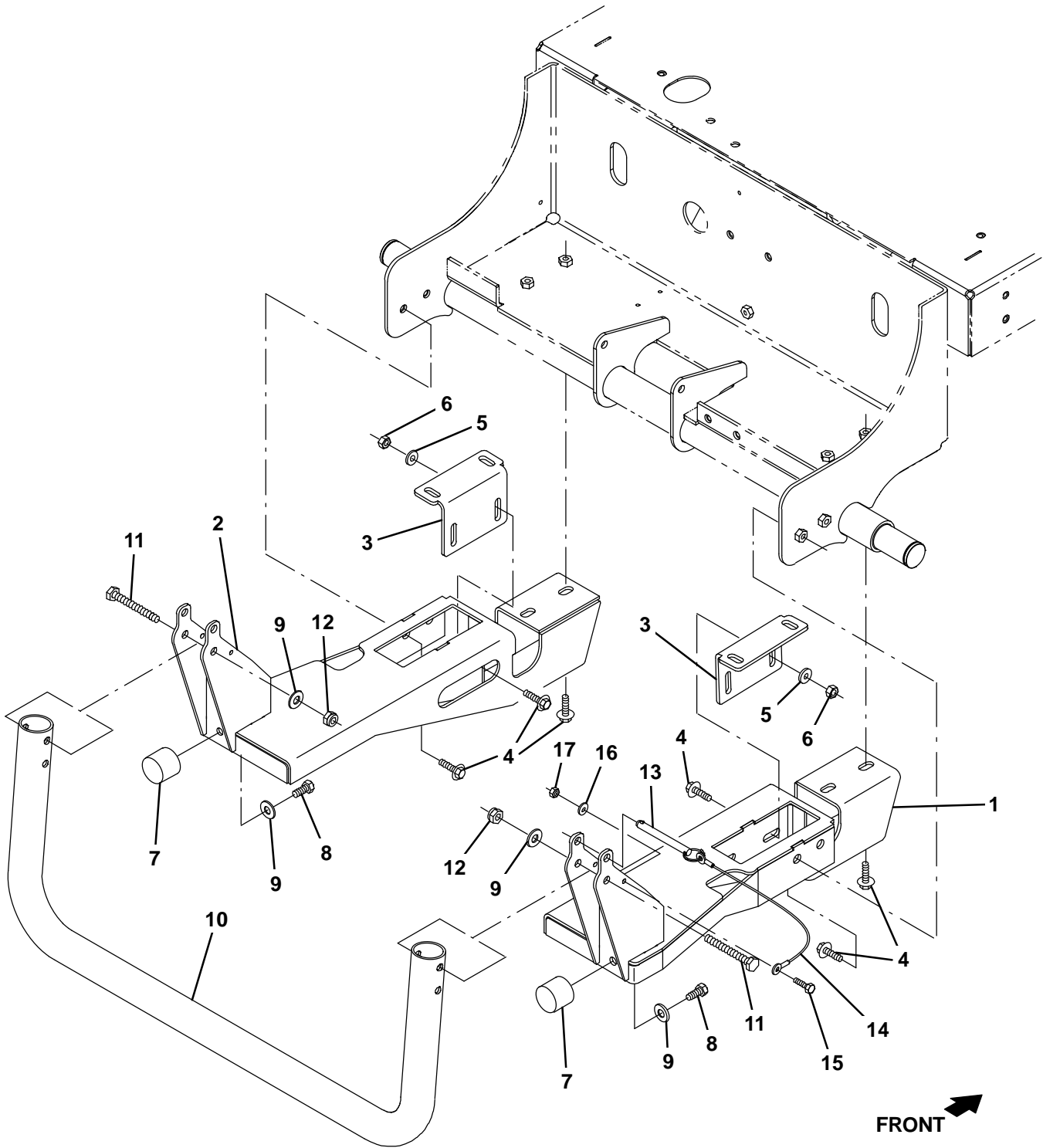


Fig. 4 – Squeegee Guard Kit

Ref.	Part No.	Serial Number	Description	Qty.
▽	9008067	(0000–) Guard Kit, Sqge, Ci [T16]	1
▲	1 1055312	(0000–) Channel Wldt, Bmpr, Rh	1
▲	2 1055390	(0000–) Channel Wldt, Bmpr, Lh	1
▲	3 1055367	(0000–) Bracket, Mtg, Tank	2
▲	4 1020341	(0000–) Screw, Hex, M8 X 1.25 X 20, Ss, Sems	12
▲	5 01685	(0000–) Washer, Flat, 0.38b 0.88d .08, Ss	4
▲	6 08713	(0000–) Nut, Hex, Lock, M8 X 1.25, NI, Ss	4
▲	7 1024977	(0000–) Bumper, Ure, 1.50d 1.25l	2
▲	8 21196	(0000–) Screw, Hex, .38–16 X 0.88, G5	2
▲	9 32492	(0000–) Washer, Flat, 0.38, Std	4
▲	10 1055320	(0000–) Tube, Guard	1
▲	11 06965	(0000–) Screw, Hex, M10 X 1.50 X 80, 8.8	2
▲	12 41430	(0000–) Nut, Hex, Lock, M10 X 1.5, NI	2
▲	13 369359	(0000–) Pin, Hitch, .375d X 3.12l, PI	1
▲	14 57702	(0000–) Cable, Glv .06d 012.0l .26eye /.26eye	1
▲	15 09252	(0000–) Screw, Hex, M5 X 0.80 X 20, 8.8	1
▲	16 01683	(0000–) Washer, Flat, 10, Ss	1
▲	17 09739	(0000–) Nut, Hex, Lock, M5 X 0.80, NI, Ss	1

Fig. 5 – ec-H2O Solution Pump Group

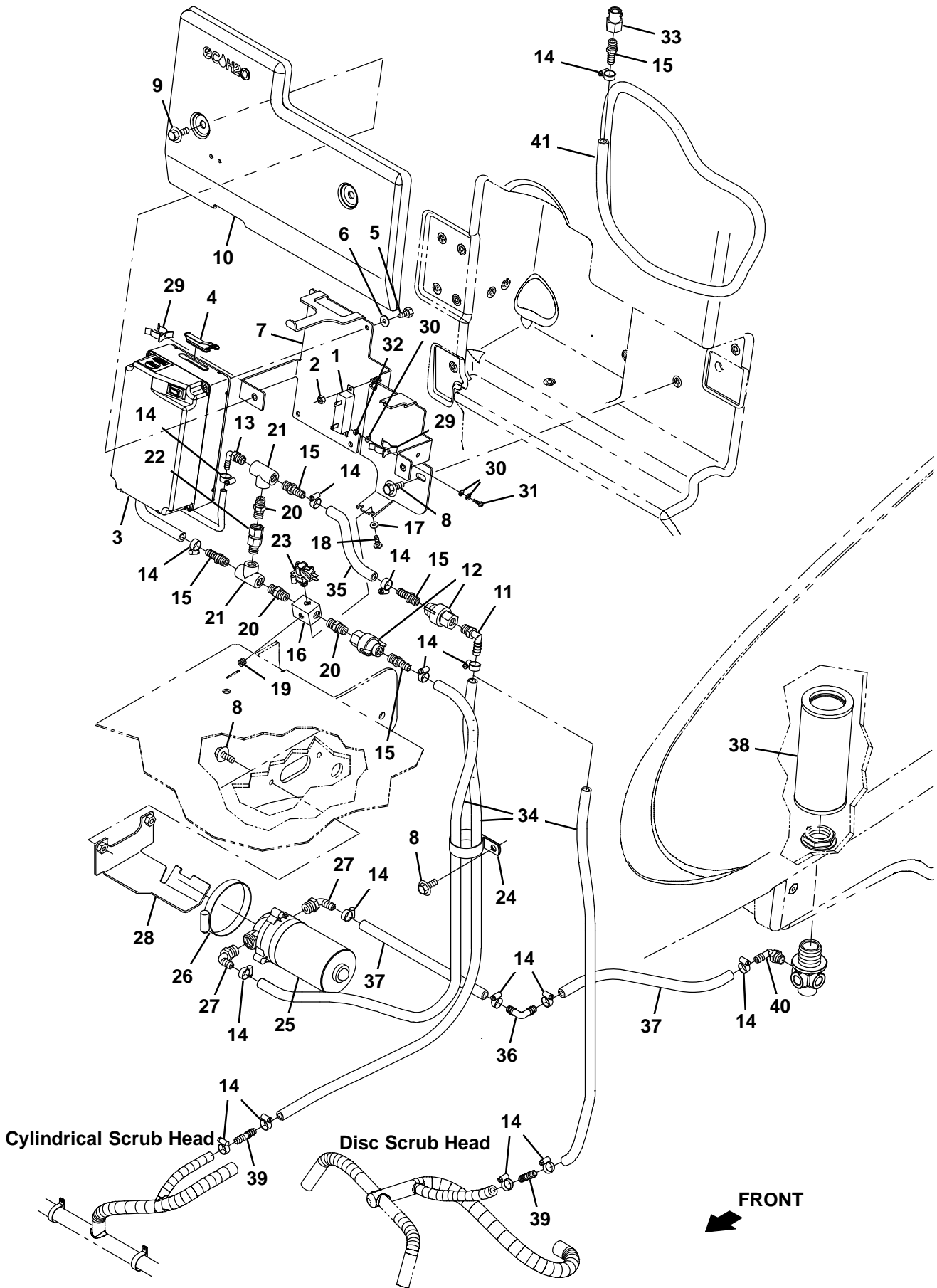


Fig. 5 – ec–H2O Solution Pump Group

Ref.	Part No.	Serial Number	Description	Qty.
1	1056416	(0000–) Resistor, 011.00ohm, 0040watt [5%]	1
2	09739	(0000–) Nut, Hex, Lock, M5 X 0.80, NI, Ss	2
3	9006270	(0000–) Module Kit, Replmt [Ec–H2o] (See Breakdowns)	1
4	1054776	(0000–) Grommet, Blind	1
5	15678	(0000–) Screw, Hex, M6 X 1.00 X 16, Ss	4
6	01684	(0000–) Washer, Flat, 0.27b 0.69d .05, Ss	4
7	1053336	(0000–) Bracket, Mtg [Quantum Ec–H2o]	1
8	1020341	(0000–) Screw, Hex, M8 X 1.25 X 20, Ss, Sems	5
9	1037346	(0000–) Screw, Hex, M8 X 1.25 X 25, 9.8, Sems	2
10	9008674	(0000–) Cover, Pocket, Afmkt [ec–H2O T16]	1
11	57248	(0000–) Fitting, Plstc, E90, Bm06/Pm04, Nyl	1
12	1043866	(0000–) Fitting Assy, Qdc, Pf04	2
13	1011170	(0000–) Fitting, Plstc, E90, Bm04/Pm04, Nyl	1
14	43844	(0000–) Clamp, Hose, Wormdrive, 0.25–0.62d, .31w	14
15	150540	(0000–) Fitting, Plstc, Str, Bm06/Pm04	5
16	1059231	(0000–) Fitting, Stl, Pm04/Pm02/Pm04/Pm02, Spcl	1
17	01683	(0000–) Washer, Flat, 10, Ss	2
18	09200	(0000–) Screw, Pan, Phl, M5 X	2
19	150208	(0000–) Fitting, Brs, Str, Pm02, Plug [Skhd]	1
20	1052010	(0000–) Fitting, Plstc, Str, Pm04/Pm04	3
21	1052009	(0000–) Fitting, Plstc, Tee, Pf04/Pf04/Pf04	2
22	1055255	(0000–) Valve, Check, 0030psi Pm04/Pf04	1
23	1055254	(0000–) Switch, Press, 25 Psi, Pm02	1
24	1011895	(0000–) Clamp, Cable, Stl, 2.00d X 0.75w, 1hole	1
25	1005866	(0000–) Pump, Soltn, Ele, 36vdc (See Breakdowns)	1
26	43555	(0000–) Clamp, Hose, Wormdrive, 2.62–3.50d	1
27	1005630	(0000–) Fitting, Plstc, E90, Bm06/Pm06, Nyl	2
28	1055188	(0000–) Bracket, Pump, Soltn	1
29	23446	(0000–) Clip, Grip, Finger, 0.31–0.75d, Nk PI	2
30	19064	(0000–) Washer, Flat, 0.16b 0.38d .05, PI, 06	6
31	09146	(0000–) Screw, Pan, Phl, M3 X 0.50 X 12, 4.8	2
32	01754	(0000–) Nut, Hex, Std, M3 X 0	2
33	1058163	(0000–) Fitting, Plstc, Body, Spray, Pf04	1
34	1006400	(0000–) Hose, Afmkt, Pvc, Brd, 0.38id, 03ft, Clr	3
35	1014971	(0000–) Hose, Afmkt, Pvc, Brd, 0.38id, 01ft, Clr	1
36	20951	(0000–) Fitting, Plstc, E90, Bm06/Bm06	1
37	1014974	(0000–) Hose, Afmkt, Pvc, Brd, 0.38id, 02ft, Clr	2
38	1057465	(0000–) Filter, Soltn, 080mesh, Pm12 3.2d 08.0l	1
39	20950	(0000–) Fitting, Plstc, Str, Bm06/Bm06	1
40	150412	(0000–) Fitting, Plstc, E90, Bm06/Pm06	1
41	1014976	(0000–) Hose, Afmkt, Pvc, Brd, 0.38id, 08ft, Clr	1

Fig. 6 – ec-H2O Solution Supply Group, Side Brush

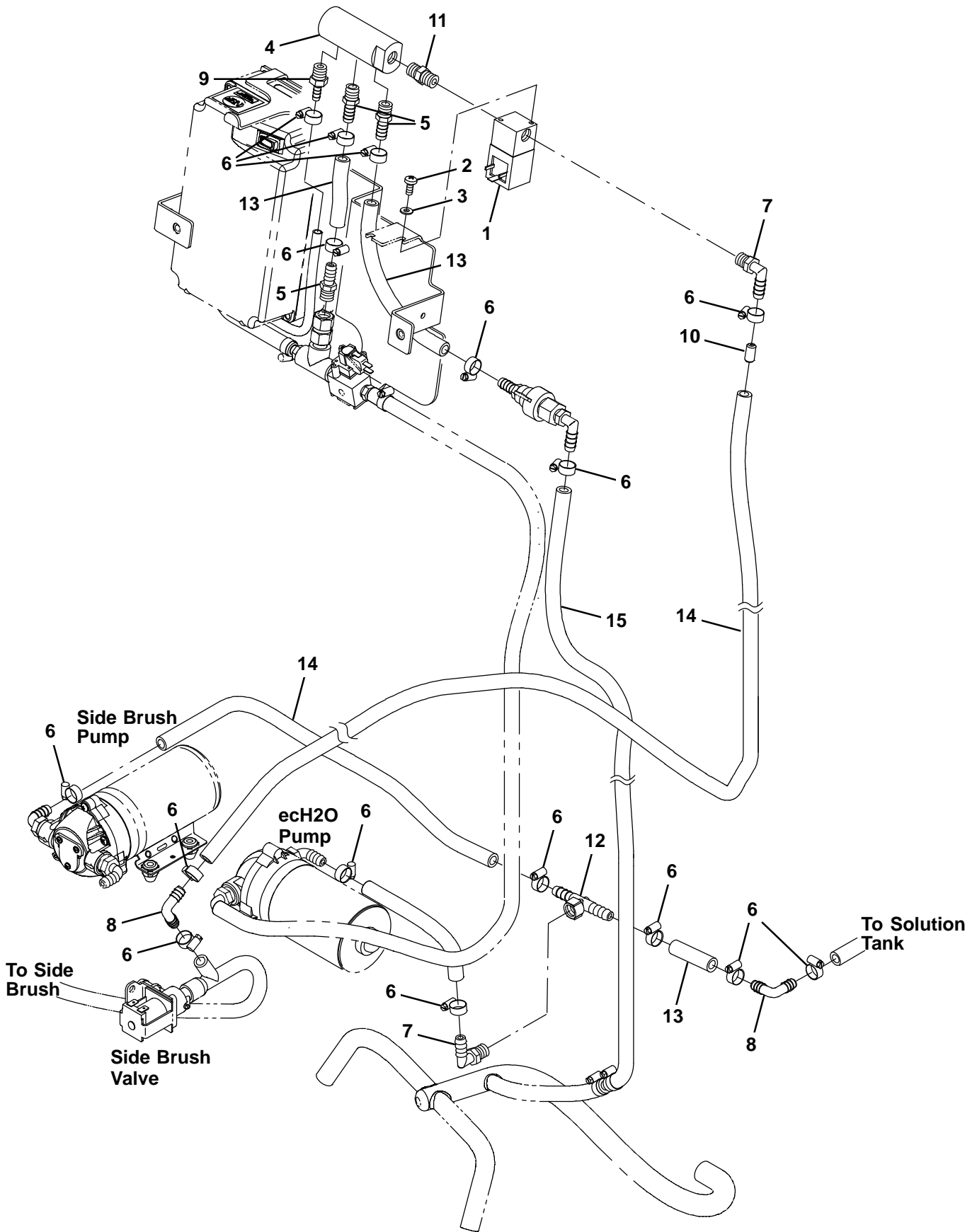
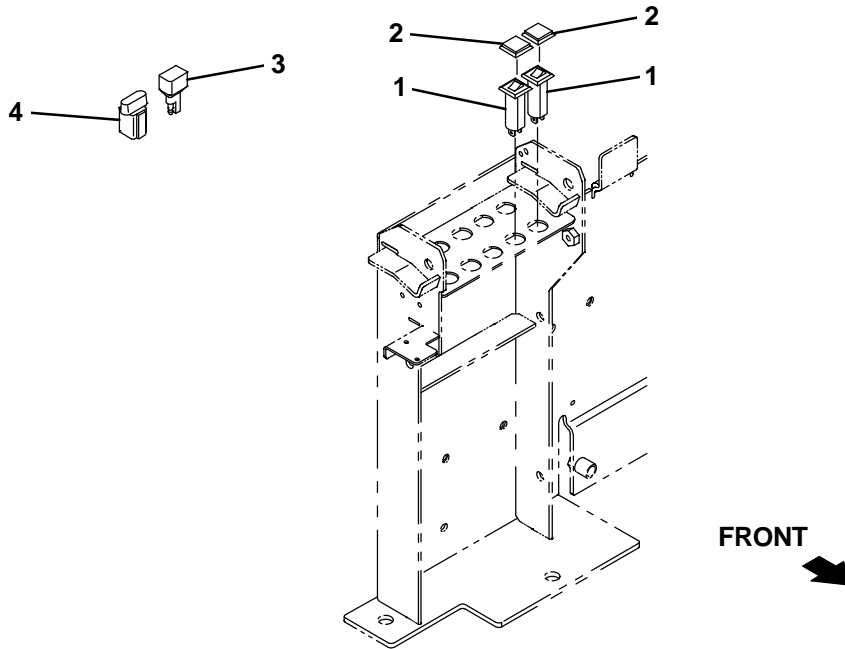


Fig. 6 – ec–H2O Solution Supply Group, Side Brush

Ref.	Part No.	Serial Number	Description	Qty.
1	1028581	(0000–) Valve, Water, Solenoid, 36vdc 6.0mm Pf04	1
2	09200	(0000–) Screw, Pan, Phl, M5 X	2
3	01683	(0000–) Washer, Flat, 10, Ss	2
4	1061004	(0000–) Fitting, Spcl, Pf04/Pf04/Pf04/Pf04	1
5	150540	(0000–) Fitting, Plstc, Str, Bm06/Pm04	3
6	43844	(0000–) Clamp, Hose, Wormdrive, 0.25–0.62d, .31w	15
7	57248	(0000–) Fitting, Plstc, E90, Bm06/Pm04, Nyl	2
8	20951	(0000–) Fitting, Plstc, E90, Bm06/Bm06	2
9	50901	(0000–) Fitting, Plstc, Str, Bm04/Pm04	1
10	1063230	(0000–) Fitting, Plstc, Rst, .38od /.13id	1
11	1052010	(0000–) Fitting, Plstc, Str, Pm04/Pm04	1
12	1017197	(0000–) Fitting, Plstc, Tee, Bm06/Bm06/Pf04, Br	1
13	1014971	(0000–) Hose, Afmkt, Pvc, Brd, 0.38id, 01ft, Clr	3
14	1006400	(0000–) Hose, Afmkt, Pvc, Brd, 0.38id, 03ft, Clr	2
15	1014976	(0000–) Hose, Afmkt, Pvc, Brd, 0.38id, 08ft, Clr	1

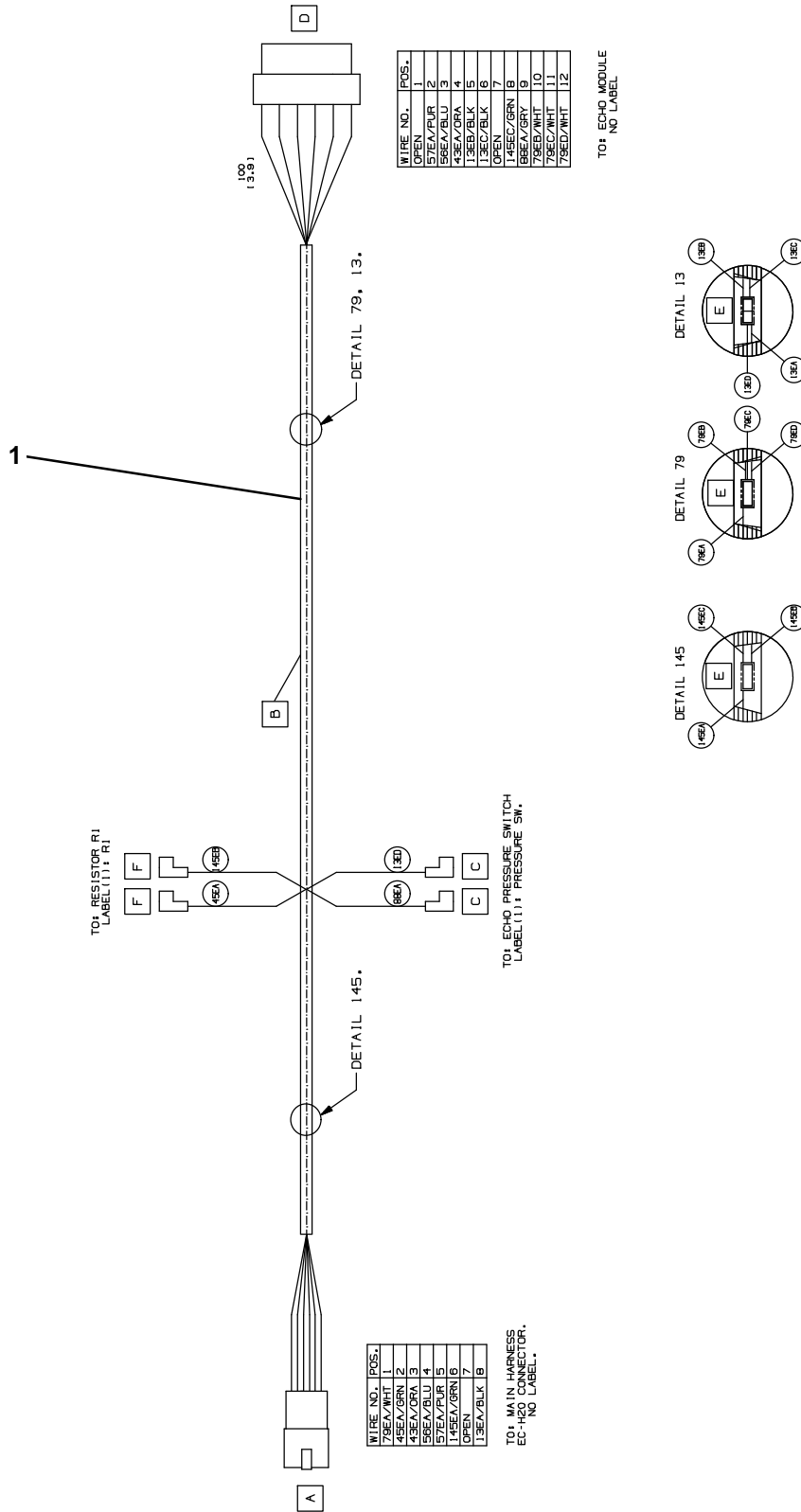
Fig. 7 – ec-H20 Electrical Group



356175

Ref.	Part No.	Serial Number	Description	Qty.
1	1064184	(0000–) Circuitbreaker, 02.5a, Resetable	2
2	1064191	(0000–) Boot, Circuitbreaker	2
3	222290	(0000–) Diode, Ele, Plug	1
4	1040868	(0000–) Capacitor, Plug [.01 Uf, 200v]	1

Fig. 8 – ec-H20 Wire Harness Group



Ref.	Part No.	Serial Number	Description	Qty.
1	1057950	(0000-) Harness, Wire [Ec-H20, T16]	1

356176

Fig. 9 – FaST Pump Group

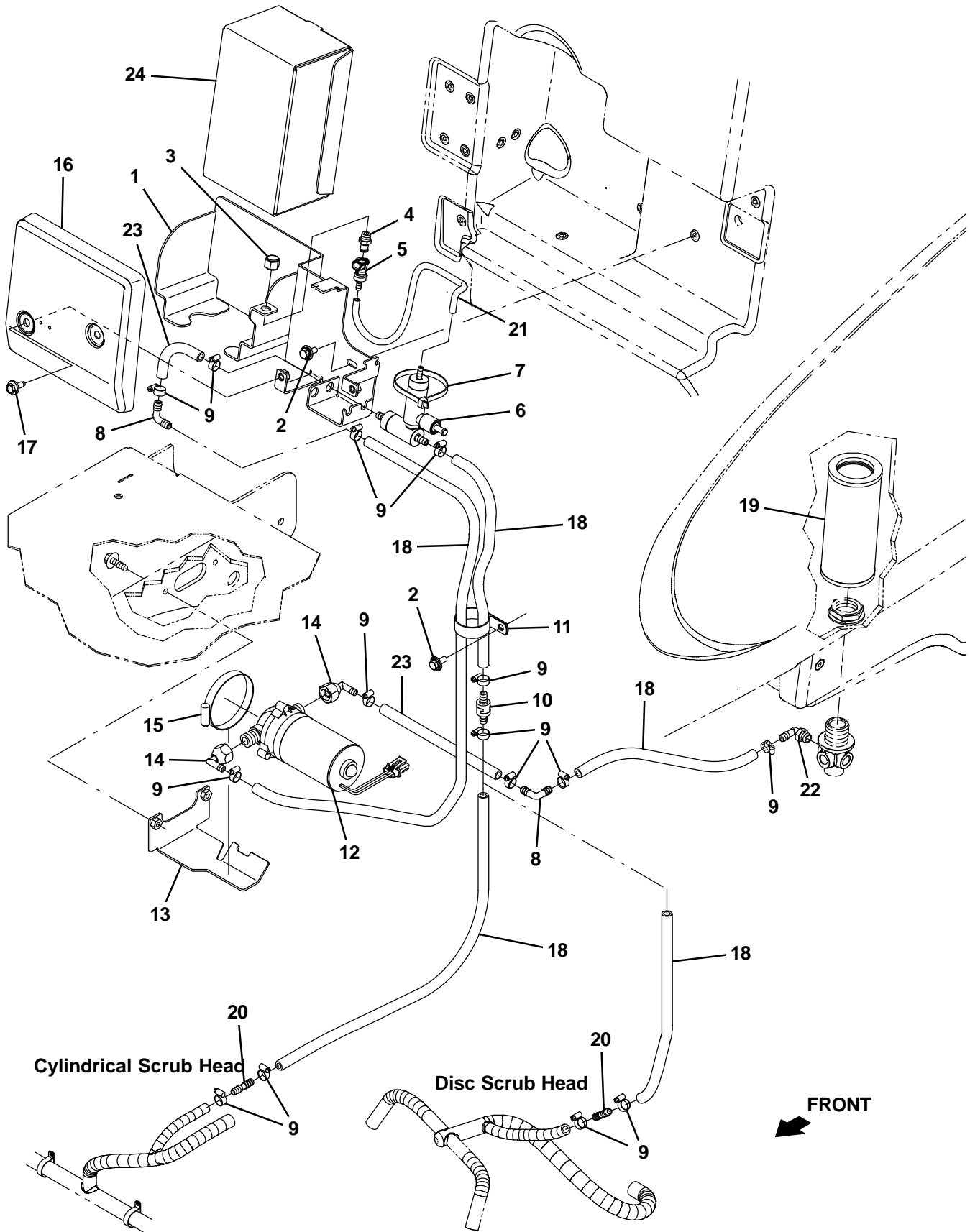


Fig. 9 – FaST Pump Group

Ref.	Part No.	Serial Number	Description	Qty.
1	1053324	(0000–) Bracket Wldt, Mtg [FaST, T16]	1
2	1020341	(0000–) Screw, Hex, M8 X 1.25 X 20, Ss, Sems	5
3	1005435	(0000–) Fitting, Plstc, Pipe, Cap, Pf04	1
4	1002899	(0000–) Fitting, Plstc, Str, Pm04, Cplg, Mal	1
5	1002898	(0000–) Fitting, Plstc, Str, Bm04, Cplg, Fem	1
6	9003909	(0000–) FaST Kit Injector, Ci [FaST II+] (See Breakdowns)	1
7	44961	(0000–) Tie, Cable, Nyl, 14.5l .30w 4.0 Max D	1
8	20951	(0000–) Fitting, Plstc, E90, Bm06/Bm06	2
9	43844	(0000–) Clamp, Hose, Wormdrive, 0.25–0.62d, .31w	13
10	1015455	(0000–) Valve, Check, 0005psi Bm06/Bm06	1
11	1011895	(0000–) Clamp, Cable, Stl, 2.00d X 0.75w, 1hole	1
12	1043318	(0000–) Pump, Soltn, Ele, 36vdc, 60psi [Deutsch]	1
13	1055188	(0000–) Bracket, Pump, Soltn	1
14	611010	(0000–) Fitting, Plstc, E90, Bm06/Pf08, Swivel	2
15	43555	(0000–) Clamp, Hose, Wormdrive, 2.62–3.50d	1
16	9008673	(0000–) Cover, Pocket, Afmkt [FaST T16]	1
17	1037346	(0000–) Screw, Hex, M8 X 1.25 X 25, 9.8, Sems	2
18	1014974	(0000–) Hose, Afmkt, Pvc, Brd, 0.38id, 02ft, Clr	5
19	1057465	(0000–) Filter, Soltn, 080mesh, Pm12 3.2d 08.0l	1
20	20950	(0000–) Fitting, Plstc, Str, Bm06/Bm06	1
21	1014987	(0000–) Hose, Afmkt, Pvc, Clr, 0.25id, 01ft	1
22	150412	(0000–) Fitting, Plstc, E90, Bm06/Pm06	1
23	1014971	(0000–) Hose, Afmkt, Pvc, Brd, 0.38id, 01ft, Clr	1
24	1017015	(0000–) FaST 365 2 Ltr, Detergent	1
24	1017022	(0000–) FaST 665 2 Ltr, Detergent	1
24	9002021	(0000–) FaST 965 2 Ltr, Detergent	1

Fig. 10 – FaST Solution Supply Group, Side Brush

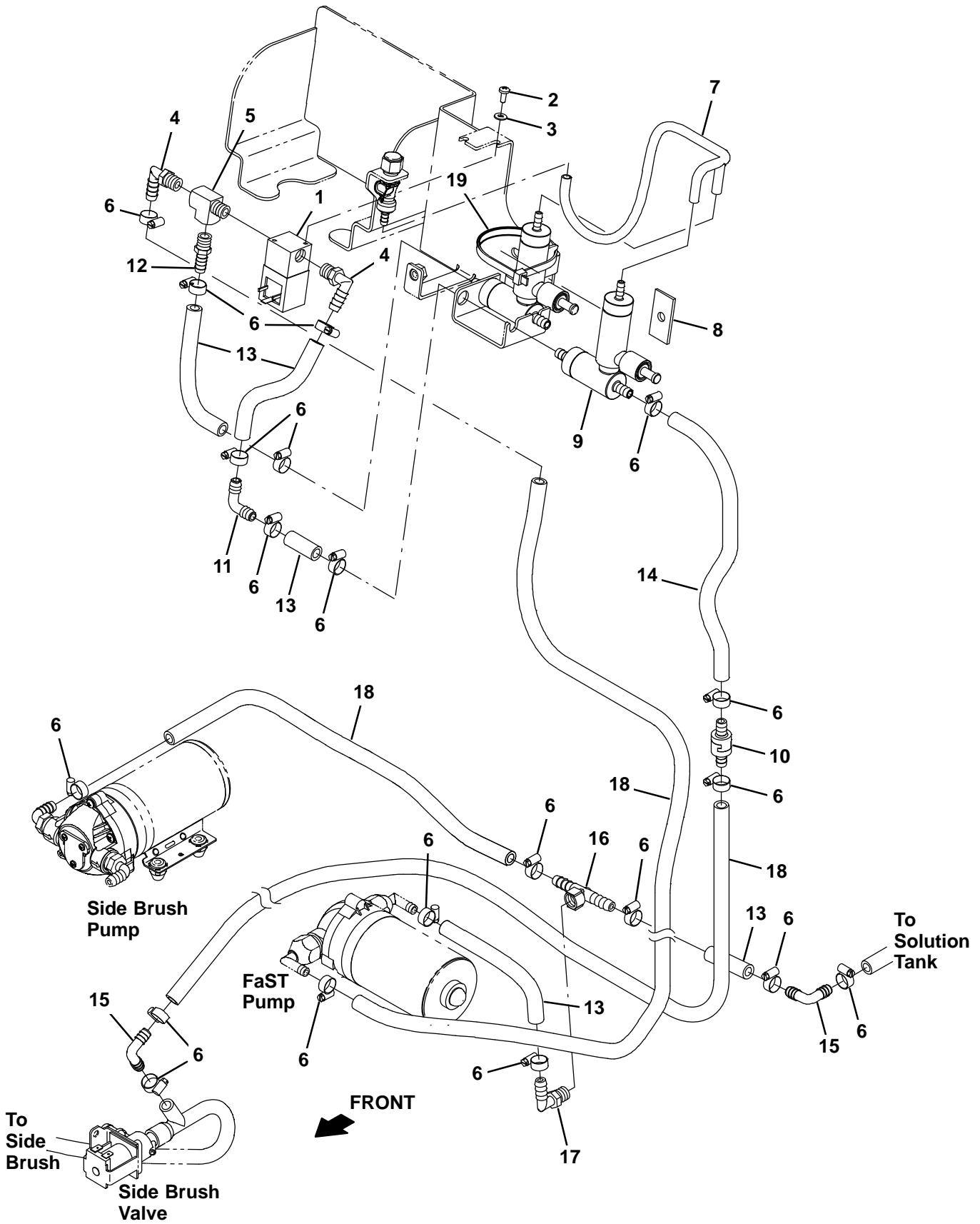


Fig. 10 – FaST Solution Supply Group, Side Brush

Ref.	Part No.	Serial Number	Description	Qty.
1	1028581	(0000–) Valve, Water, Solenoid, 36vdc 6.0mm Pf04	1
2	09200	(0000–) Screw, Pan, Phl, M5 X	2
3	01683	(0000–) Washer, Flat, 10, Ss	2
4	57248	(0000–) Fitting, Plstc, E90, Bm06/Pm04, Nyl	2
5	150709	(0000–) Fitting, Brs, Tee, Pm04/Pf04/Pf04, Run	1
6	43844	(0000–) Clamp, Hose, Wormdrive, 0.25–0.62d, .31w	20
7	1059854	(0000–) Manifold, Detgt .25id	1
8	1040318	(0000–) Pad, Tank, Hyd [W/Psa]	1
9	9003906	(0000–) FaST Kit, Injector, Ci [FaST II+] (See Breakdowns)	1
10	1015455	(0000–) Valve, Check, 0005psi Bm06/Bm06	1
11	20951	(0000–) Fitting, Plstc, E90, Bm06/Bm06	1
12	49186	(0000–) Fitting, Plstc, Str, Bm06/Pm04, Nyl	1
13	1014971	(0000–) Hose, Afmkt, Pvc, Brd, 0.38id, 01ft, Clr	5
14	1014974	(0000–) Hose, Afmkt, Pvc, Brd, 0.38id, 02ft, Clr	1
15	20951	(0000–) Fitting, Plstc, E90, Bm06/Bm06	2
16	1017197	(0000–) Fitting, Plstc, Tee, Bm06/Bm06/Pf04, Br	1
17	57248	(0000–) Fitting, Plstc, E90, Bm06/Pm04, Nyl	1
18	1014976	(0000–) Hose, Afmkt, Pvc, Brd, 0.38id, 08ft, Clr	3
19	44961	(0000–) Tie, Cable, Nyl, 14.5l .30w 4.0 Max D	1

Fig. 11 – FaST Electrical Group

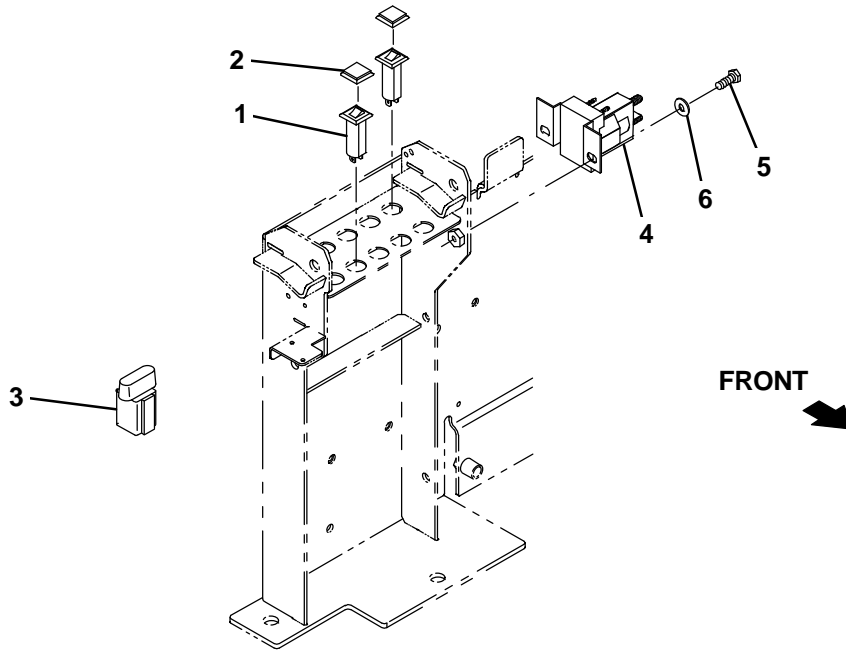


Fig. 11 – FaST Electrical Group

Ref.	Part No.	Serial Number	Description	Qty.
1	1064188	(0000–) Circuitbreaker, 15.0a, Resetable	1
2	1064191	(0000–) Boot, Circuitbreaker	1
3	1056982	(0000–) Diode, Ele, Plug	1
4	386810	(0000–) Contactor, 36vdc, 100a, Sp, No	1
5	06942	(0000–) Screw, Hex, M6 X 1.00	2
6	32483	(0000–) Washer, Flat, 0.25, Sae	2

Fig. 12 – ES Pump Group

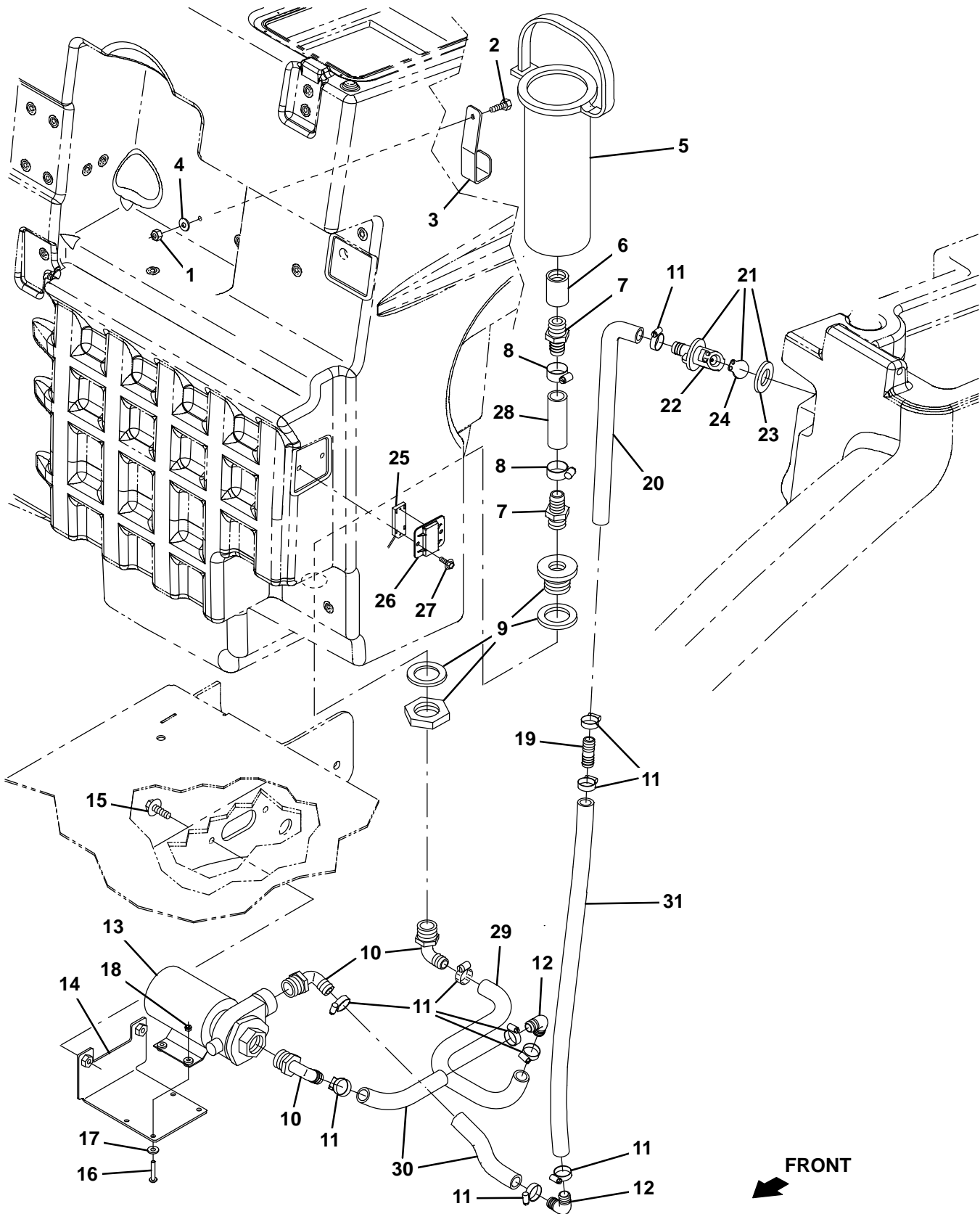


Fig. 12 – ES Pump Group

Ref.	Part No.	Serial Number	Description	Qty.	
1	08712	(0000–) Nut, Hex, Lock, M6 X 1.00, NI, Ss	1	
2	09007	(0000–) Screw, Hex, M6 X 1.00 X 25, Ss	1	
3	1061954	(0000–) Bracket, Strainer, Pump, Es	1	
4	76426	(0000–) Washer, Sealing, 0.28b 0.75d Ss, Neo	1	
5	386652	(0000–) Strainer, Soltn, 20mesh, Cyl, 3.5d 09.5l	1	
6	05134	(0000–) Fitting, Plstc, Str, Pf12/Pf12	1	
7	79273–2	(0000–) Fitting, Plstc, Str, Bm12/Pm12	2	
8	63810	(0000–) Clamp, Hose, Wormdrive, 0.56–1.06d, .56w	2	
9	377349	(0000–) Fitting, Plstc, Pf12/Pf12, Bh	1	
10	73468	(0000–) Fitting, Plstc, E90, Bm10/Pm12	3	
11	54333	(0000–) Clamp, Hose, Wormdrive, 0.31–0.88d, .31w	10	
12	391365	(0000–) Fitting, Plstc, E90, Bm10/Bm10	2	
13	1057978	(0000–) Pump, Soltn, 36vdc, Impeller	1	
14	1056689	(0000–) Angle, Mtg, Pump	1	
15	1020341	(0000–) Screw, Hex, M8 X 1.25 X 20, Ss, Sems	2	
16	140293	(0000–) Screw, Pan, M5 X 0.80 X 30, Ss	4	
17	01683	(0000–) Washer, Flat, 10, Ss	4	
18	09739	(0000–) Nut, Hex, Lock, M5 X 0.80, NI, Ss	4	
19	365164	(0000–) Fitting, Plstc, Str, Bm10/Bm10	1	
20	1064192	(0000–) Hose, Water, Mold, 0.62id X 012.2l	1	
▽	21	78842	(0000–) Valve Kit, Check, Pump, Water	1
▲	22	78840	(0000–) Valve, Check, Pump, Water	1
▲	23	73342	(0000–) Gasket, .25 1.88d 1.0id [Poron]	1
▲	24	78841	(0000–) Flapper, Valve, Pump, Water	1
	25	1062434	(0000–) Sensor, Capacitive	1
	26	1063157	(0000–) Strap, Mtg, Sensor	1
	27	41189	(0000–) Screw, Hex, 06–20 X 0.38, Fmg/Ab, Pl	2
	28	1015048	(0000–) Hose, Afmkt, Pvc, Brd, 0.75id, 01ft, Clr	1
	29	1015025	(0000–) Hose, Afmkt, Pvc, Brd, 0.62ID, 02ft, Clr	1
	30	1015033	(0000–) Hose, Afmkt, Pvc, Brd, 0.62id, 01ft, Clr	2
	31	1015026	(0000–) Hose, Afmkt, Pvc, Brd, 0.62id, 03ft, Clr	1

Fig. 13 – ES Tank Group

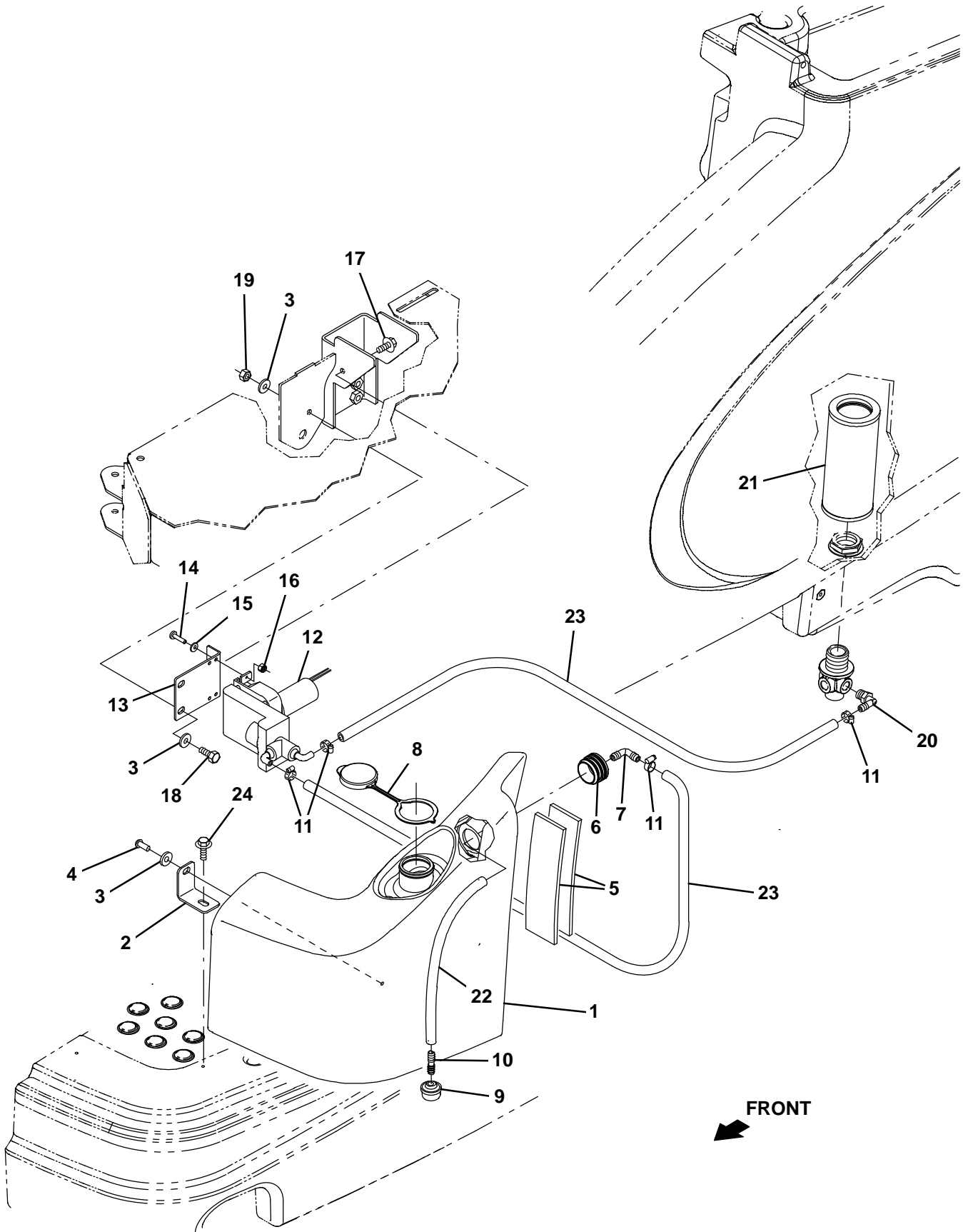


Fig. 13 – ES Tank Group

Ref.	Part No.	Serial Number	Description	Qty.
1	9008660	(0000–) Tank, Soltn, Es, Afmkt [T16]	1
2	1060144	(0000–) Bracket, Mtg, Tank, Es	1
3	01685	(0000–) Washer, Flat, 0.38b 0.88d .08, Ss	1
4	393135	(0000–) Screw, Btn, M8 X 1.25 X 20, Blk	1
5	1064684	(0000–) Seal, Foam, 0.13 2.00w 12.0l, Adh	2
6	20944	(0000–) Grommet, Pye, 0.37id, F/1.5h, .13 Matl	1
7	20951	(0000–) Fitting, Plstc, E90, Bm06/Bm06	1
8	1057372	(0000–) Cap, Snap, 2.17d	1
9	20952	(0000–) Screen, Pump	1
10	20950	(0000–) Fitting, Plstc, Str, Bm06/Bm06	1
11	43844	(0000–) Clamp, Hose, Wormdrive, 0.25–0.62d, .31w	4
12	386364	(0000–) Pump, Detgt, 36vdc (See Breakdowns)	1
13	1056606	(0000–) Bracket, Mtg, Pump	1
14	24265	(0000–) Screw, Pan, Phl, M4 X 0.70 X 16, Ss	1
15	01683	(0000–) Washer, Flat, 10, Ss	4
16	33932	(0000–) Nut, Hex, Lock, M4 X 0.70, NI, Ss	4
17	1020341	(0000–) Screw, Hex, M8 X 1.25 X 20, Ss, Sems	1
18	09010	(0000–) Screw, Hex, M8 X 1.25 X 25, Ss	1
19	08713	(0000–) Nut, Hex, Lock, M8 X 1.25, NI, Ss	1
20	150412	(0000–) Fitting, Plstc, E90, Bm06/Pm06	1
21	1057465	(0000–) Filter, Soltn, 080mesh, Pm12 3.2d 08.0l	1
22	1014974	(0000–) Hose, Afmkt, Pvc, Brd, 0.38id, 02ft, Clr	1
23	1014976	(0000–) Hose, Afmkt, Pvc, Brd, 0.38id, 08ft, Clr	2
24	1020341	(0000–) Screw, Hex, M8 X 1.25 X 20, Ss, Sems	1

Fig. 14 – ES Electrical Group

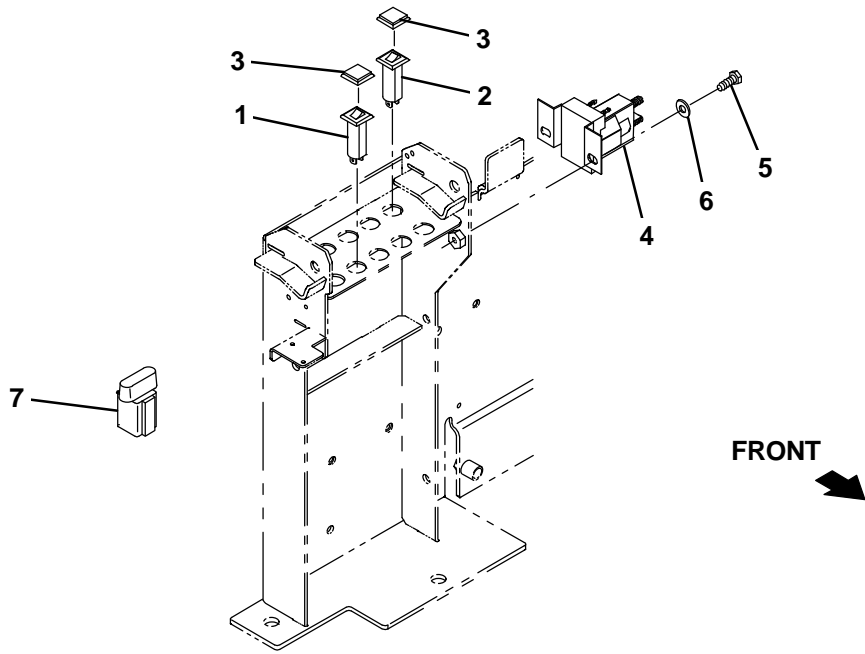


Fig. 14 – ES Electrical Group

Ref.	Part No.	Serial Number	Description	Qty.
1	1064188	(0000–) Circuitbreaker, 15.0a, Resetable	1
2	1064184	(0000–) Circuitbreaker, 02.5a, Resetable	1
3	1064191	(0000–) Boot, Circuitbreaker	2
4	386810	(0000–) Contactor, 36vdc, 100a, Sp, No	1
5	06942	(0000–) Screw, Hex, M6 X 1.00	2
6	32483	(0000–) Washer, Flat, 0.25, Sae	2
7	1056982	(0000–) Diode, Ele, Plug	1

Fig. 15 – Vacuum Fan Kit, Dual

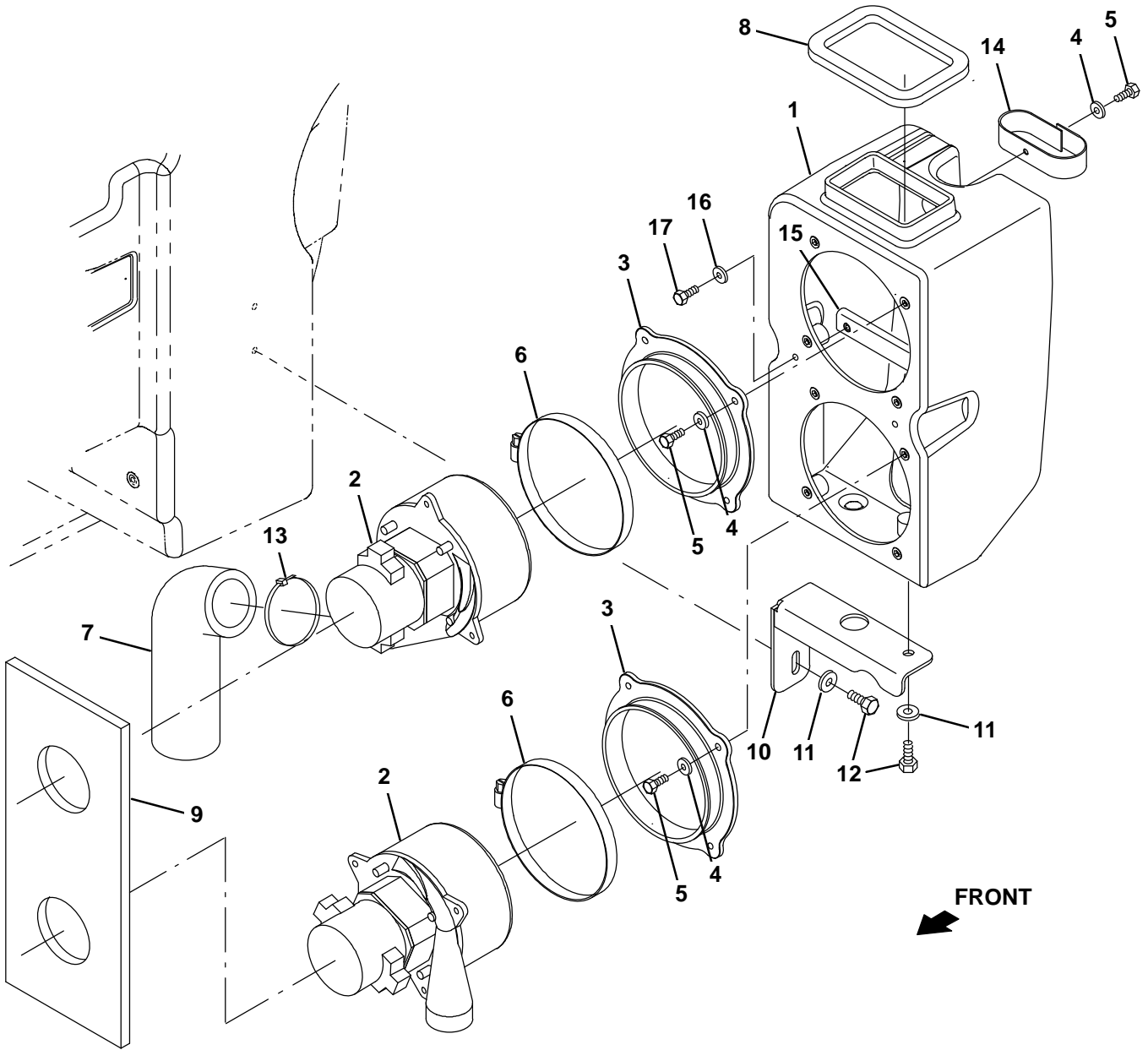


Fig. 15 – Vacuum Fan Kit, Dual

	Ref.	Part No.	Serial Number	Description	Qty.
▽		9008037	(0000–) Vacfan Kit, Dual, Ci [T16]	1
▲	1	9008656	(0000–) Housing, Vacfan, Dual, Afmkt [T16]	1
▲▽	2	1056623	(0000–) Fan, Vacuum, 5.7d, 036vdc, 3 Stage	1
▲▲		1041772	(0000–) Brush Kit, Motor	1
▲▲		1041766	(0000–) Cover, Cooling Fan	1
▲	3	1059661	(0000–) Seal, Mtg, Vacfan	2
▲	4	29570	(0000–) Washer, Flat, 0.28b 1.00d .06, Stl	9
▲	5	15678	(0000–) Screw, Hex, M6 X 1.00 X 16, Ss	9
▲	6	49891	(0000–) Clamp, Hose, Wormdrive, 5.56–6.50d, .56w	2
▲	7	1054231	(0000–) Muffler, Vacfan	1
▲	8	1052520	(0000–) Gasket, Vacfan	1
▲	9	1053268	(0000–) Insulation, Acstc, 0.5, 06.6 X 15.8 C–0	1
▲	10	1054711	(0000–) Bracket, Mtg, Hsng, Fan	1
▲	11	1017218	(0000–) Washer, Flat, 0.32b 1.00d .12, Ss	3
▲	12	09740	(0000–) Screw, Hex, M8 X 1.25 X 20, Ss	3
▲	13	130773	(0000–) Tie, Cable, Nyl, 11.0l, .14w, 3.0 Max. D	1
▲	14	1059534	(0000–) Fastener, 09.00l [Hook & Loop]	1
▲	15	1066906	(0000–) Bracket, Stiffener, Hsg	1
▲	16	76426	(0000–) Washer, Sealing, 0.28b 0.75d Ss, Neo	2
▲	17	08716	(0000–) Screw, Hex, M6 X 1.00 X 20, Ss	2

Fig. 16 – Spray Hose Kit

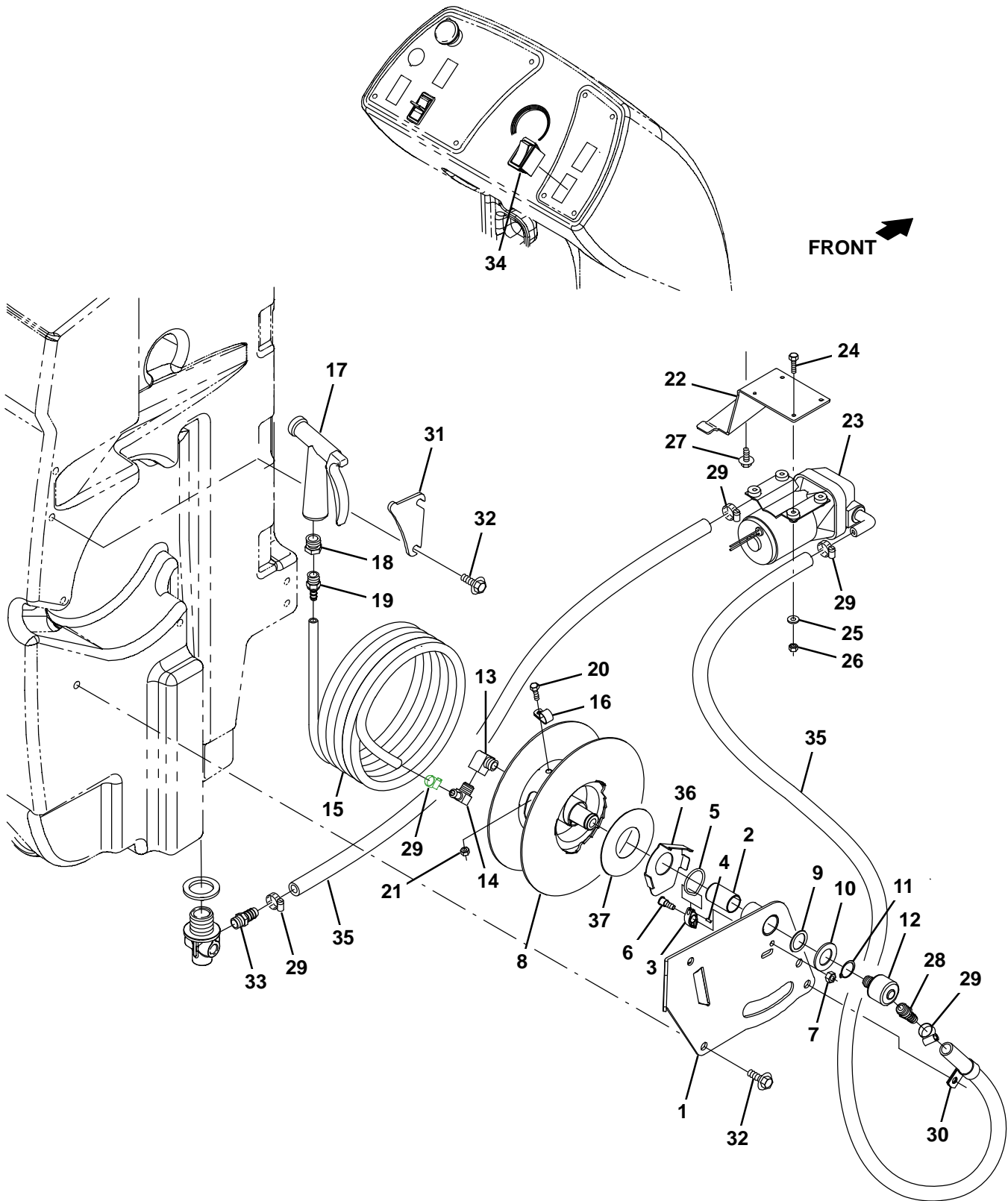


Fig. 16 – Spray Hose Kit

Ref.	Part No.	Serial Number	Description	Qty.
▽	9008043	(0000–) Spray Hose Kit, Ci [T16]	1
▲	1 1055281	(0000–) Plate Wldt, Mtg	1
▲	2 1057816	(0000–) Bushing, Sleeve, 1.00b 1.13d 1.750l, Fgl	1
▲	3 1056288	(0000–) Pawl, Ratchet	1
▲	4 1067151	(0000–) Pin, Dowel, 0.125d X 0.37l, Ss	1
▲	5 1056291	(0000–) Seal, Org, .125 X 01.13id [Nitrile]	1
▲	6 1056719	(0000–) Bolt, Shld, .41d X 0.35, M8 X 1.25	1
▲	7 08709	(0000–) Nut, Hex, Lock, M8 X 1.25, NI	1
▲	8 1061340	(0000–) Reel Assy, Hose	1
▲	9 1057814	(0000–) Washer, Thrust, Plstc 1.02b 1.38d	1
▲	10 32598	(0000–) Washer, Flat, 1.02b 1.75d .12, Stl	1
▲	11 09005	(0000–) Retaining, Ext, 1.00d, Basic	1
▲	12 1055248	(0000–) Fitting, Swivel, .375 Npt	1
▲	13 24584	(0000–) Fitting, Brs, E90, Pf06/Pm06, Spcl	1
▲	14 1060128	(0000–) Fitting, Brs, E90, Bm06/Pm06, Short	1
▲	15 9008115	(0000–) Hose Kit, Replmt [T16]	1
▲	16 33584	(0000–) Clamp, Cable, Stl, 0.63d X 0.50w, 1hole	1
▲	17 769785	(0000–) Nozzle, Spray, Gun	1
▲	18 1027976	(0000–) Fitting, Brs, Str, Pf06/Pm12	1
▲	19 1060428	(0000–) Fitting, Stl, Str, Bm06/Pm06, Swivel	1
▲	20 06943	(0000–) Screw, Hex, M6 X 1.00 X 20, 8.8	1
▲	21 08708	(0000–) Nut, Hex, Lock, M6 X 1.00, NI	1
▲	22 1056538	(0000–) Bracket, Pump, Wand, Spray	1
▲	23 1054178	(0000–) Pump, Soltn, Ele, 36vdc, 45psi	1
▲	24 12316	(0000–) Screw, Hex, M5 X 0.80 X 25, Ss	4
▲	25 01683	(0000–) Washer, Flat, 10, Ss	4
▲	26 09739	(0000–) Nut, Hex, Lock, M5 X 0.80, NI, Ss	4
▲	27 1020341	(0000–) Screw, Hex, M8 X 1.25 X 20, Ss, Sems	1
▲	28 14884	(0000–) Fitting, Brs, Str, Bm08/Pm06 [Taped]	1
▲	29 54333	(0000–) Clamp, Hose, Wormdrive, 0.31–0.88d, .31w	5
▲	30 69234	(0000–) Clamp, Cable, Stl, 1.00d X 0.75w, 1hole	1
▲	31 1059436	(0000–) Hook, Nozzle, Hd Pye	1
▲	32 1020341	(0000–) Screw, Hex, M8 X 1.25 X 20, Ss, Sems	5
▲	33 64743	(0000–) Fitting, Plstc, Str, Bm08/Pm06	1
▲	34 398500	(0000–) Switch, Rocker, Dpdt, On / None / On	1
▲	35 1011412	(0000–) Hose, Afmkt, Pvc, Brd, 0.50id, 08ft, Clr	1
▲	36 1066909	(0000–) Washer, Retainer, Spring	1
▲	37 1066919	(0000–) Washer, Thrust, 50.0b 110.0d 0.79w	1

Fig. 17 – Vacuum Wand Kit

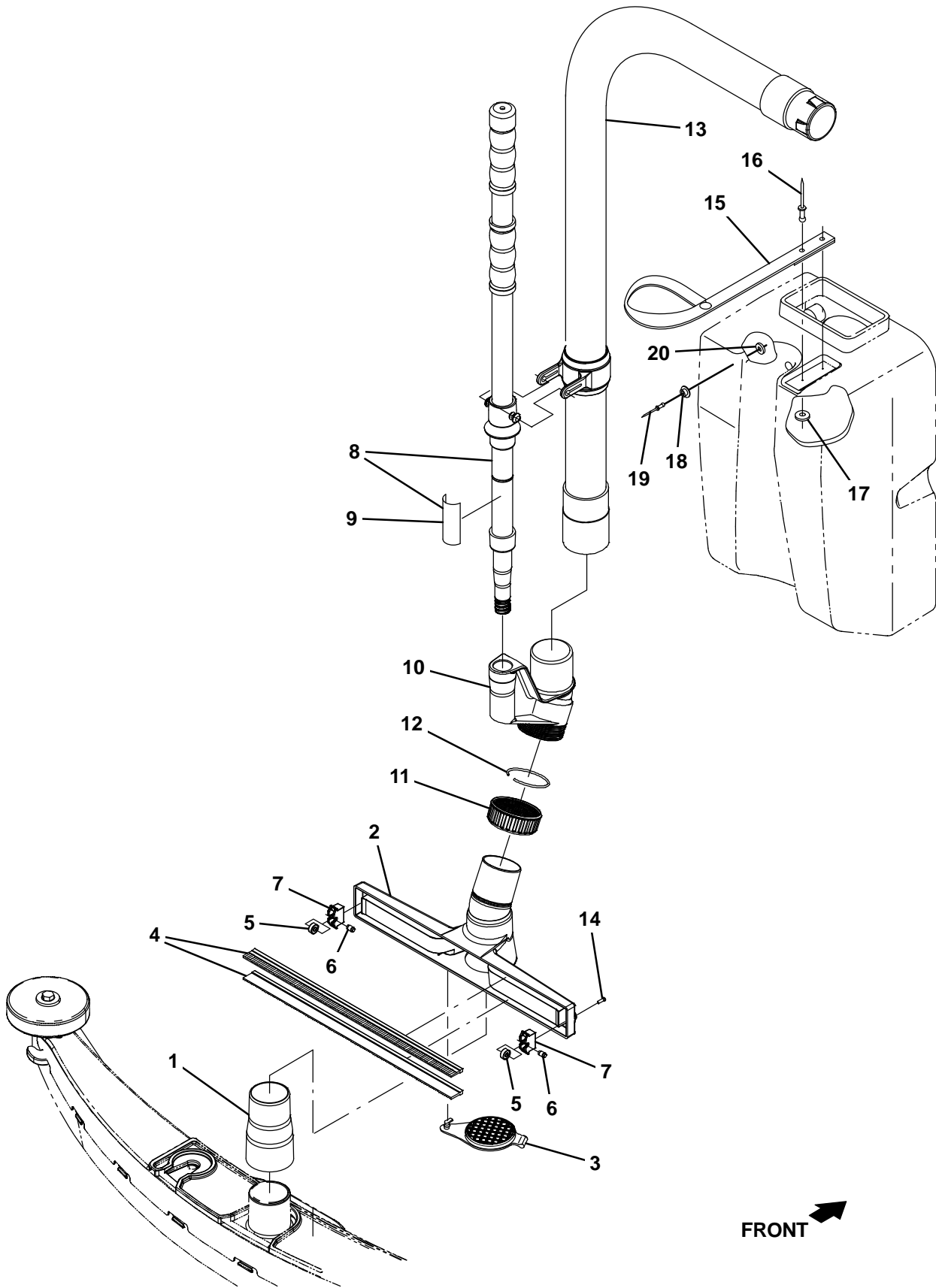


Fig. 17 – Vacuum Wand Kit

Ref.	Part No.	Serial Number	Description	Qty.
▽	9008047	(0000–) Vac Wand Kit, Ci [T16]	1
▲	1 1060536	(0000–) Cuff, Adapter, 1.75 X 2.00, Pvc	1
▲	2 1060440	(0000–) Squeegee, Hand	1
▲	3 1060691	(0000–) Plug, Adapter, Port	1
▲	4 1061356	(0000–) Retainer, Blade, Sqge, 14.2l	2
▲	5 1061570	(0000–) Bearing, Ball, 0.24b 0.51d 0.20w [2seal]	2
▲	6 1061571	(0000–) Pin, Axle, Brg	2
▲	7 1022671	(0000–) Housing, Sqge, Holder, Wheel, F/609648	2
▲▽	8 9008155	(0000–) Handle Kit, Wand, Afmkt	1
▲▲	9 1062659	(0000–) Label, Opertnl, Vacuum Wand Handle	1
▲	10 1060708	(0000–) Adapter, Swivel, 1.75, Abs	1
▲	11 1060718	(0000–) Nut, Compression, 2.25–12, Abs	1
▲	12 1060720	(0000–) Ring, Compression	1
▲	13 1056831	(0000–) Hose Assy, W/2cuff, 1.8d 042l 1.8/1.8	1
▲	14 763149	(0000–) Screw, Pan, 06– X 0.38, F/ Plstc	2
▲	15 1061811	(0000–) Strap, Retainer, Handle	1
▲	16 1067350	(0000–) Rivet, Blind, .188d X 0.53 X .62d, Alm	2
▲	17 86308	(0000–) Washer, Flat, .19b .50d .06, Alm, Blind	2
▲	18 1061812	(0000–) Catch, Snap, Push, Mal	1
▲	19 01335	(0000–) Rivet, Blind, .188d X 0.53 X .62d, Alm	1
▲	20 02892	(0000–) Washer, Flat, 0.12b 0.38d .03, PI	1

Fig. 18 – Side Brush Lift Group

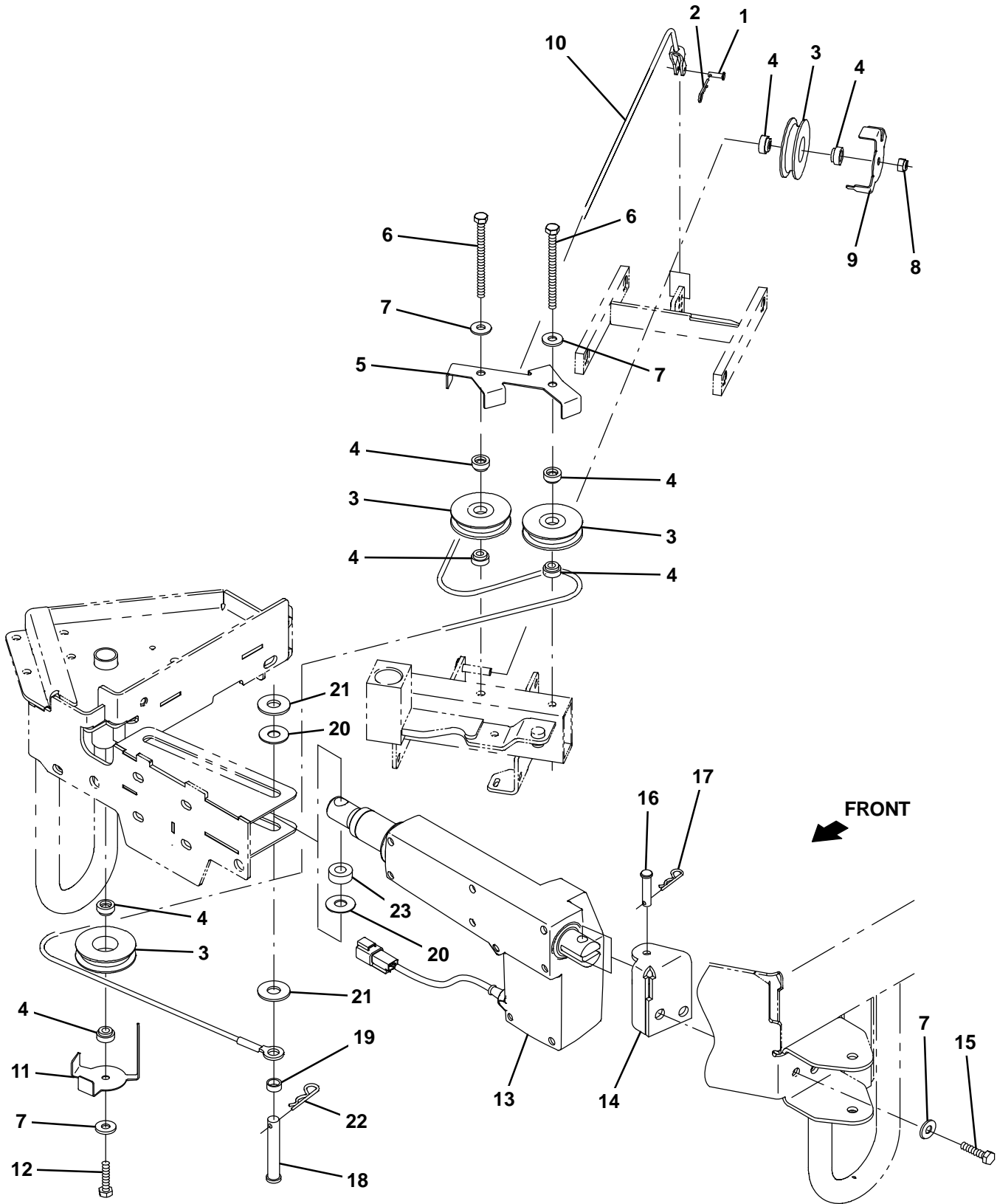


Fig. 18 – Side Brush Lift Group

Ref.	Part No.	Serial Number	Description	Qty.
1	77488	(0000–) Pin, Clevis, 0.19d X 0.63l	1
2	86866	(0000–) Pin, Cotter, Hair, 0.38d .072 Wir	1
3	80235	(0000–) Sheave, Idler, 015mmd, 2.44pd	4
4	80487	(0000–) Spacer, Idler .25 Lg	8
5	1053541	(0000–) Bracket, Retainer	1
6	386299	(0000–) Screw, Hex, M8 X 1.25 X 100, Ss	2
7	01685	(0000–) Washer, Flat, 0.38b 0.88d .08, Ss	5
8	08713	(0000–) Nut, Hex, Lock, M8 X 1.25, NI, Ss	1
9	1051470	(0000–) Angle, Keeper, Cable	1
10	1054379	(0000–) Cable, Ss .13d 032.0l .2clevis /.50eye	1
11	1054352	(0000–) Angle, Keeper, Cable	1
12	09023	(0000–) Screw, Hex, M8 X 1.25 X 35, FI, Ss	1
13	1057841	(0000–) Actuator, 36vdc, 06.0strk, 0562lb	1
14	1057905	(0000–) Bracket Wldt, Actuator, Sba	1
15	09010	(0000–) Screw, Hex, M8 X 1.25 X 25, Ss	2
16	94877	(0000–) Pin, Clevis, 10mmd X	1
17	44906	(0000–) Pin, Cotter, Hair, 0.38d .093 Wir	1
18	23683	(0000–) Pin, Clevis, 0.50d X 3.00l	1
19	140145	(0000–) Sleeve, P/M, 0.51b 0.63d 0.3l, PI	1
20	86952	(0000–) Washer, Flat, 0.52b 1.25d .06, Nyl	2
21	32493	(0000–) Washer, Flat, 0.50, Std	2
22	02942	(0000–) Pin, Hair, Cotter, 0.62d .120 Wir	1
23	1007705	(0000–) Washer, Flat, 0.50b 1.00d .38, Stl, PI	1

Fig. 19 – Side Brush Motor and Squeegee Group

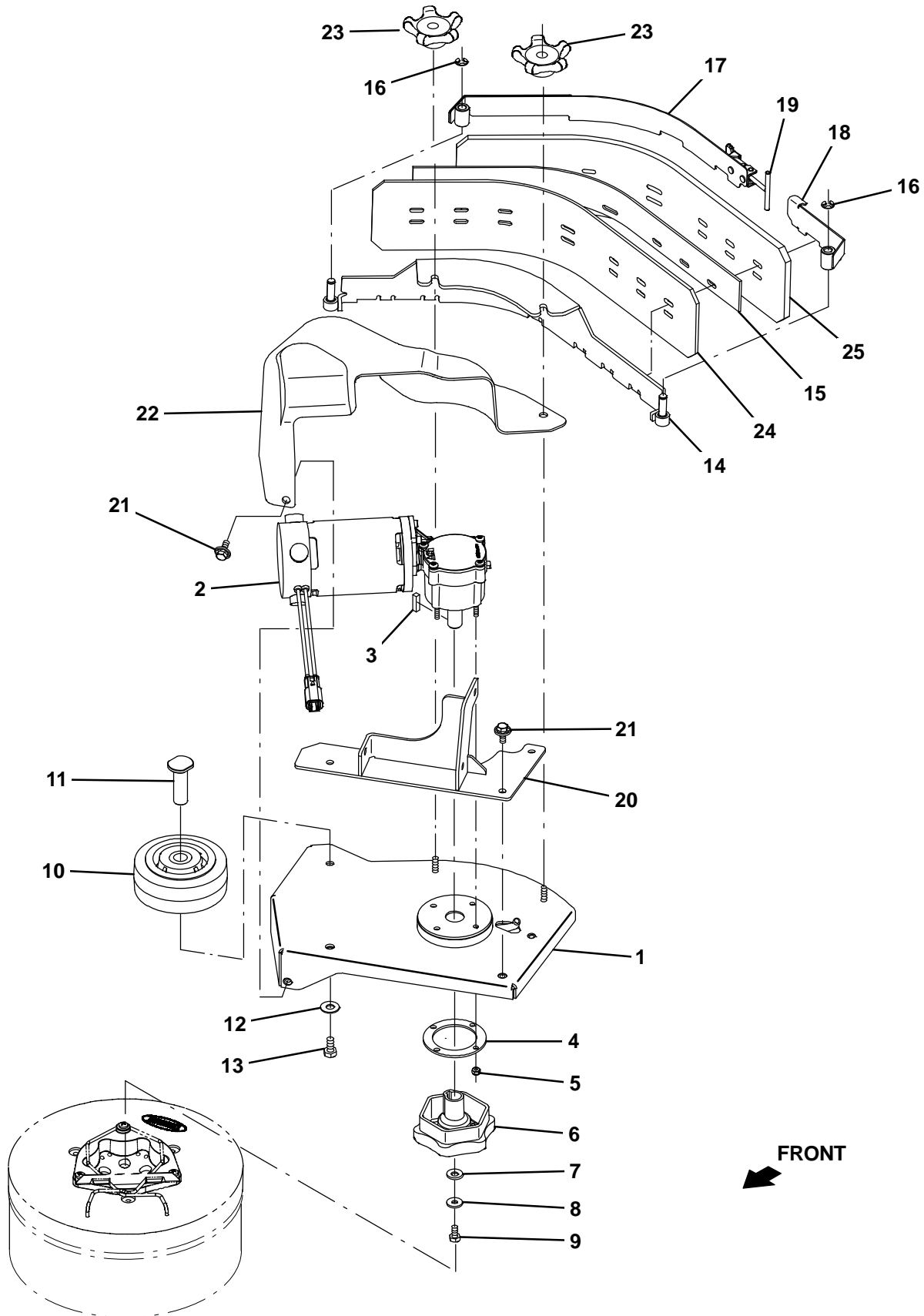


Fig. 19 – Side Brush Motor and Squeegee Group

Ref.	Part No.	Serial Number	Description	Qty.
	1	1052848	(0000–) Plate Wldt, Deck, Sba	1
▽	2	1052754	(0000–) Motor, Ele, 36vdc 0320rpm 0.63hp Gear	1
▲		9008737	(0000–) Brush Kit, Motor, 1052754	1
	3	00928	(0000–) Key, Sq, 0.25 X 0.25, 1.00l	1
	4	1013821	(0000–) Plate, Sppt	1
	5	08712	(0000–) Nut, Hex, Lock, M6 X 1.00, NI, Ss	4
	6	377364	(0000–) Hub, Drive, Brush, Disk, 0.75b [6t]	1
	7	01685	(0000–) Washer, Flat, 0.38b 0.88d .08, Ss	1
	8	41186	(0000–) Washer, Flat, Belleville, .31	1
	9	15675	(0000–) Screw, Hex, M8 X 1.25 X 16, Ss	1
	10	1052962	(0000–) Wheel, 05.0d 2.00w 0.75b, Gray, W/ Bshg	1
	11	1052971	(0000–) Sleeve, Wheel, Sba	1
	12	01686	(0000–) Washer, Flat, 0.44b 1.00d .08, Ss	1
	13	09291	(0000–) Screw, Hex, M10 X 1.50 X 20, Ss	1
	14	1059557	(0000–) Frame Wldt, Sqge	1
	15	1053920	(0000–) Spacer, Sqge, Neo	1
	16	24555	(0000–) Ring, Retaining, Ext, 0.38d, [E-Ring]	2
	17	1056779	(0000–) Clamp Wldt, Front	1
	18	1056777	(0000–) Clamp Wldt, Rear	1
	19	1054312	(0000–) Hook Wldt, Latch	1
	20	1053593	(0000–) Mount Wldt, Arm	1
	21	1020341	(0000–) Screw, Hex, M8 X 1.25 X 20, Ss, Sems	4
	22	9008672	(0000–) Cover, Motor, Afrmkt [T16]	1
	23	1054948	(0000–) Knob Assy, Star, 3.21d 5ear M8	2
	24	1053919	(0000–) Blade, Sqge, Sba, Inner [Linatex]	1
	24	1060350	(0000–) Blade, Sqge, Sba, Inner [Ure 50d]	1
	24	1060366	(0000–) Blade, Sqge, Sba, Inner [Gum]	1
	25	1059457	(0000–) Blade, Sqge [Outer Dual-D]	1
	25	1060351	(0000–) Blade, Sqge, Sba, Outer [Ure 50d]	1
	25	1060367	(0000–) Blade, Sqge, Sba, Outer [Gum]	1

Fig. 20 – Side Brush Pivot Group

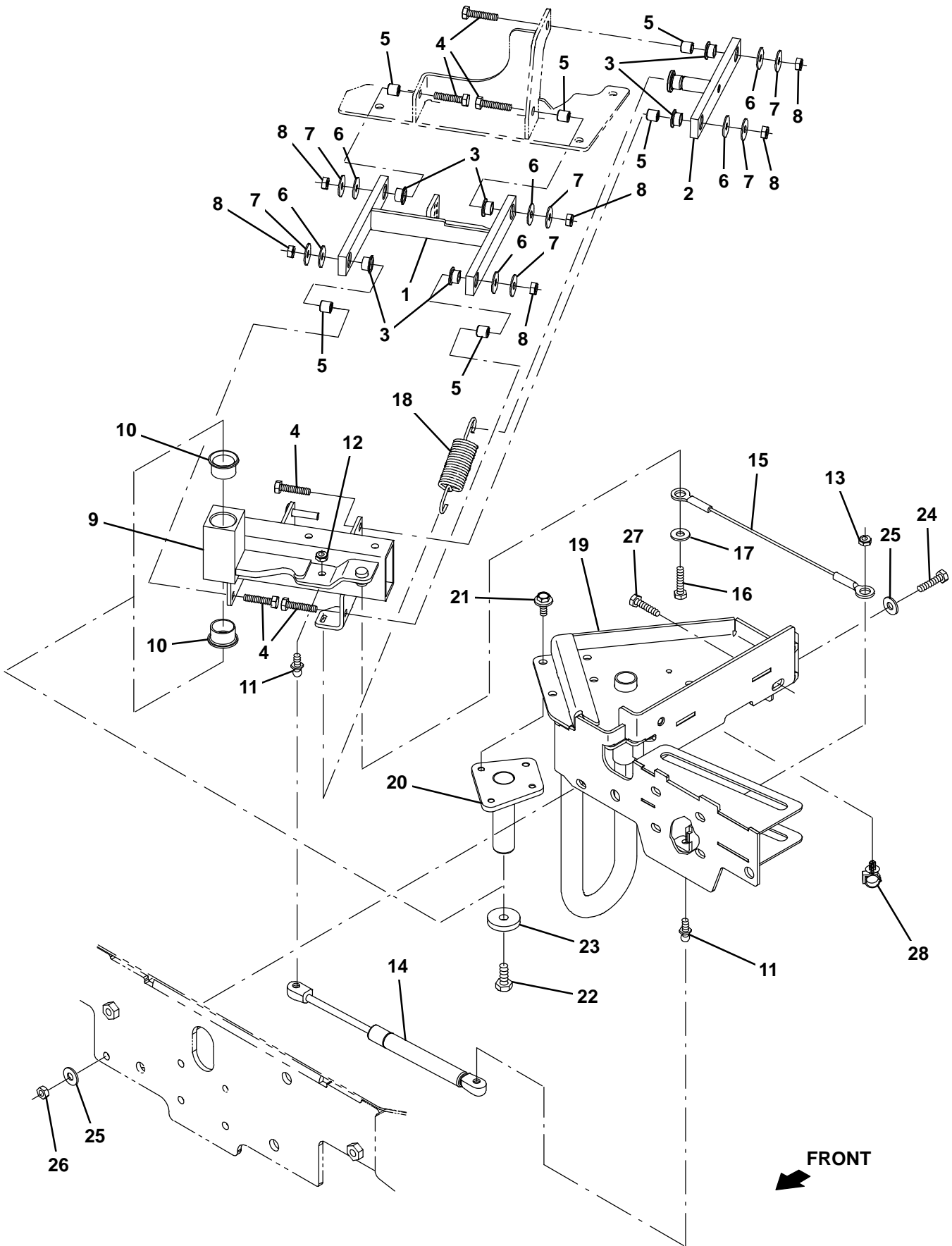


Fig. 20 – Side Brush Pivot Group

Ref.	Part No.	Serial Number	Description	Qty.
1	1052866	(0000–) Arm Wldt, Lower, Sba	1
2	1054061	(0000–) Arm Wldt, Upper	1
3	1051204	(0000–) Bushing, Flng, 0.50b 0.59d 0.38l	6
4	09023	(0000–) Screw, Hex, M8 X 1.25 X 35, Fl, Ss	6
5	222460	(0000–) Sleeve, P/M, 0.32b 0.50d 0.5l [430ss]	6
6	1052194	(0000–) Washer, Thrust, 0.34b 1.00d .06 [Garlok]	6
7	01685	(0000–) Washer, Flat, 0.38b 0.88d .08, Ss	6
8	08713	(0000–) Nut, Hex, Lock, M8 X 1.25, NI, Ss	6
9	1052921	(0000–) Pivot Wldt, Sba	1
10	56166	(0000–) Bushing, Flng, 1.00b 1.13d 0.75l	2
11	58494	(0000–) Stud, Ball, .39d .31–16, Gasspring	2
12	01760	(0000–) Nut, Hex, Lock, .31–18, NI, Thin	1
13	1059135	(0000–) Nut, Retainer, .31–18 0.48d 0.20l	1
14	1051379	(0000–) Gasspring, 90lb, 3.9strk	1
15	1057265	(0000–) Cable, Ss .09d 011.5l .50eye /.50eye	1
16	386868	(0000–) Screw, Hex, M8 X 1.25 X 12, Ss	1
17	01685	(0000–) Washer, Flat, 0.38b 0.88d .08, Ss	1
18	1052034	(0000–) Spring, Extn, 1.13od 0.13wir 04.50l	1
19	1053222	(0000–) Bracket Wldt, Mtg, Sba	1
20	1053144	(0000–) Pin Wldt, Pivot	1
21	1037346	(0000–) Screw, Hex, M8 X 1.25 X 25, 9.8, Sems	4
22	09028	(0000–) Screw, Hex, M10 X 1.50 X 25, Ss	1
23	1053146	(0000–) Washer, Thrust, 0.41b 1.50d 0.25w	1
24	09011	(0000–) Screw, Hex, M8 X 1.25 X 30, Ss	3
25	01685	(0000–) Washer, Flat, 0.38b 0.88d .08, Ss	6
26	08713	(0000–) Nut, Hex, Lock, M8 X 1.25, NI, Ss	3
27	09010	(0000–) Screw, Hex, M8 X 1.25 X 25, Ss	2
28	1058537	(0000–) Clip, Wire, Snap–In, .47d	1

Fig. 21 – Side Brush Solution Supply Group

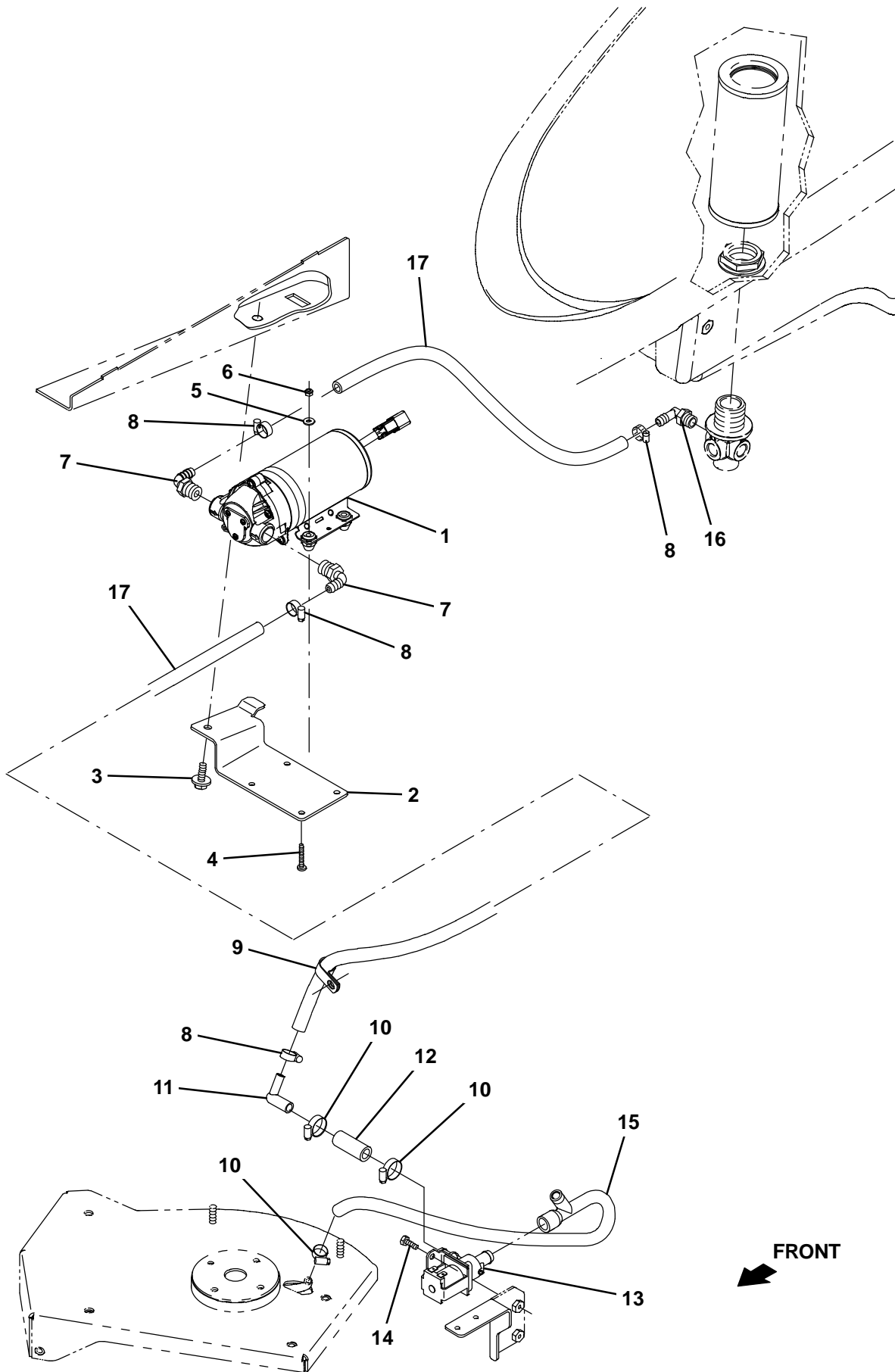


Fig. 21 – Side Brush Solution Supply Group

Ref.	Part No.	Serial Number	Description	Qty.
1	1054897	(0000–) Pump, Soltn, Ele, 36vdc	1
2	1055249	(0000–) Bracket, Pump	1
3	1020341	(0000–) Screw, Hex, M8 X 1.25 X 20, Ss, Sems	1
4	140293	(0000–) Screw, Pan, M5 X 0.80 X 30, Ss	4
5	01683	(0000–) Washer, Flat, 10, Ss	4
6	09739	(0000–) Nut, Hex, Lock, M5 X 0.80, NI, Ss	4
7	1005630	(0000–) Fitting, Plstc, E90, Bm06/Pm06, Nyl	2
8	43844	(0000–) Clamp, Hose, Wormdrive, 0.25–0.62d, .31w	4
9	67767	(0000–) Clamp, Cable, Stl, 0.69d X 0.62w, 1hole	1
10	54333	(0000–) Clamp, Hose, Wormdrive, 0.31–0.88d, .31w	3
11	222376	(0000–) Fitting, Plstc, E90, Bm06/Bm08	1
12	1011403	(0000–) Hose, Afmkt, Pvc, Brd, 0.50id, 01ft, Clr	1
13	1059587	(0000–) Valve, Water, Solenoid, 36Vdc Bm10/Bm10	1
14	15678	(0000–) Screw, Hex, M6 X 1.00 X 16, Ss	2
15	1053615	(0000–) Manifold, Soltn, Sba	1
16	150412	(0000–) Fitting, Plstc, E90, Bm06/Pm06	1
17	1014976	(0000–) Hose, Afmkt, Pvc, Brd, 0.38id, 08ft, Clr	1

Fig. 22 – Side Brush Bumper Group

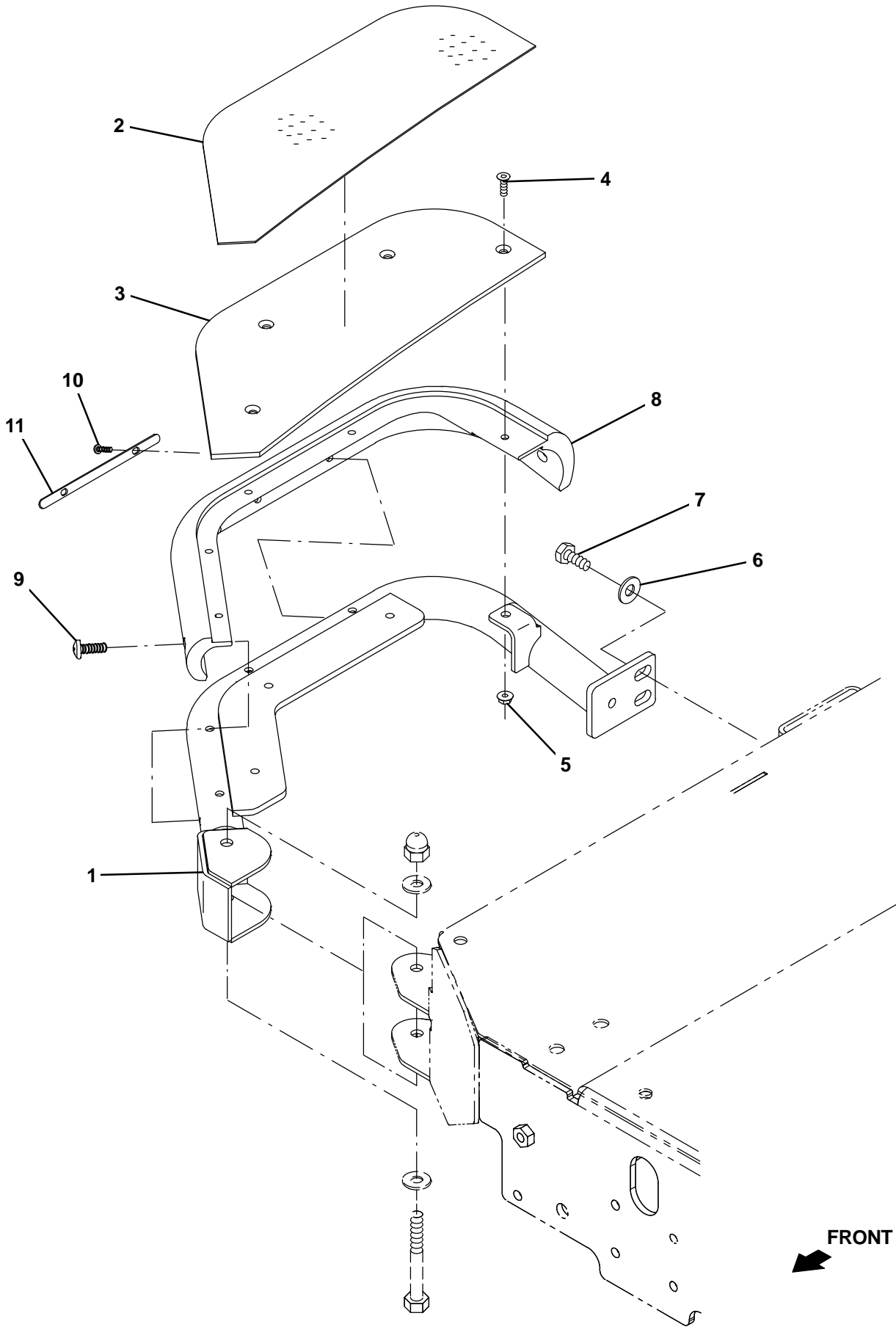


Fig. 22 – Side Brush Bumper Group

Ref.	Part No.	Serial Number	Description	Qty.
1	1060381	(0000–) Guard Wldt, Sba	1
2	1060382	(0000–) Tread, Non–Skid, Step, 06.5w 16.3l, Sba	1
3	1060383	(0000–) Plate, Step	1
4	16879	(0000–) Screw, Flt, Soc, M6 X 1.00 X 20, 10.9	4
5	07790	(0000–) Nut, Hex, Flng, M6 X 1.00	4
6	01686	(0000–) Washer, Flat, 0.44b 1.00d .08, Ss	2
7	09028	(0000–) Screw, Hex, M10 X 1.50 X 25, Ss	2
8	1060380	(0000–) Bumper, Sba	1
9	1031665	(0000–) Screw, Pan, M8 X 1.25 X 25, Blk	2
10	24265	(0000–) Screw, Pan, Phl, M4 X 0.70 X 16, Ss	2
11	1060426	(0000–) Plate, Washer, Bmpr	1

Fig. 23 – Side Brush Electrical Group

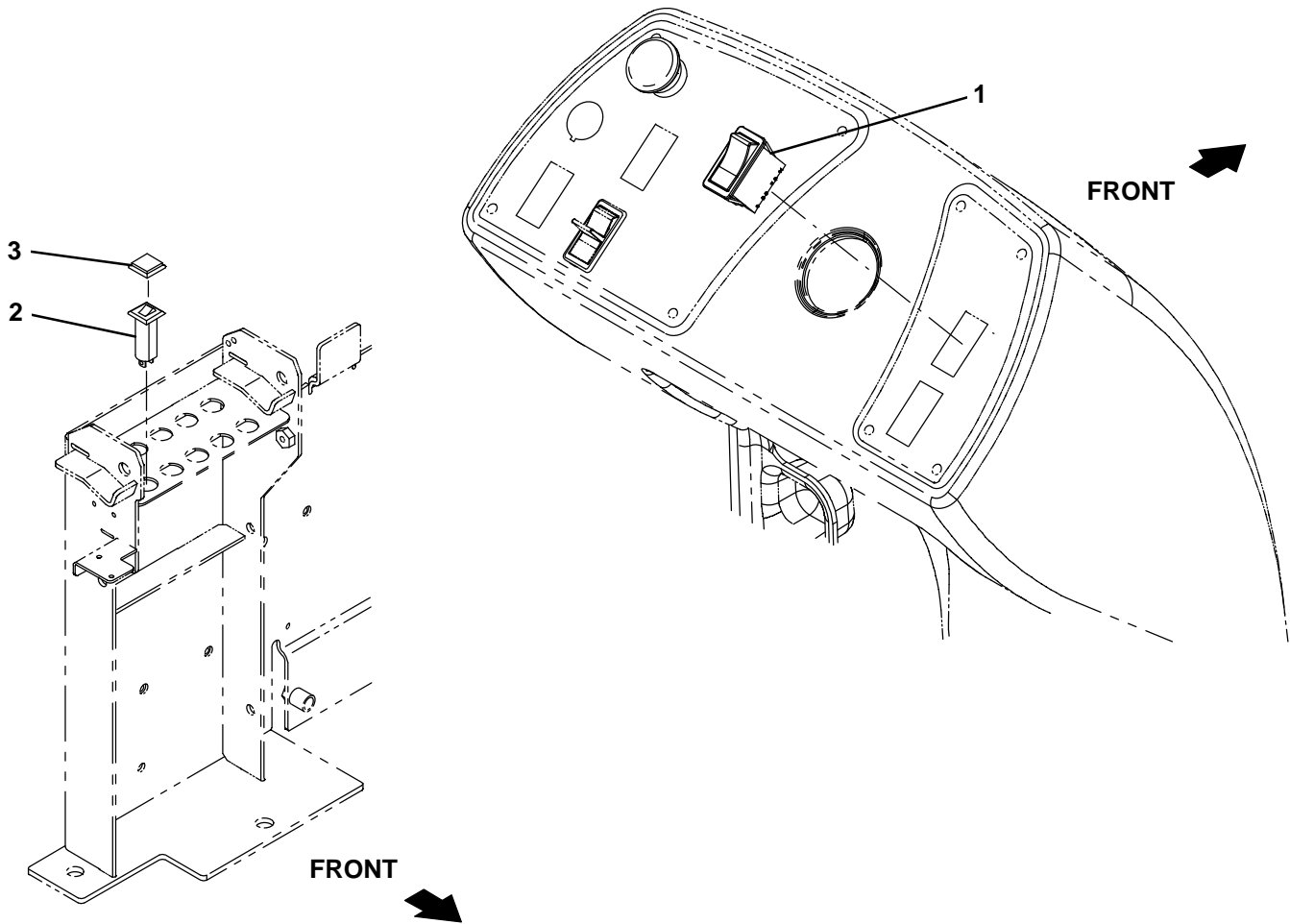


Fig. 23 – Side Brush Electrical Group

Ref.	Part No.	Serial Number	Description	Qty.
1	397889	(0000–) Switch, Rocker, Dpst, On / None / On	1
2	1064184	(0000–) Circuitbreaker, 02.5a, Resetable	1
3	1064191	(0000–) Boot, Circuitbreaker	1

Fig. 24 – Deluxe Seat Kit

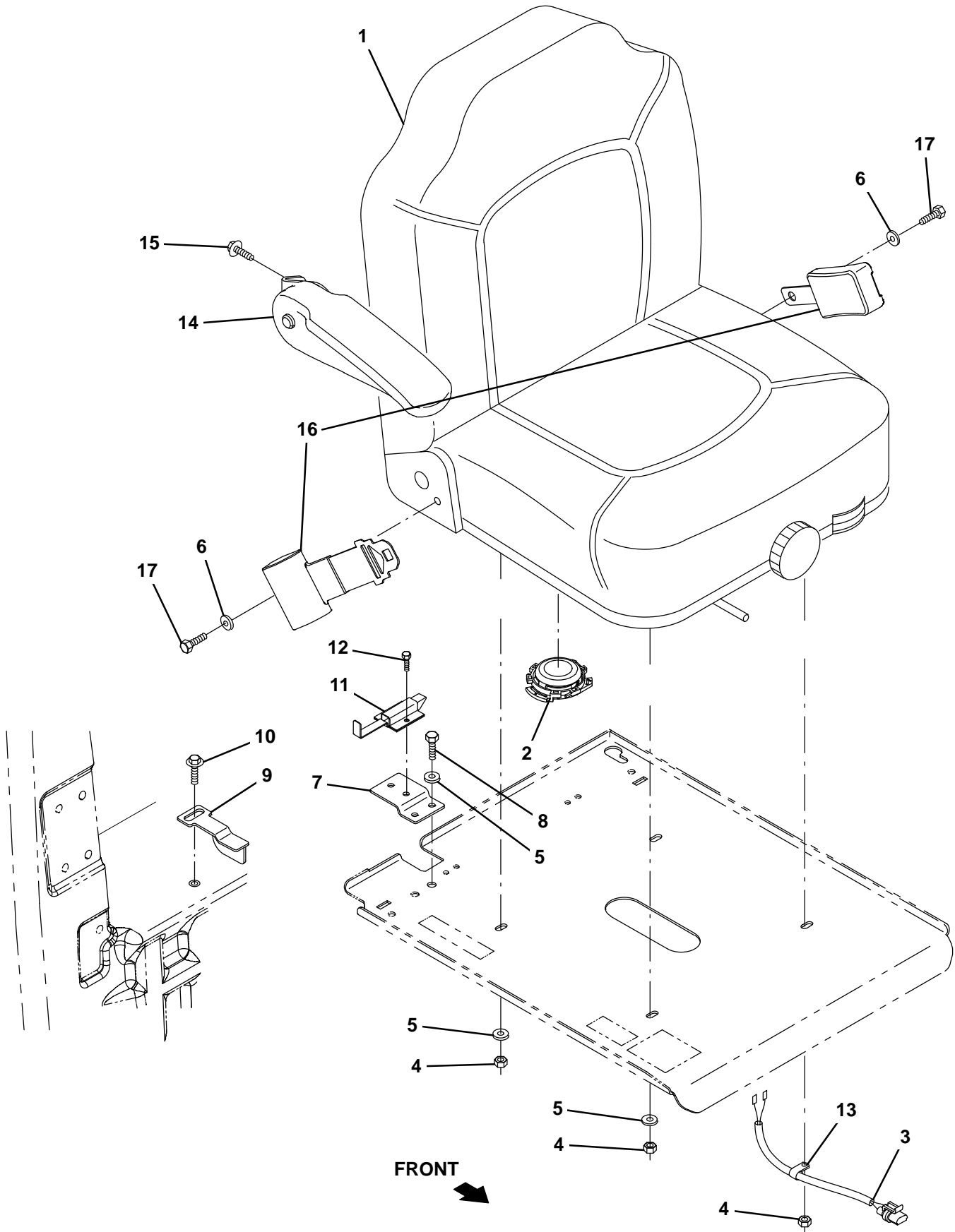
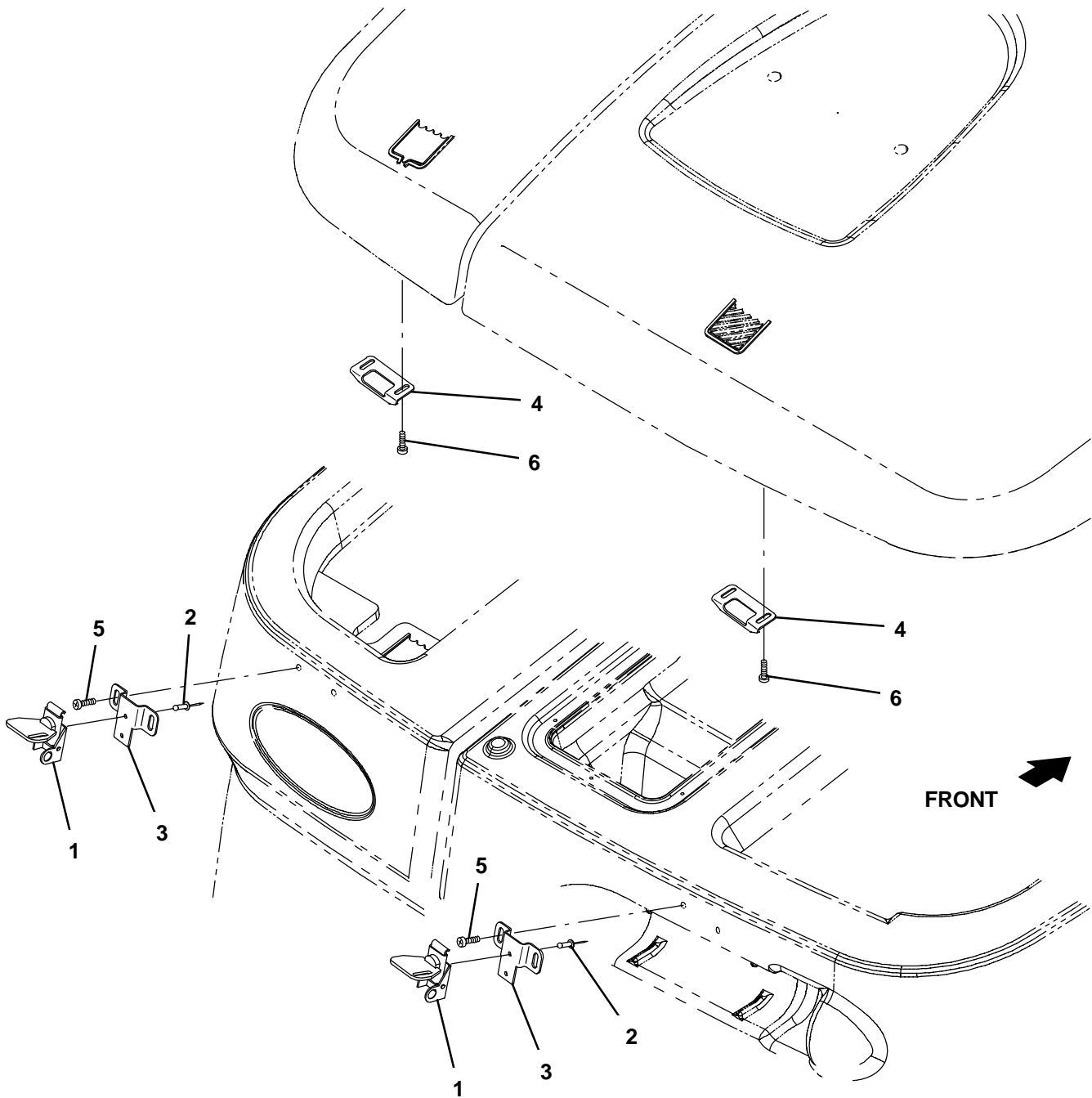


Fig. 24 – Deluxe Seat Kit

	Ref.	Part No.	Serial Number	Description	Qty.
▽		9008033	(0000–) Seat Kit, Dlx, Ci [T16]	1
▲	1	223595	(0000–) Seat, Suspension [Michigan Model V–5200]	1
▲	2	223078	(0000–) Switch, Seat, No [Delta 6500]	1
▲	3	223330	(0000–) Harness, Switch, Seat [7200]	1
▲	4	01760	(0000–) Nut, Hex, Lock, .31–18, NI, Thin	4
▲	5	32491	(0000–) Washer, Flat, 0.31, Std	5
▲	6	1063373	(0000–) Washer, Flat, 0.45b 1.00d .12, Ss	2
▲	7	1059310	(0000–) Bracket, Mtg, Latch	1
▲	8	16735	(0000–) Screw, Hex, M8 X 1.25 X 16, 8.8	2
▲	9	1066535	(0000–) Bracket Wldt, Latch	1
▲	10	1020341	(0000–) Screw, Hex, M8 X 1.25 X 20, Ss, Sems	1
▲	11	1025736	(0000–) Latch	1
▲	12	12312	(0000–) Screw, Hex, M5 X 0.80 X 12, 8.8	2
▲	13	46236	(0000–) Clamp, Cable, Stl, 0.25d X 0.56w, 1hole	1
▲	14	1061917	(0000–) Armrest, Rh	1
▲	15	16953	(0000–) Screw, Hex, .31–18 X 0.75, Sems	2
▲	16	1062792	(0000–) Seatbelt, Retractable	1
▲	17	39663	(0000–) Screw, Hex, .44–20 X 1.00, G5	2

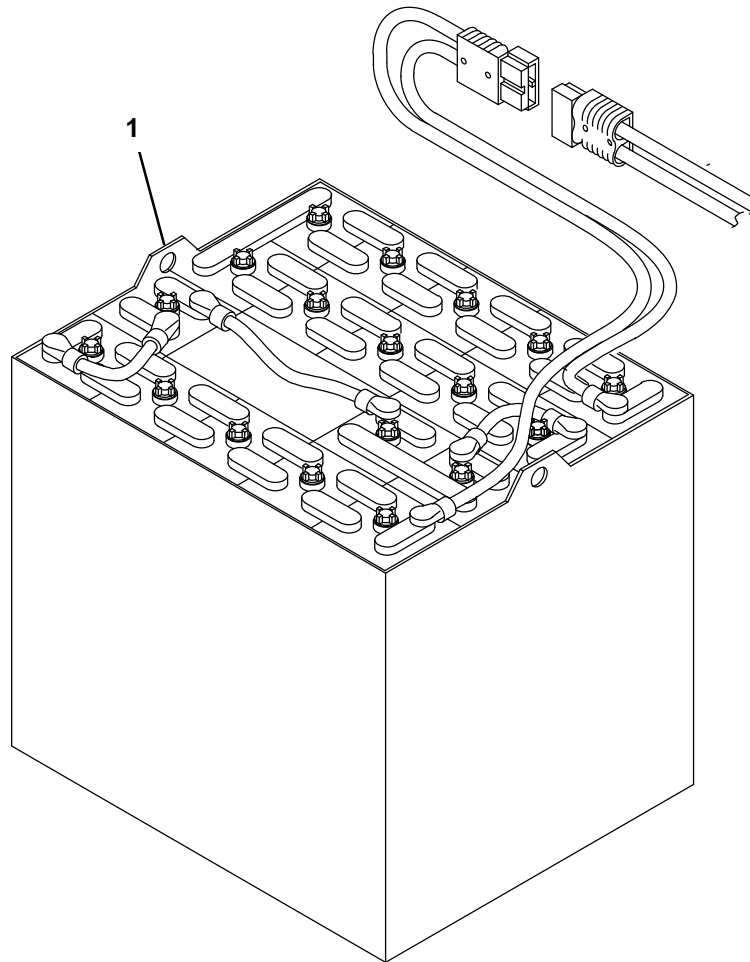
Fig. 25 – Transport Group



356198

Ref.	Part No.	Serial Number	Description	Qty.
1	367949	(0000–)	Latch	2
2	08875	(0000–)	Rivet, Blind, .125d X 0.54 X .25d, Alm	4
3	1048512	(0000–)	Bracket, Mtg, Latch, Tank Cover	2
4	1048474	(0000–)	Catch, Latch, Tank Cover	2
5	382320	(0000–)	Screw, Pan, Phl, 12–16 X 0.50, F/ Plstc	4
6	49162	(0000–)	Screw, Pan, Phl, 08–16 X 0.50, F/ Plstc	4

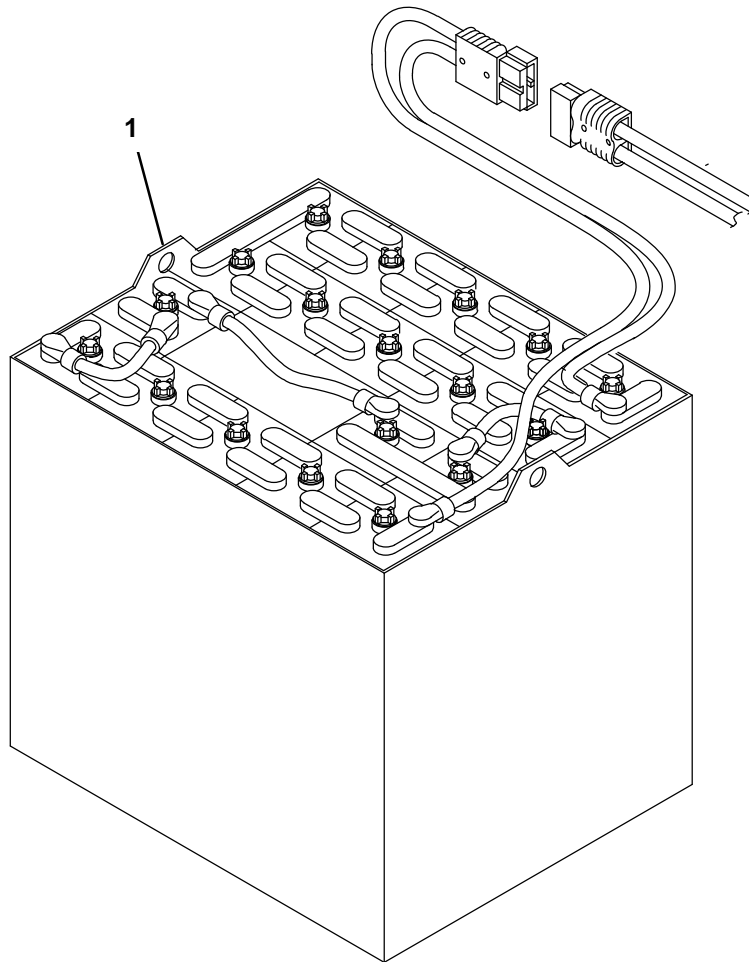
Fig. 26 – Battery and Charger Group, 36VDC, 220AH



356241 – CE

Ref.	Part No.	Serial Number	Description	Qty.
▽	994247	(0000–) Battery Kit, Dry, 36vdc 0220ah [Tubular]	1
▲	1 994205	(0000–) Battery, 36vdc 0220ah [5h, 4epzv220]	1
	997506 1041697	(0000–) CHARGER, 36VDC 28A [BC7 MF SB50G]	1
	1041716	(0000–) Cable, Charger Uk, Bc5 Bc7	1

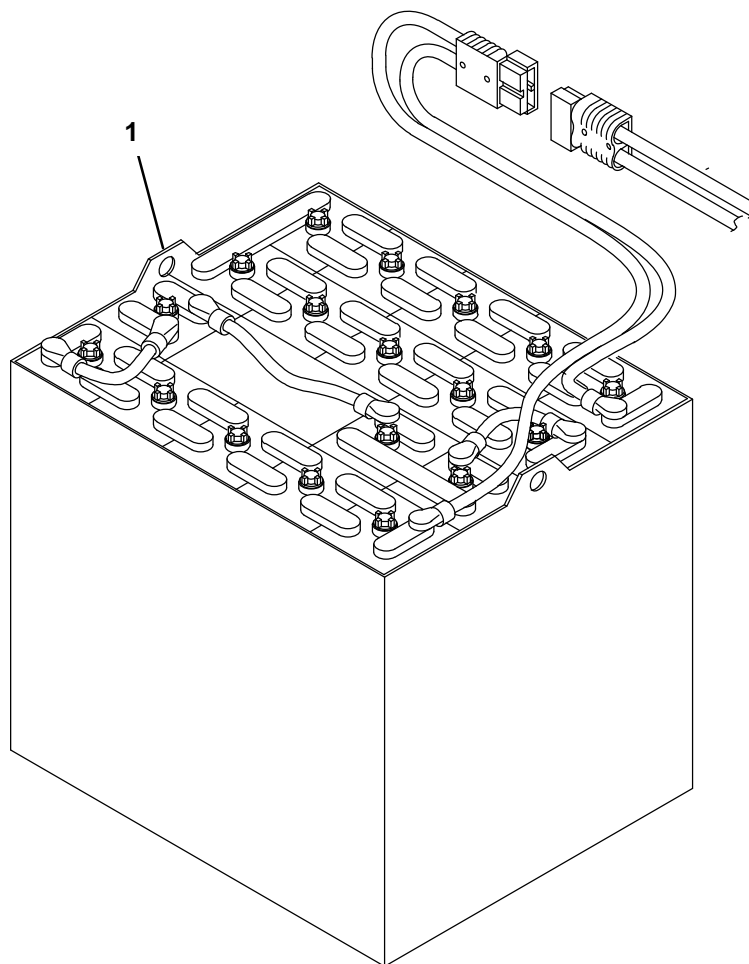
Fig. 27 – Battery and Charger Group, 36VDC, 240 AH



356241 – CE

	Ref.	Part No.	Serial Number	Description	Qty.
▽		994261	(0000–) Battery Kit [Traction Tubular 36v/240ah]	1
▲	1	1041464	(0000–) Battery, 36vdc 0240ah [5h, 4pzs240]	1
	997507	1041707	(0000–) CHARGER, 36VDC 28A, WET [BC7 SB50G	1
		1041716	(0000–) Cable, Charger Uk, Bc5 Bc7	1

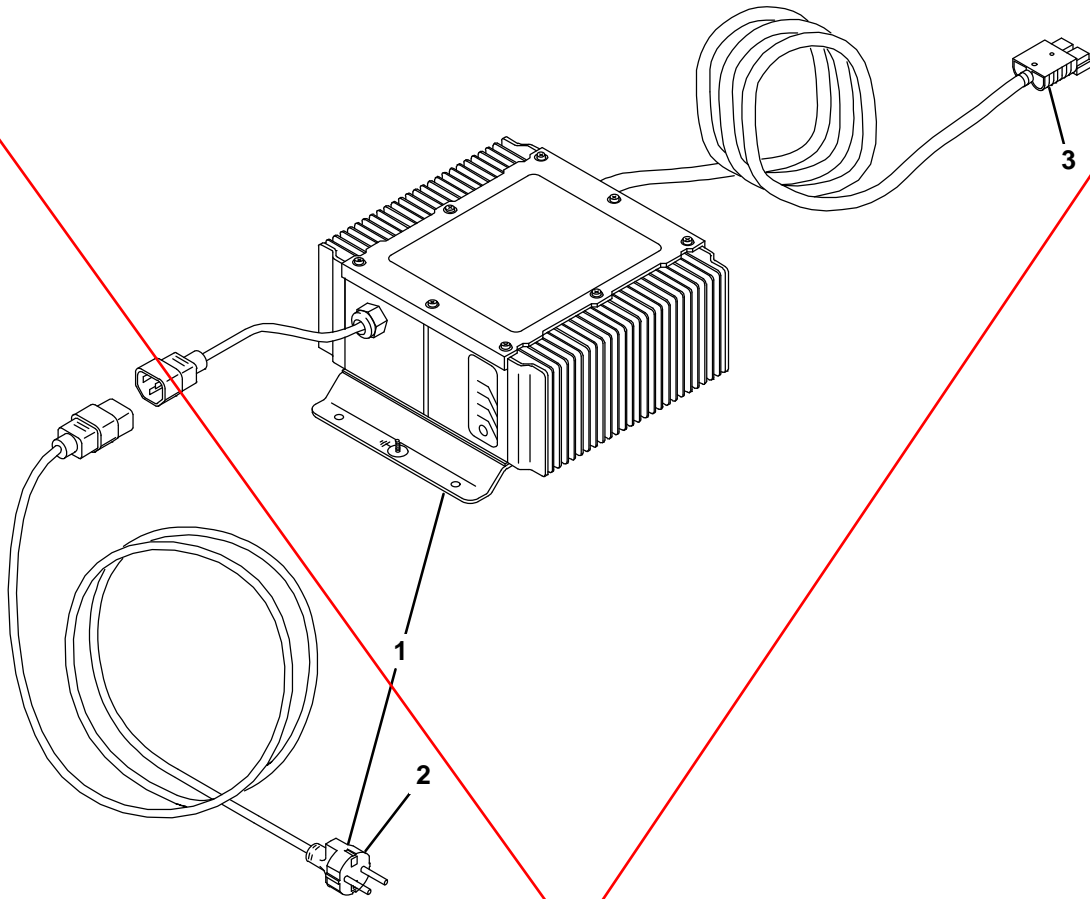
Fig. 28 – Battery and Charger Group, 36VDC, 320AH



356241 – CE

Ref.	Part No.	Serial Number	Description	Qty.
▽	994268	(0000–) Battery Kit Traction Tubular 36v/320ah	1
▲	1 1041467	(0000–) Battery, 36vdc 0320ah [5h, 4pzs320]	1
▲	630375	(0000–) Spacer, Battery, 1.25 X 3.3 X 13.7, Foam	1
997508	1041708	(0000–) CHARGER, 36VDC 40A, WET [BC12 SB50G]	1
997509	1041714	(0000–) CHARGER, 36VDC 40A, WET[BC12 SB50G, UK]	1

Fig. 29 – Battery Charger Group

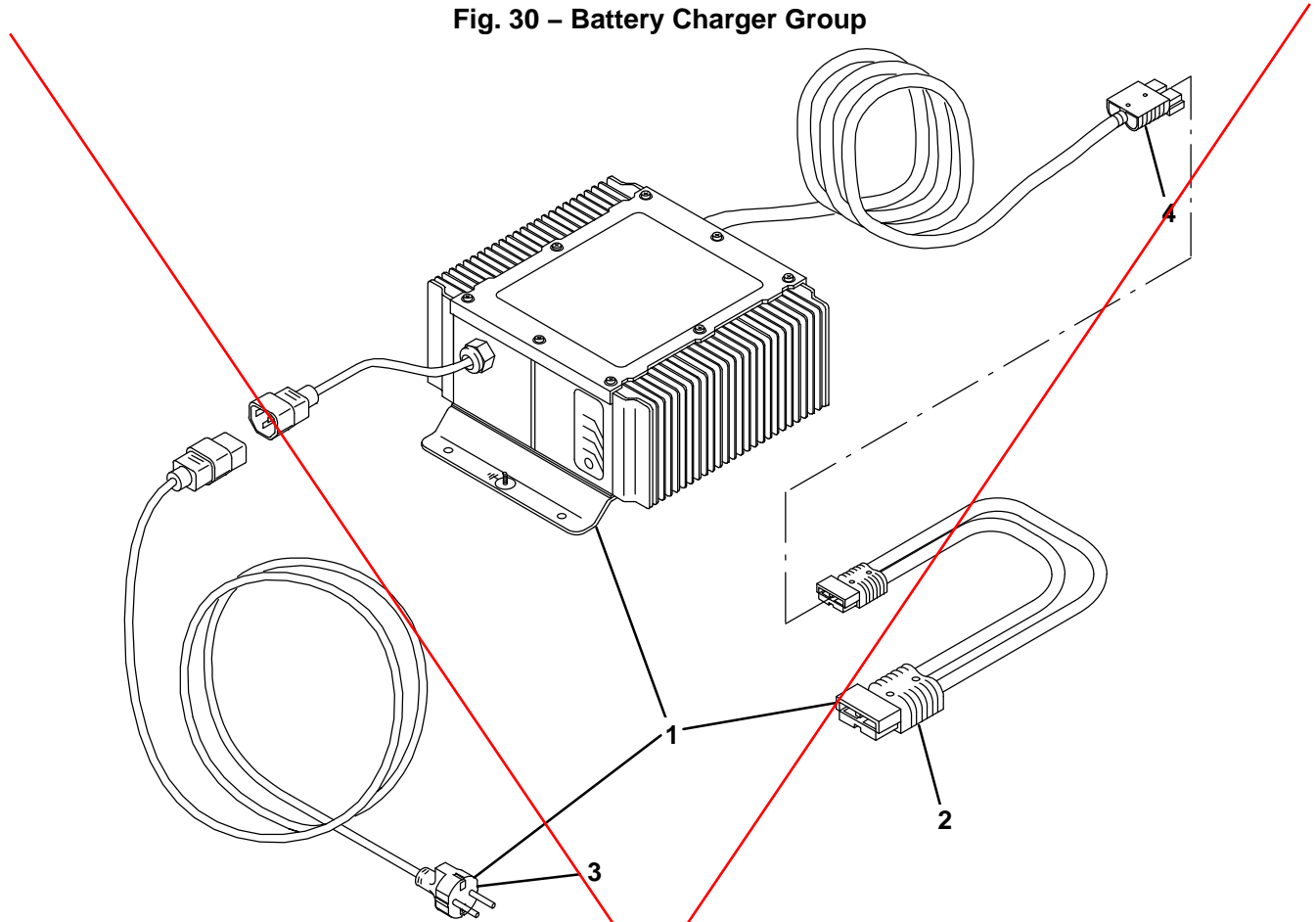


356201 – CE

	Ref.	Part No.	Serial Number	Description	Qty.
▽	1	9001054	(0000–) Charger Kit, 36vdc, Ci[Export/Euro/Asia]	1
▲	2	1019242	(0000–) Cord, Chrgr, Ele [European]	1
▲	3	130155	(0000–) Connector, Battery, 6ga 50a, Gray[2cont]	1

Not available for CE machines.

Fig. 30 – Battery Charger Group



356202 – CE

Ref.	Part No.	Serial Number	Description	Qty.
▽	1	9001061	(0000–) Charger Kit, 36vdc, Ci[Export/Euro/Asia]	1
▲	2	223679	(0000–) Cable Assy, 06ga Red / Blk, 050a /175a	1
▲	3	1019242	(0000–) Cord, Chrgr, Ele [European]	1
▲	4	130155	(0000–) Connector, Battery, 6ga 50a, Gray[2cont]	1

Not available for CE machines.

Fig. 31 - Pre-Sweep Hopper Cover Group

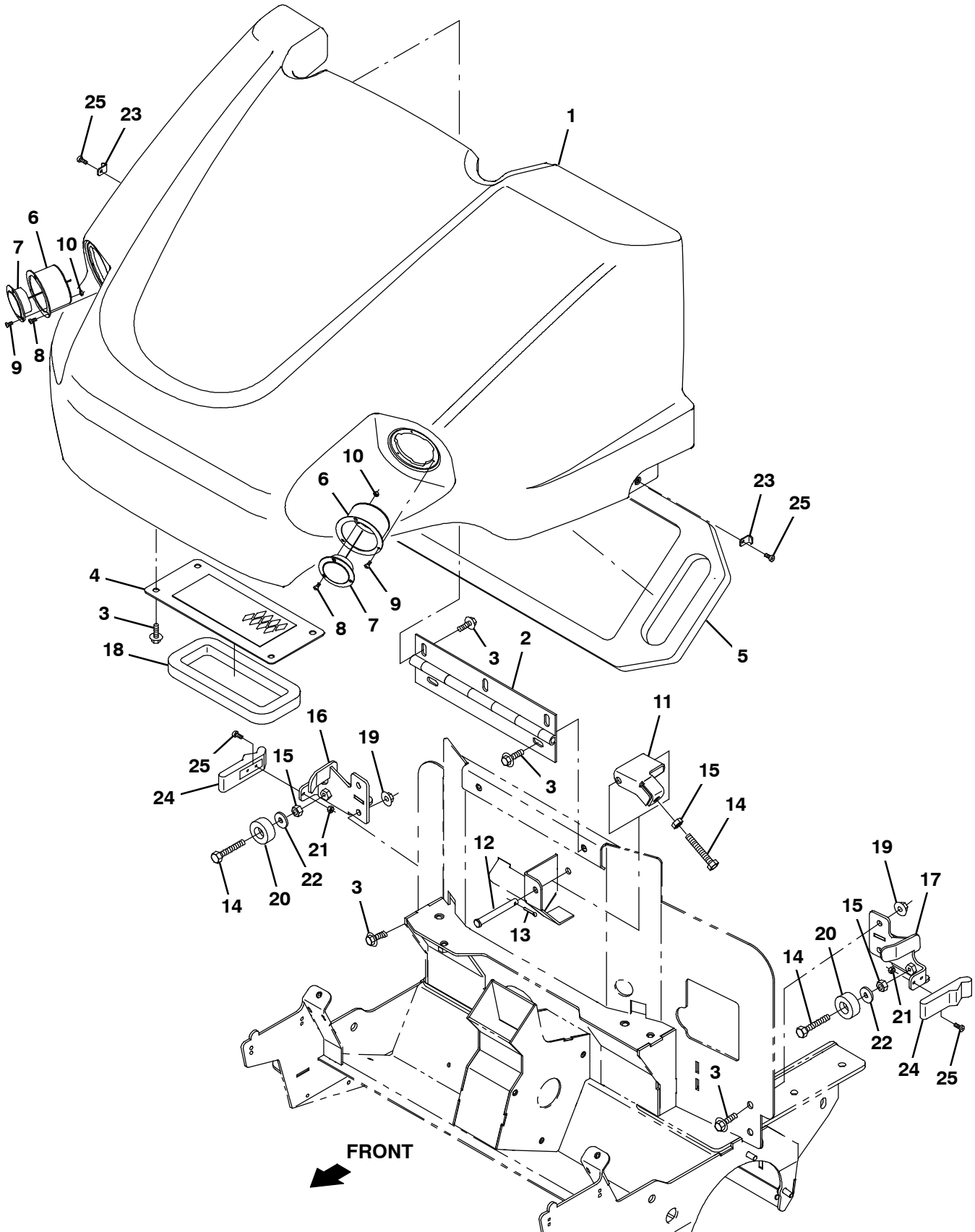


Fig. 31 - Pre-Sweep Hopper Cover Group

Ref.	Part No.	Serial Number	Description	Qty.
1	9008671	(000000-) Cover, Pre-Sweep, Afmkt [T16]	1
2	1061443	(000000-) Hinge, .38pin .12 3.5w 12.0l, 5/0.38sl	1
3	1020341	(000000-) Screw, Hex, M8 X 1.25 X 20, Ss, Sems	13
4	1058451	(000000-) Plate Wldt, Screen, Hppr	1
5	1058901	(000000-) Gasket, Box, Fltr	1
6	1060784	(000000-) Bracket Wldt, Mtg, Headlight	2
7	9008182	(000000-) Light Assy, Pre-Sweep, Afmkt	2
8	763149	(000000-) Screw, Pan, 06- X 0.38, F/ Plstc	6
9	06920	(000000-) Screw, Pan, Phl, M3 X 0.50 X 10, 4.8	6
10	579211	(000000-) Nut, Hex, Lock, M3 X 0.50, NI, Ss	6
11	1060225	(000000-) Bracket, Stop, Hinge	1
12	57598	(000000-) Pin, Clevis, 0.37d X 3.25l	1
13	08172	(000000-) Pin, Cotter, .094 X 0.50	1
14	578717	(000000-) Screw, Hex, M8 X 1.25 X 50, Fl, Ss	3
15	07786	(000000-) Nut, Hex, Std, M8 X 1	3
16	1063445	(000000-) Bracket Wldt, Mtg, Latch	1
17	1063399	(000000-) Bracket Wldt, Mtg, Latch, Cover	1
18	1058477	(000000-) Gasket, .75, 03.94w 08.58l, Adh[Nitrile]	1
19	07791	(000000-) Nut, Hex, Flng, M8 X 1.25	2
20	364614	(000000-) Bumper, Rbr, 1.5d 0.63 0.31h	2
21	02850	(000000-) Nut, Hex, Lock, M4 X 0.70, NI	2
22	1017218	(000000-) Washer, Flat, 0.32b 1.00d .12, Ss	2
23	1061135	(000000-) Bracket, Mtg, Latch, Keeper	2
24	49800	(000000-) Latch	2
25	49697	(000000-) Screw, Pan, Phl, M4 X 0.70 X 10, Ss	6

Fig. 32 - Pre-Sweep Hopper and Vacuum Fan Group

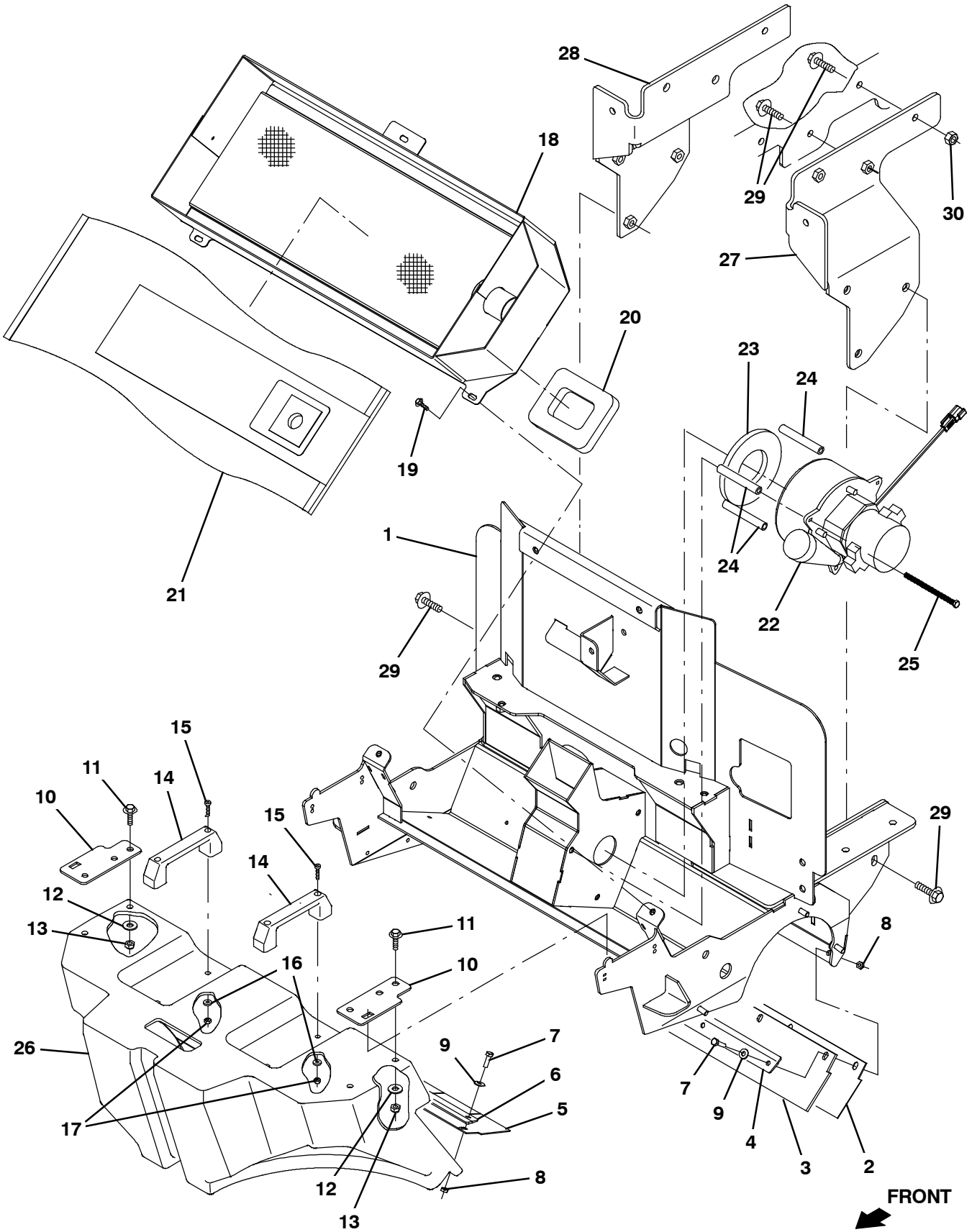


Fig. 32 - Pre-Sweep Hopper and Vacuum Fan Group

Ref.	Part No.	Serial Number	Description	Qty.	
1	1054764	(000000-) Frame Wldt, Pre-Sweep	1	
2	1054787	(000000-) Skirt, Rbr, .06, 03.36w 24.12l, 05/ Hole	1	
3	1058111	(000000-) Skirt, Neo, .18, 03.94w 24.57l, 05/ SI	1	
4	1058529	(000000-) Plate, Retainer, Skirt	1	
5	1058110	(000000-) Skirt, Rbr, .06, 04.25w 024.09l, 05/ SI	1	
6	1058529	(000000-) Plate, Retainer, Skirt	1	
7	09007	(000000-) Screw, Hex, M6 X 1.00 X 25, Ss	10	
8	08712	(000000-) Nut, Hex, Lock, M6 X 1.00, NI, Ss	10	
9	01684	(000000-) Washer, Flat, 0.27b 0.69d .05, Ss	10	
10	1060469	(000000-) Angle, Mtg, Hppr	2	
11	1037354	(000000-) Screw, Hex, M8 X 1.25 X 30, 9.8, Sems	4	
12	32491	(000000-) Washer, Flat, 0.31, Std	4	
13	08709	(000000-) Nut, Hex, Lock, M8 X 1.25, NI	4	
14	1023920	(000000-) Handle, Door	2	
15	06935	(000000-) Screw, Pan, Phl, M5 X 0.80 X 25, 4.8	4	
16	41178	(000000-) Washer, Flat, 0.25, Fendr	4	
17	06549	(000000-) Nut, Hex, Lock, M5 X 0.80, NI	4	
18	1057409	(000000-) Filterbox Wldt, Pre-Sweep	1	
19	1036892	(000000-) Screw, Hex, M6 X 1.00 X 25, 9.8, Sems	3	
20	1058695	(000000-) Gasket, .75, 03.94w 04.92l, Adh[Nitrile]	1	
21	1067452	(000000-) Bag, Vacuum, Paper [1pick=1pkg]	1	
▽	22	1056623	(000000-) Fan, Vacuum, 5.7d, 036vdc, 3 Stage	1
▲		1041772	(000000-) Brush Kit, Motor	1
▲		1041766	(000000-) Cover, Cooling Fan	1
23	10912	(000000-) Seal, Rbr, Clsd, 0.375, 5.0d 2.5h	1	
24	1042580	(000000-) Tube, 0.25id 0.52od 03.4l, Stl	3	
25	1043003	(000000-) Screw, Hex, M6 X 1.00 X 110mm, Ss	3	
26	9008670	(000000-) Hopper, Pre-Sweep, Afmkt [T16]	1	
27	1060115	(000000-) Plate, Frame, Mtg, Pre-Sweep, Lh	1	
28	1059918	(000000-) Plate, Frame, Mtg, Rh	1	
29	1037358	(000000-) Screw, Hex, M10 X 1.50 X 35, 9.8, Sems	14	
30	41430	(000000-) Nut, Hex, Lock, M10 X 1.5, NI	2	

Fig. 33 - Pre-Sweep Brush Drive Group

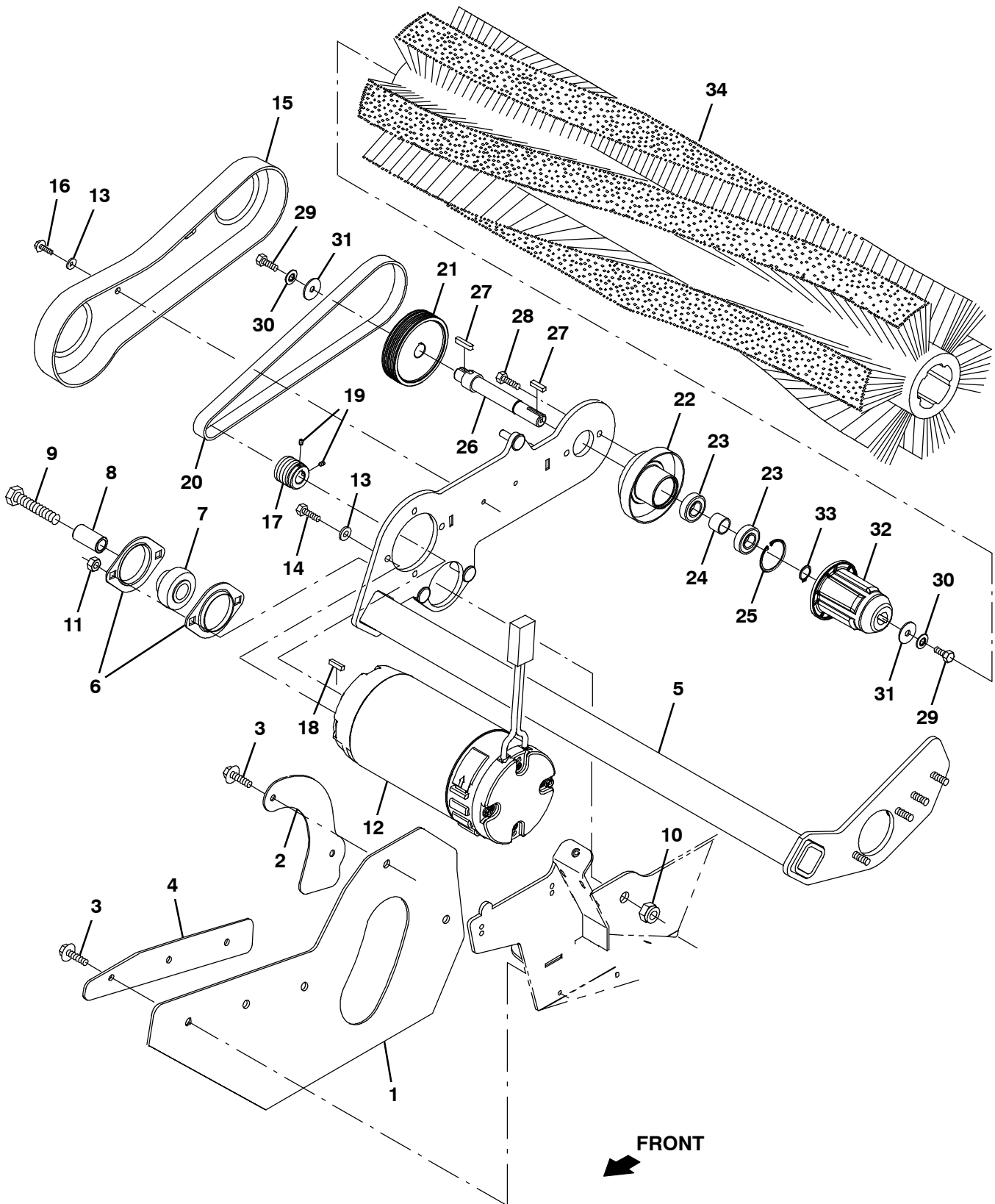


Fig. 33 - Pre-Sweep Brush Drive Group

Ref.	Part No.	Serial Number	Description	Qty.
1	1056813	(000000-) Skirt, Rbr, .12, 09.46w 18.93l, 04/ Hole	1
2	1058330	(000000-) Plate, Retainer, Skirt	1
3	361339	(000000-) Screw, Hex, M6 X 1.00 X 16, Fmg	5
4	1058329	(000000-) Plate, Retainer, Skirt	1
5	1054774	(000000-) Arm Wldt, Brush	1
6	35973	(000000-) Flange, Brg, 1.9id 2h	2
7	25887	(000000-) Bearing, W/ Collar, 0.75b 1.85d 1.06w	1
8	76392	(000000-) Tube, 0.51id 0.74od 01.4l, Stl, Pl	1
9	06972	(000000-) Screw, Hex, M12 X 1.75 X 60, 8.8	1
10	08711	(000000-) Nut, Hex, Lock, M12 X 1.75, NI	1
11	08709	(000000-) Nut, Hex, Lock, M8 X 1.25, NI	2
12	1053342	(000000-) Motor, Ele, 36vdc 1750rpm 1.00hp 22.0a	1
13	01684	(000000-) Washer, Flat, 0.27b 0.69d .05, Ss	6
14	08716	(000000-) Screw, Hex, M6 X 1.00 X 20, Ss	4
15	9008676	(000000-) Cover, Belt, Pre-Sweep, Afmkt [T16]	1
16	361339	(000000-) Screw, Hex, M6 X 1.00 X 16, Fmg	2
17	1054581	(000000-) Sheave, 07grv, 1.22pd 0.55b [Pj]	1
18	1014328	(000000-) Key, Sq, 05mm X 05mm, 25mml	1
19	222818	(000000-) Screw, Set, Soc, 08-32 X 0.25, NI	2
20	1058808	(000000-) Belt, Drive, 7grv [7pj]	1
21	1054591	(000000-) Sheave, 07grv, 03.3pd 0.63b [Pj]	1
22	1063363	(000000-) Housing Wldt, Brg, Pre-Sweep	1
23	28010	(000000-) Bearing, Ball, 0.62b 1.38d 0.43w	2
24	1055051	(000000-) Spacer, Brg	1
25	01513	(000000-) Ring, Retaining, Int,	1
26	1063326	(000000-) Shaft, Drive, Pre-Sweep, Lrg Brg	1
27	00911	(000000-) Key, Sq, 0.19 X 0.19, 0.75l	2
28	08716	(000000-) Screw, Hex, M6 X 1.00 X 20, Ss	2
29	09740	(000000-) Screw, Hex, M8 X 1.25 X 20, Ss	2
30	01685	(000000-) Washer, Flat, 0.38b 0.88d .08, Ss	2
31	41186	(000000-) Washer, Flat, Belleville, .31	2
32	12269	(000000-) Plug, Drive, Brush, Nyl	1
33	01516	(000000-) Ring, Retaining, Ext, 0.59d, Basic	1
34	80058	(000000-) Brush, Swp, 24l, 06dr, Pyp, Spl (Pre-Sweep)	1

Fig. 34 - Pre-Sweep Brush Idler Group

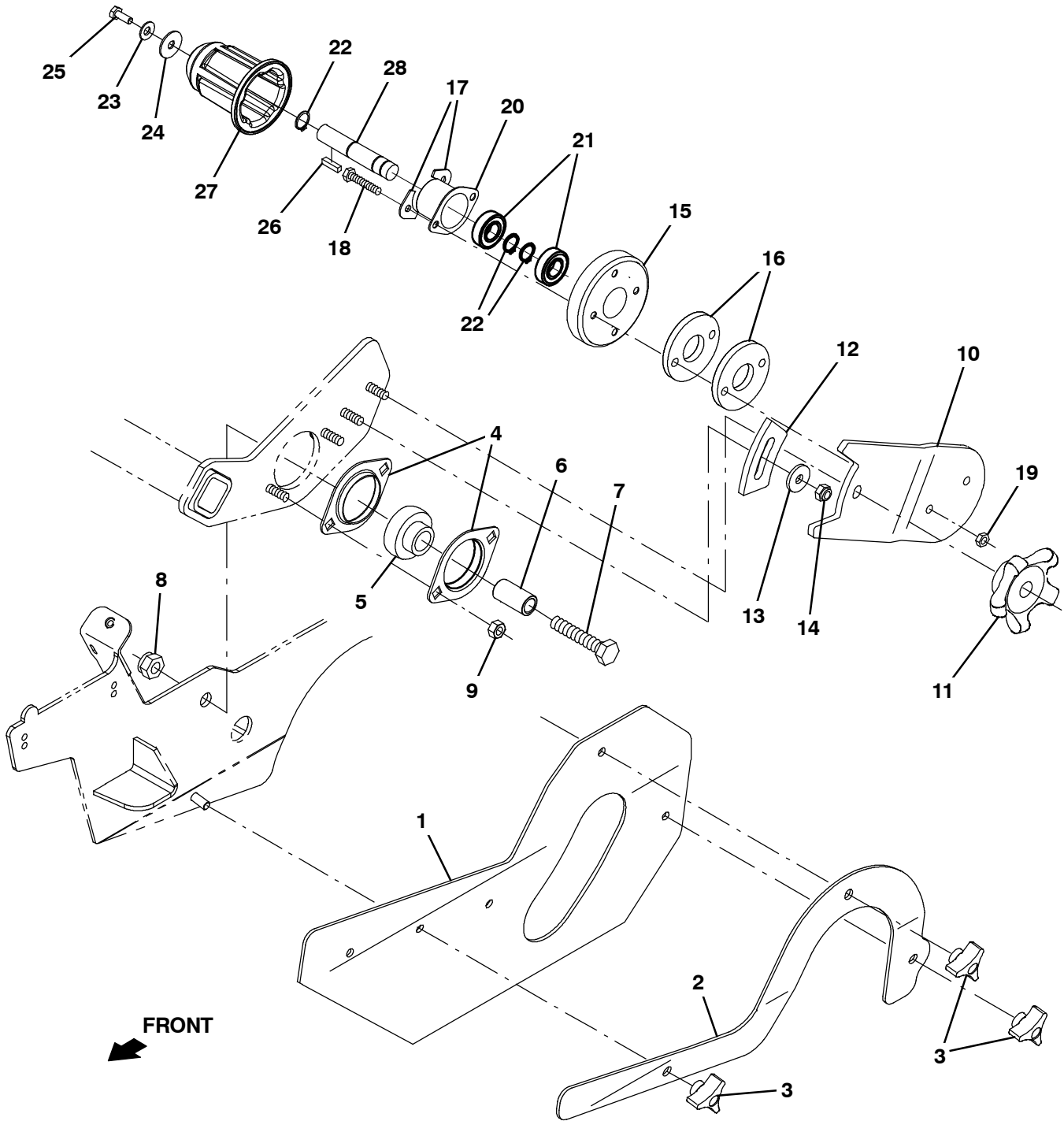


Fig. 34 - Pre-Sweep Brush Idler Group

Ref.	Part No.	Serial Number	Description	Qty.
1	1056813	(000000-) Skirt, Rbr, .12, 09.46w 18.93l, 04/ Hole	1
2	1058247	(000000-) Plate, Door, Brush	1
3	222470	(000000-) Knob, Star, 1.50d 0.88l 3ear M8x1.25 Fem	3
4	35973	(000000-) Flange, Brg, 1.9id 2h	2
5	25887	(000000-) Bearing, W/ Collar, 0.75b 1.85d 1.06w	1
6	76392	(000000-) Tube, 0.51id 0.74od 01.4l, Stl, Pl	1
7	06972	(000000-) Screw, Hex, M12 X 1.75 X 60, 8.8	1
8	08711	(000000-) Nut, Hex, Lock, M12 X 1.75, NI	1
9	08709	(000000-) Nut, Hex, Lock, M8 X 1.25, NI	2
10	1056189	(000000-) Arm, Brush, Pre-Sweep, Idler, Lh	1
11	1054948	(000000-) Knob Assy, Star, 3.21d 5ear M8	1
12	81884	(000000-) Plate, Arm, Adj	1
13	1017218	(000000-) Washer, Flat, 0.32b 1.00d .12, Ss	1
14	08713	(000000-) Nut, Hex, Lock, M8 X 1.25, NI, Ss	1
15	32720	(000000-) Shield, Plug, Drive	1
16	392215	(000000-) Spacer, Arm, Brush	2
17	32408	(000000-) Plate, Hold-Down	2
18	1040803	(000000-) Screw, Hex, M6 X 1.00 X 30mm, Ss	2
19	08708	(000000-) Nut, Hex, Lock, M6 X 1.00, NI	2
20	41362	(000000-) Housing, Flng, Brg	1
21	41360	(000000-) Bearing, Ball, 0.59b 1.26d 0.35w[2seal]	2
22	01516	(000000-) Ring, Retaining, Ext, 0.59d, Basic	3
23	397779	(000000-) Washer, Flat, 0.28b 1.00d .06, Stl, Blk	1
24	41185	(000000-) Washer, Flat, Belleville, .25	1
25	11329	(000000-) Screw, Hex, M6 X 1.00 X 16, NI, Ss	1
26	00911	(000000-) Key, Sq, 0.19 X 0.19, 0.75l	1
27	12269	(000000-) Plug, Drive, Brush, Nyl	1
28	15522	(000000-) Shaft, Idler, Brush, Main	1

Fig. 35 - Pre-Sweep Side Brush Group

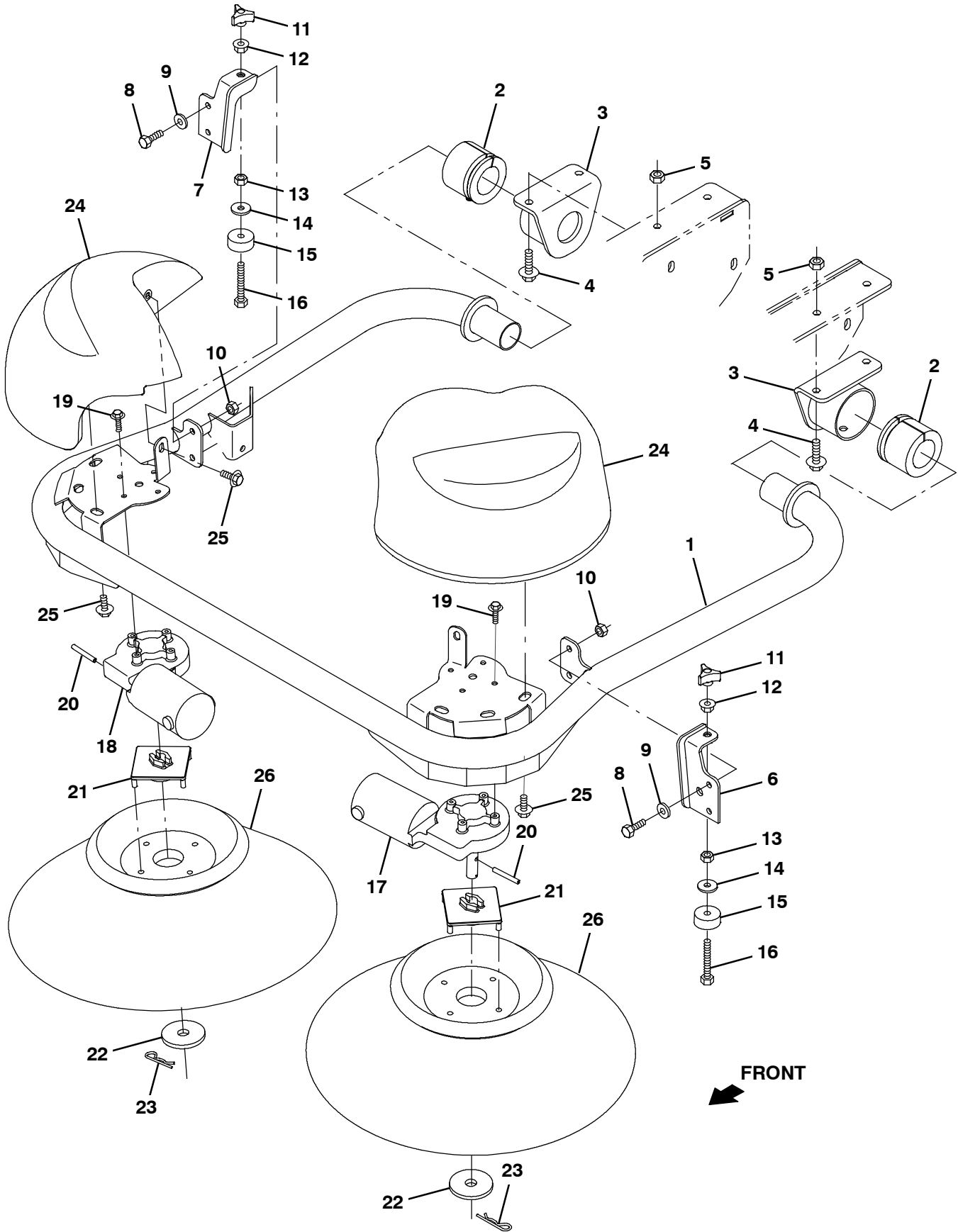


Fig. 35 - Pre-Sweep Side Brush Group

Ref.	Part No.	Serial Number	Description	Qty.	
1	1056832	(000000-) Tube Wldt, Arm, Brush, Side	1	
2	1053815	(000000-) Bushing, Flex, Ure	2	
3	1060210	(000000-) Housing Wldt, Pivot	2	
4	1037358	(000000-) Screw, Hex, M10 X 1.50 X 35, 9.8, Sems	4	
5	41430	(000000-) Nut, Hex, Lock, M10 X 1.5, NI	4	
6	1063419	(000000-) Bracket Wldt, Brush, Adj, Lh	1	
7	1063416	(000000-) Bracket Wldt, Brush, Adj, Rh	1	
8	09010	(000000-) Screw, Hex, M8 X 1.25 X 25, Ss	4	
9	01685	(000000-) Washer, Flat, 0.38B 0.88D .08, Ss	4	
10	08713	(000000-) Nut, Hex, Lock, M8 X 1.25, NI, Ss	4	
11	222470	(000000-) Knob, Star, 1.50d 0.88l 3ear M8x1.25 Fem	2	
12	07791	(000000-) Nut, Hex, Flng, M8 X 1.25	2	
13	07786	(000000-) Nut, Hex, Std, M8 X 1	2	
14	1017218	(000000-) Washer, Flat, 0.32b 1.00d .12, Ss	2	
15	364614	(000000-) Bumper, Rbr, 1.5d 0.63 0.31h	2	
16	1060394	(000000-) Screw, Hex, M8 X 1.25 X 80, 8.8, FI	2	
▽	17	1048821	(000000-) Motor, Ele, 36vdc 0.08hp 0068rpm Gear Lh	1
▲		81919	(000000-) Brush Assy, Carbon, Motor, Ele [1pc]	1
▲		80127	(000000-) Cap, Brush, Motor, Ele	2
▲		369795	(000000-) Brushholder, Motor, Ele	2
▲		369796	(000000-) Clip, Motor, Ele	2
▽	18	1048855	(000000-) Motor, Ele, 36vdc 0.08hp 0068rpm Gear Rh	1
▲		81919	(000000-) Brush Assy, Carbon, Motor, Ele [1pc]	1
▲		80127	(000000-) Cap, Brush, Motor, Ele	2
▲		369795	(000000-) Brushholder, Motor, Ele	2
▲		369796	(000000-) Clip, Motor, Ele	2
	19	1036892	(000000-) Screw, Hex, M6 X 1.00 X 25, 9.8, Sems	8
	20	11398	(000000-) Pin, Roll, .250d X 2.00l, .250/.256	2
	21	1017441	(000000-) Plate, Adapter, Brush	2
	22	1017802	(000000-) Washer, Flat, 0.66b 2.50d .19, Ss	2
	23	02942	(000000-) Pin, Hair, Cotter, 0.62d .120 Wir	2
	24	9008668	(000000-) Cover, Sba, Afmkt [T16]	2
	25	1020341	(000000-) Screw, Hex, M8 X 1.25 X 20, Ss, Sems	8
	26	87419	(000000-) Brush, Disk, Swp, 19.0d, Pyp (Pre-Sweep)	2

Fig. 36 - Pre-Sweep Brush Lift Group

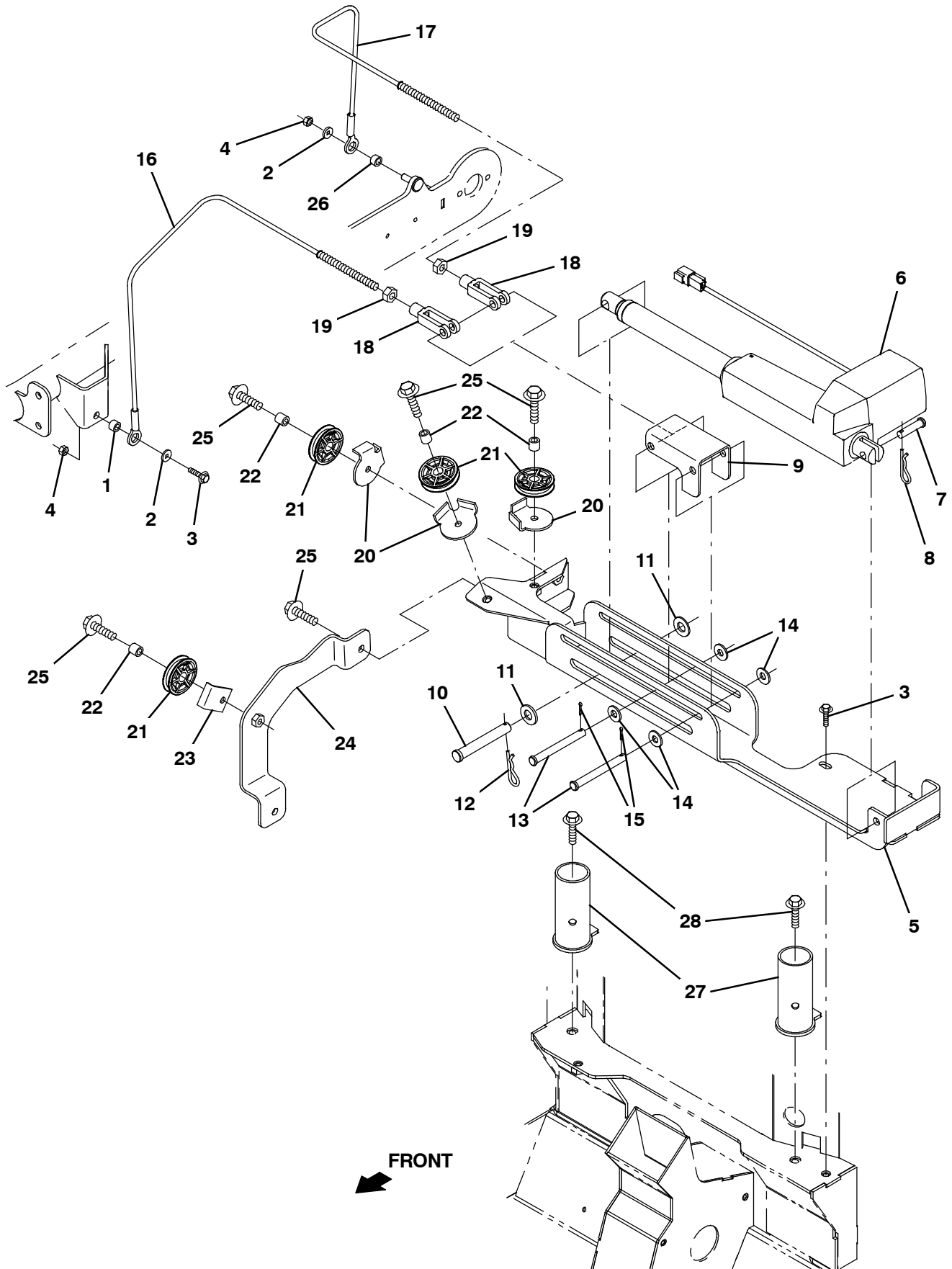


Fig. 36 - Pre-Sweep Brush Lift Group

Ref.	Part No.	Serial Number	Description	Qty.
1	222516	(000000-) Sleeve, P/M, 0.32b 0.50d 0.3l [430ss]	1
2	1017218	(000000-) Washer, Flat, 0.32b 1.00d .12, Ss	2
3	1037355	(000000-) Screw, Hex, M8 X 1.25 X 35, 9.8, Sems	3
4	08709	(000000-) Nut, Hex, Lock, M8 X 1.25, NI	2
5	1057982	(000000-) Bracket Wldt, Mtg, Actuator	1
6	1057841	(000000-) Actuator, 36vdc, 06.0strk, 0562lb	1
7	29558	(000000-) Pin, Clevis, 0.37d X 1.50l	1
8	140626	(000000-) Pin, Cotter, Hair, 0.25d .125 Wir	1
9	1059657	(000000-) Bracket, Mtg, Lift	1
10	06474A	(000000-) Pin, Clevis, 0.50d X 3.50l	1
11	32486	(000000-) Washer Flat,0.50,Sae	2
12	140626	(000000-) Pin, Cotter, Hair, 0.25d .125 Wir	1
13	57598	(000000-) Pin, Clevis, 0.37d X 3.25l	2
14	01685	(000000-) Washer, Flat, 0.38b 0.88d .08, Ss	4
15	08172	(000000-) Pin, Cotter, .094 X 0.50	2
16	1057907	(000000-) Cable, Glv .13d 021.2l .50eye / M10	1
17	1057915	(000000-) Cable, Glv .13d 026.5l .50eye / M10	1
18	12267	(000000-) Clevis, Adj, 0.38pin, M10x1.5	2
19	07787	(000000-) Nut, Hex, Std, M10 X 1.50, Ss	2
20	1060348	(000000-) Bracket, Keeper, Cable	3
21	369781	(000000-) Pulley, Cable, 1.5d Nyl	4
22	222460	(000000-) Sleeve, P/M, 0.32b 0.50d 0.5l [430ss]	4
23	54400	(000000-) Bracket, Angle, Keeper, Cable	1
24	1063542	(000000-) Bracket, Mtg, Cable	1
25	1037355	(000000-) Screw, Hex, M8 X 1.25 X 35, 9.8, Sems	6
26	360801	(000000-) Sleeve, 0.32b 0.50d 0.3l, 2cham, Ss	1
27	1059027	(000000-) Bracket Wldt, Mtg, Ohg	2
28	1037358	(000000-) Screw, Hex, M10 X 1.50 X 35, 9.8, Sems	2

Fig. 37 - Pre-Sweep Electrical Group

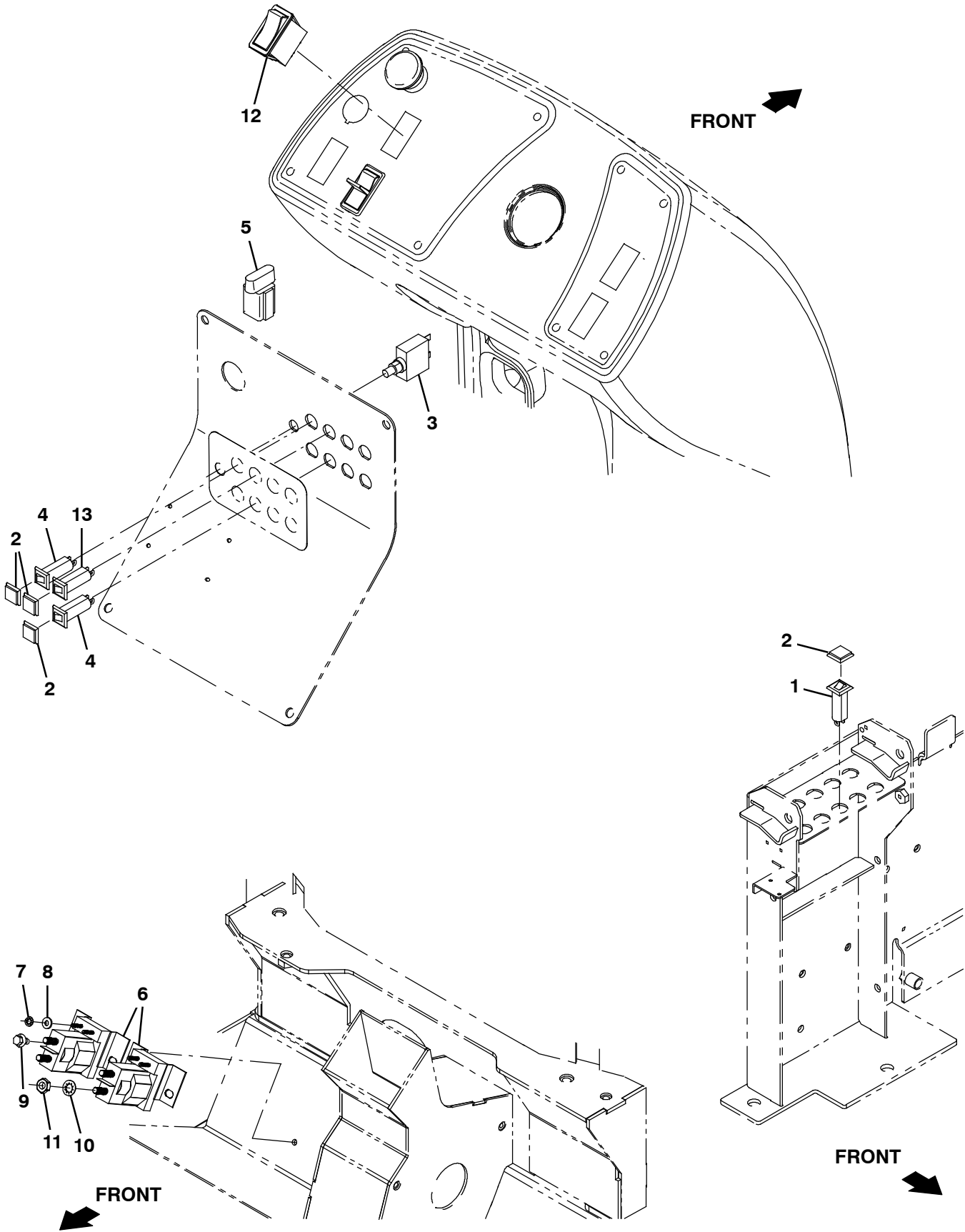


Fig. 37 - Pre-Sweep Electrical Group

Ref.	Part No.	Serial Number	Description	Qty.
1	1064189	(000000-) Circuitbreaker, 20.0a, Resetable	1
2	1064191	(000000-) Boot, Circuitbreaker	4
3	383724	(000000-) Circuitbreaker, 25.0a, Resetable	1
4	1064188	(000000-) Circuitbreaker, 15.0a, Resetable	2
5	1056982	(000000-) Diode, Ele, Plug	6
6	386810	(000000-) Contactor, 36vdc, 100a, Sp, No	2
7	19065	(000000-) Washer, Flat, 0.19b 0.44d .05, Pl, 08	4
8	32980	(000000-) Washer, Lock, Int, 10	4
9	222158	(000000-) Screw, Hex, M6 X 1.00 X 10, Fmg	4
10	32984	(000000-) Washer, Lock, Int, 0.31	4
11	20170	(000000-) Nut, Hex, Jam, .31-24	4
12	377084	(000000-) Switch, Rocker, Prgrsv	1
13	1064184	(000000-) Circuitbreaker, 02.5a, Resetable	1

Fig. 38 - Pre-Sweep Wire Harness Group

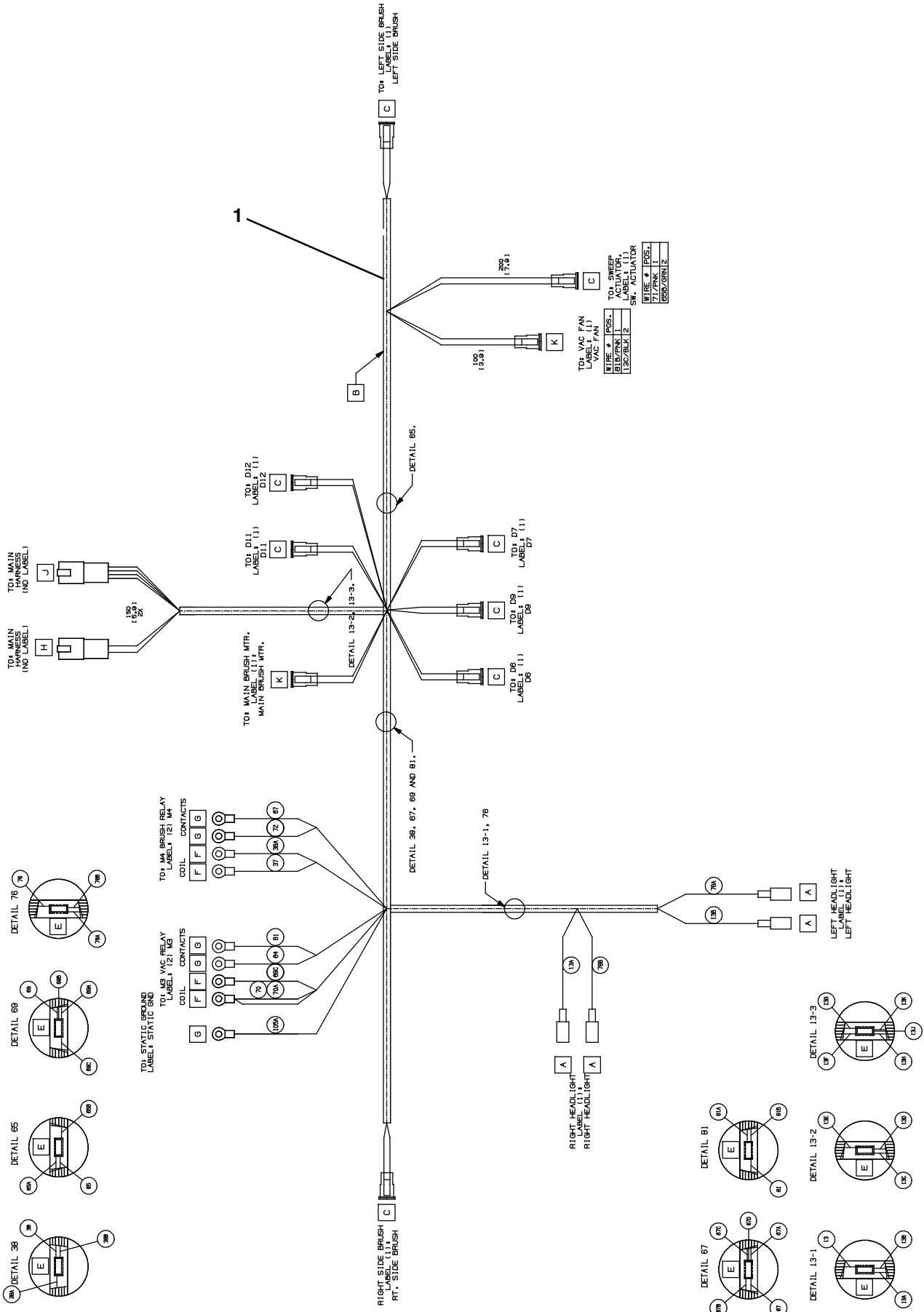


Fig. 38 - Pre-Sweep Wire Harness Group

Ref.	Part No.	Serial Number	Description	Qty.
1	1056980	(000000-) Harness, Swpr [T16]	1

Fig. 39 - Documentation Group

CE

Ref.	Part No.	Serial Number	Description	Qty.
	9008332	(0000-) Manual, Parts [T16 Ele,En,Ce]	1
	9008149	(0000-) Manual, Service Info [T16 Ele, En]	1
	9008308	(0000-) Manual, Oprtr [T16 Ele,En,Ce]	1
	9008320	(0000-) Manual, Oprtr [T16 Ele,Cz,Ce]	1
	9008309	(0000-) Manual, Oprtr [T16 Ele,De,Ce]	1
	9008315	(0000-) Manual, Oprtr [T16 Ele,Dk,Ce]	1
	9008312	(0000-) Manual, Oprtr [T16 Ele,Es,Ce]	1
	9008317	(0000-) Manual, Oprtr [T16 Ele,Fi,Ce]	1
	9008310	(0000-) Manual, Oprtr [T16 Ele,Fr,Ce]	1
	9008322	(0000-) Manual, Oprtr [T16 Ele,Gr,Ce]	1
	9008321	(0000-) Manual, Oprtr [T16 Ele,Hu,Ce]	1
	9008313	(0000-) Manual, Oprtr [T16 Ele,It,Ce]	1
	9008311	(0000-) Manual, Oprtr [T16 Ele,NI,Ce]	1
	9008316	(0000-) Manual, Oprtr [T16 Ele,No,Ce]	1
	9008319	(0000-) Manual, Oprtr [T16 Ele,PI,Ce]	1
	9008318	(0000-) Manual, Oprtr [T16 Ele,Ptg,Ce]	1
	9008323	(0000-) Manual, Oprtr [T16 Ele,Ru,Ce]	1
	9008314	(0000-) Manual, Oprtr [T16 Ele,Se,Ce]	1
	9008324	(0000-) Manual, Oprtr [T16 Ele,Tr,Ce]	1
	9008329	(0000-) Manual, Oprtr [T16 Ele,Ee,Ce]	1
	9008327	(0000-) Manual, Oprtr [T16 Ele,Lv,Ce]	1
	9008328	(0000-) Manual, Oprtr [T16 Ele,Lt,Ce]	1
	9008325	(0000-) Manual, Oprtr [T16 Ele,Sk,Ce]	1
	9008326	(0000-) Manual, Oprtr [T16 Ele,Si,Ce]	1
	9008330	(0000-) Manual, Oprtr [T16 Ele,Bg,Ce]	1
	9008331	(0000-) Manual, Oprtr [T16 Ele,Ro,Ce]	1

SECTION 4

Contents	Page
Fig. 1 – Steering Control Breakdown, 1053418 . .	4-2
Fig. 2 – Drive Wheel Breakdown, 1055257	4-4
Fig. 3 – ec-H2O Solution Pump Breakdown, 1005866	4-5
Fig. 4 – ec-H2O Module Assembly Breakdown, 9006270	4-6
Fig. 5 – Instrument Panel Breakdown, 1056413 .	4-8
Fig. 6 – FaST Injector Assembly Breakdown, 9003909	4-10
Fig. 7 – Accelerator and Brake Pedal Assembly Breakdown, 1051837	4-11
Fig. 8 – Metering Solution Pump Breakdown, 386364	4-12

Fig. 1 – Steering Control Breakdown, 1053418

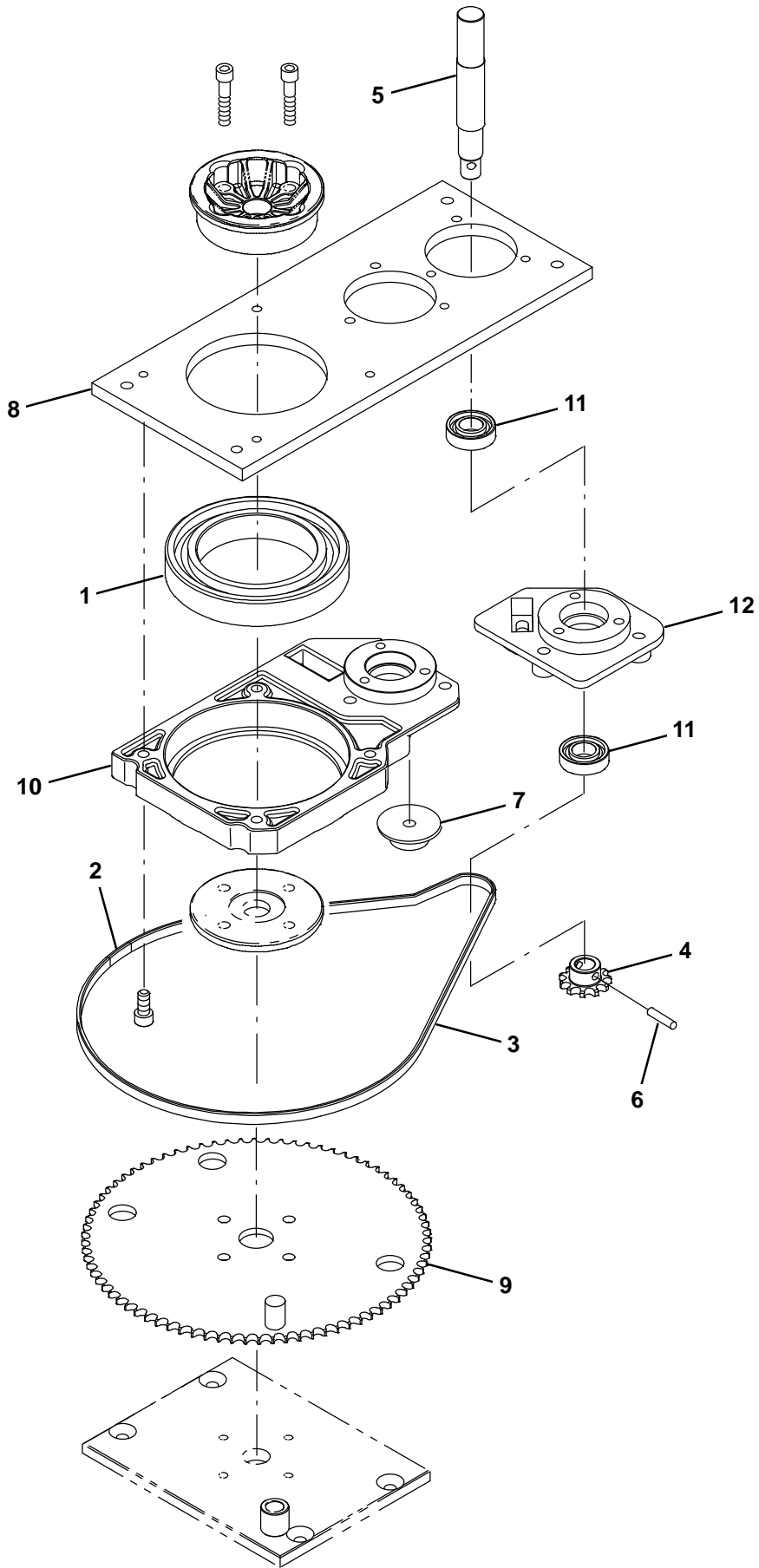
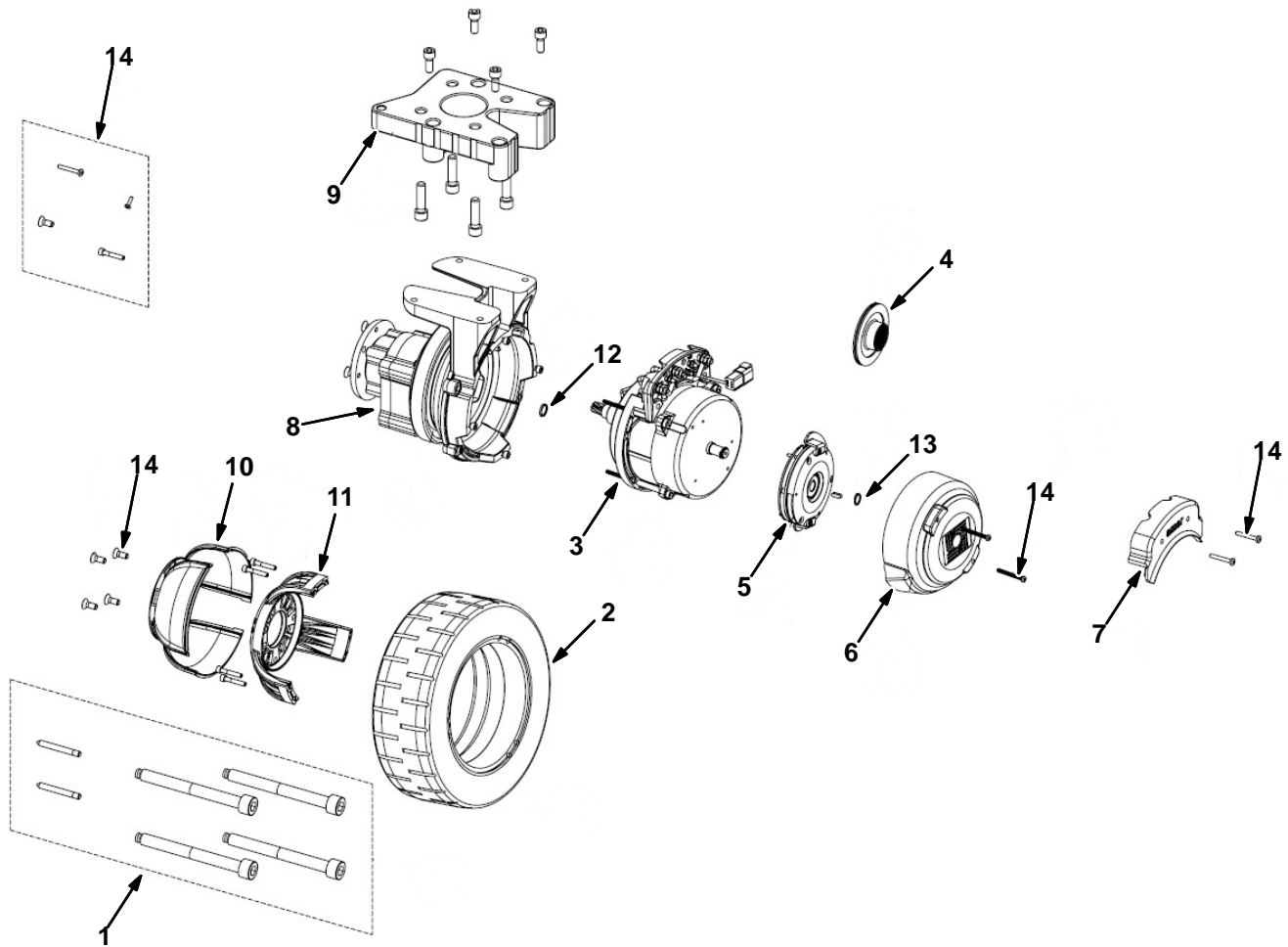


Fig. 1 – Steering Control Breakdown, 1053418

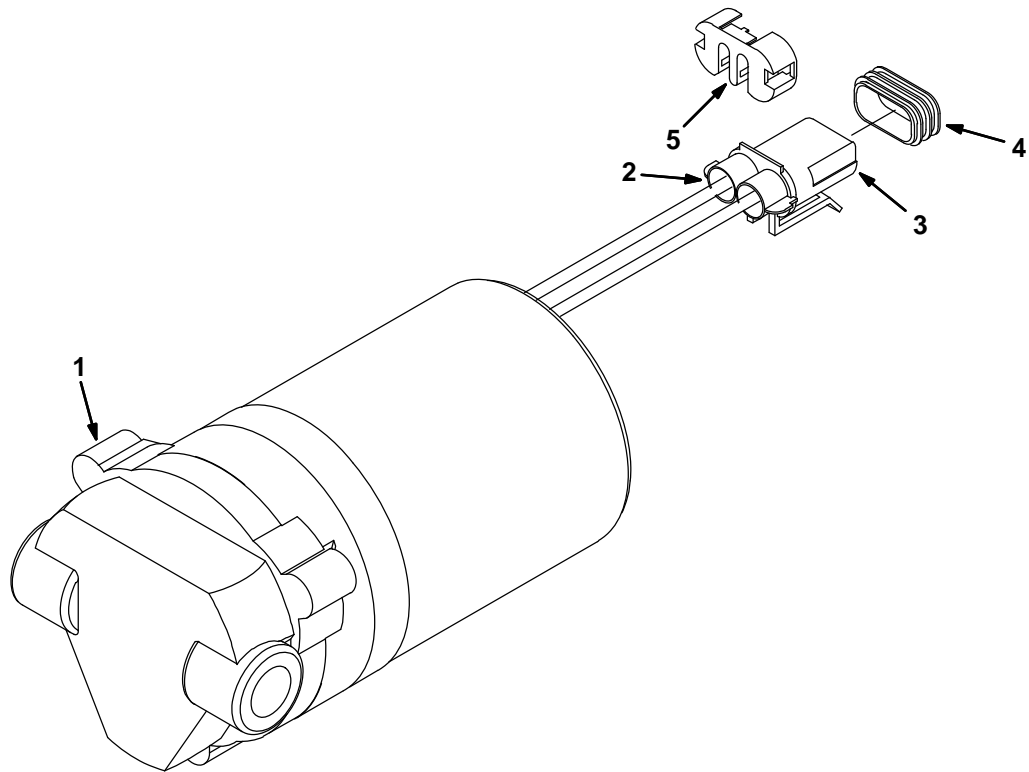
	Ref.	Part No.	Serial Number	Description	Qty.
▽		1053418	(0000–) Steer–Control Assy, Wheel Drive	1
▲	1	372874	(0000–) Bearing, Steering	1
▲	2	9008675	(0000–) Chain, Steering [T16]	1
▲	3	372876	(0000–) Link, Master	1
▲	4	372881	(0000–) Sprocket	1
▲	5	9008709	(0000–) Shaft, Steering	1
▲	6	1038313	(0000–) Pin, Roll, 06mm X 28mmI[T7/Ssrsteer]	1
▲	7	1043371	(0000–) Pulley, Tens [T7/R14 Steering Assy]	1
▲	8	9008716	(0000–) Plate	1
▲	9	9008717	(0000–) Sprocket	1
▲	10	9008718	(0000–) Casting, Aluminum	1
▲	11	9008719	(0000–) Bearing [6003 2rs]	2
▲	12	9008720	(0000–) Casting, Aluminum	1

Fig. 2 – Drive Wheel Breakdown, 1055257



Ref.	Part No.	Serial Number	Description	Qty.
▽	1055257	(0000–) Wheel Assy, Drive	1
▲	1	9008544	(0000–) Tire Kit, Puller	1
▲	2	9008545	(0000–) Wheel, Pyu, [300x100 Red]	1
▲	3	9008546	(0000–) Motor Assy, Ac, Drive, Complt	1
▲	4	9008547	(0000–) Brake, Rotor	1
▲	5	9008548	(0000–) Brake, W/Lever, Complt	1
▲	6	9008549	(0000–) Cover, Motor	1
▲	7	9008550	(0000–) Cover, Box, Connector	1
▲	8	9008551	(0000–) Bearing, Ball [91962 2rs]	1
▲	9	9008552	(0000–) Spacer, Alm	1
▲	10	9008553	(0000–) Cover, Plstc, Hub, Alm	1
▲	11	9008554	(0000–) Hub, Alm	1
▲	12	9008555	(0000–) Ring, Seal	1
▲	13	9008556	(0000–) Ring, Retaining	1
▲	14	9008557	(0000–) Screw Kit	1

Fig. 3 – ec-H2O Solution Pump Breakdown, 1005866



- ALL

Ref.	Part No.	Serial Number	Description	Qty.	
▽	1005866	(0000-) Pump, Soltn, Ele, 36vdc	1	
▲	1	391433	(0000-) Head Kit, Pump, Water, Repair	1
▲	2	78950	(0000-) Connector, Fem, 2cav, Mp280 Sealed	1
▲	3	78951	(0000-) Terminal, Fem, Mp280, Sealed, 18-16ga	1
▲	4	10917	(0000-) Seal, Wire, 14/16ga [Wp / Mp280 Sealed]	1
▲	5	78952	(0000-) Lock, Secondary, 2cav, Mp280 Sealed	1

Fig. 4 – ec-H2O Module Assembly Breakdown, 9006270

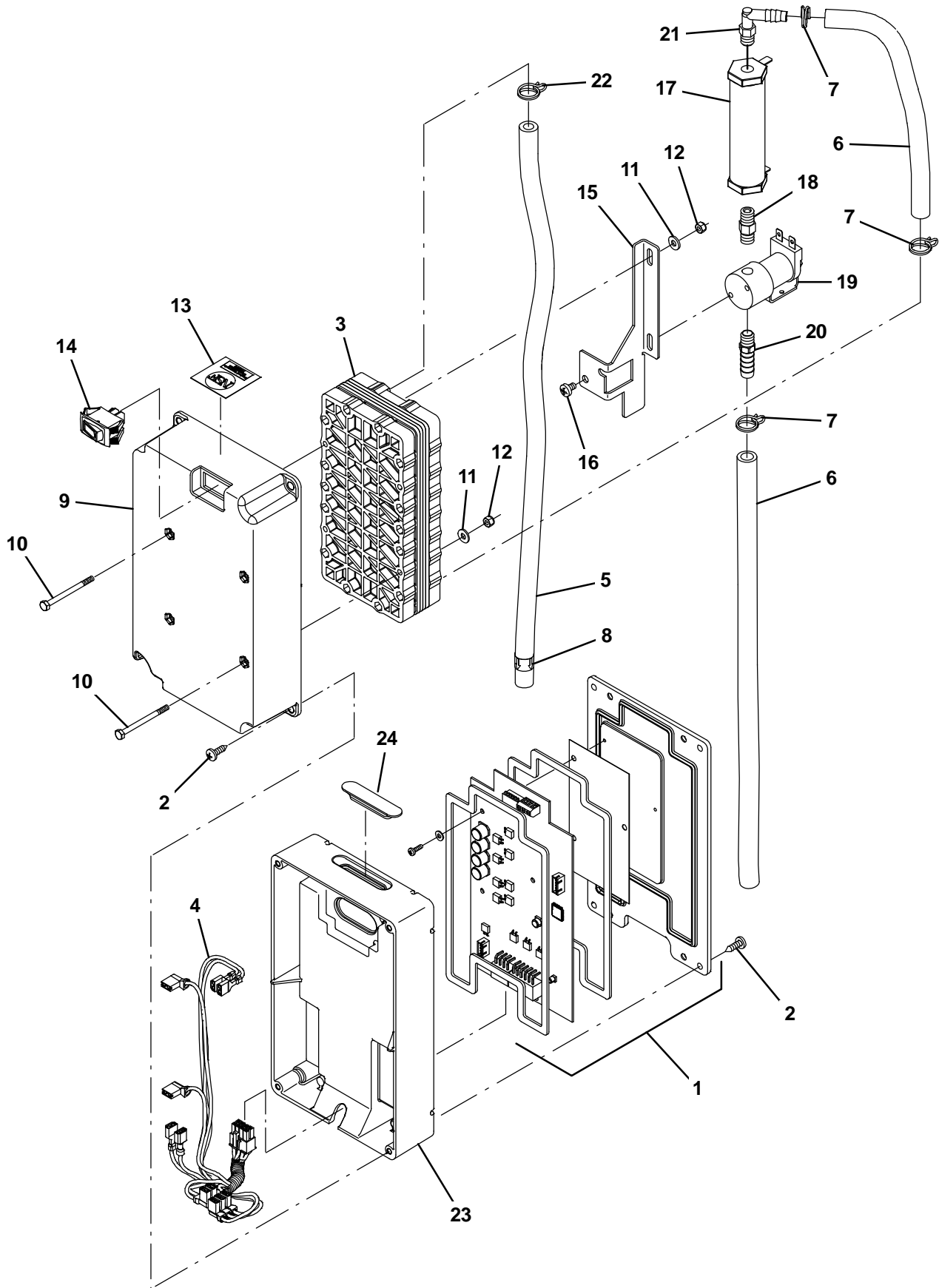


Fig. 4 – ec-H2O Module Assembly Breakdown, 9006270

Ref.	Part No.	Serial Number	Description	Qty.
▽	9006270	(0000–) Module Kit, Replmt [Ec-H2o]	1
▲	1 9006159	(0000–) Controller Kit, Replmt [Ec-H2o]	1
▲	2 1018155	(0000–) Screw, Pan, Phl, M5 X 0.80 X 16, Tcut,Ss	8
▲▽	9006325	(0000–) Ec-H2o Kit [Module C, Plumbing]	1
▲▲	3 1050767	(0000–) Electrode, 5 Plate, High Flow	1
▲▲	4 1049489	(0000–) Harness, Main,Controlboard[Ec-H2o 5cell]	1
▲▲	5 1014971	(0000–) Hose, Afmkt, Pvc, Brd, 0.38id, 01ft, Clr	1
▲▲	6 9006268	(0000–) Hose, Pvc, Brd, 0.31id 0.53od, 2ft, Clr	1
▲▲	7 1053464	(0000–) Clamp, Hose, Wir, .52 – .56, Yel	3
▲▲	8 1049637	(0000–) Label, Direction [Ec-H2o]	1
▲▲	9 1051519	(0000–) Housing, Upper, Module, High Flow	1
▲▲	10 32509	(0000–) Screw, Hex, M4 X 0.70 X 50, Ss	4
▲▲	11 41579	(0000–) Washer, Flat, 08, Ss	4
▲▲	12 33932	(0000–) Nut, Hex, Lock, M4 X 0.70, NI, Ss	4
▲▲	13 1046041	(0000–) Label, Module [Nsf, Ec-H2o]	1
▲▲	14 1044393	(0000–) Switch, Rocker, Spst, Mom	1
▲▲	15 1048741	(0000–) Bracket, Valve, Large	1
▲▲	16 578856	(0000–) Screw, Flt, Phl, 10-32 X 0.31	2
▲▲	17 1038159	(0000–) Electrode, Cylindrical	1
▲▲	18 1045030	(0000–) Fitting, Brs, Str, Pm02/Pm02	1
▲▲	19 1048643	(0000–) Valve, Solenoid, 0.25" Orifice, 24vdc	1
▲▲	20 1005375	(0000–) Fitting, Plstc, Str, Bm06/Pm02, Nyl	1
▲▲	21 1051268	(0000–) Fitting, Plstc, E90, Bm05/Pm02, Nyl	1
▲▲	22 607775	(0000–) Clamp, Hose, Wir, .63 – .66, Blk	1
▲	23 1037032	(0000–) Housing, Bottom	1
▲	24 1050431	(0000–) Grommet, Blind	1

Fig. 5 – Instrument Panel Breakdown, 1056413

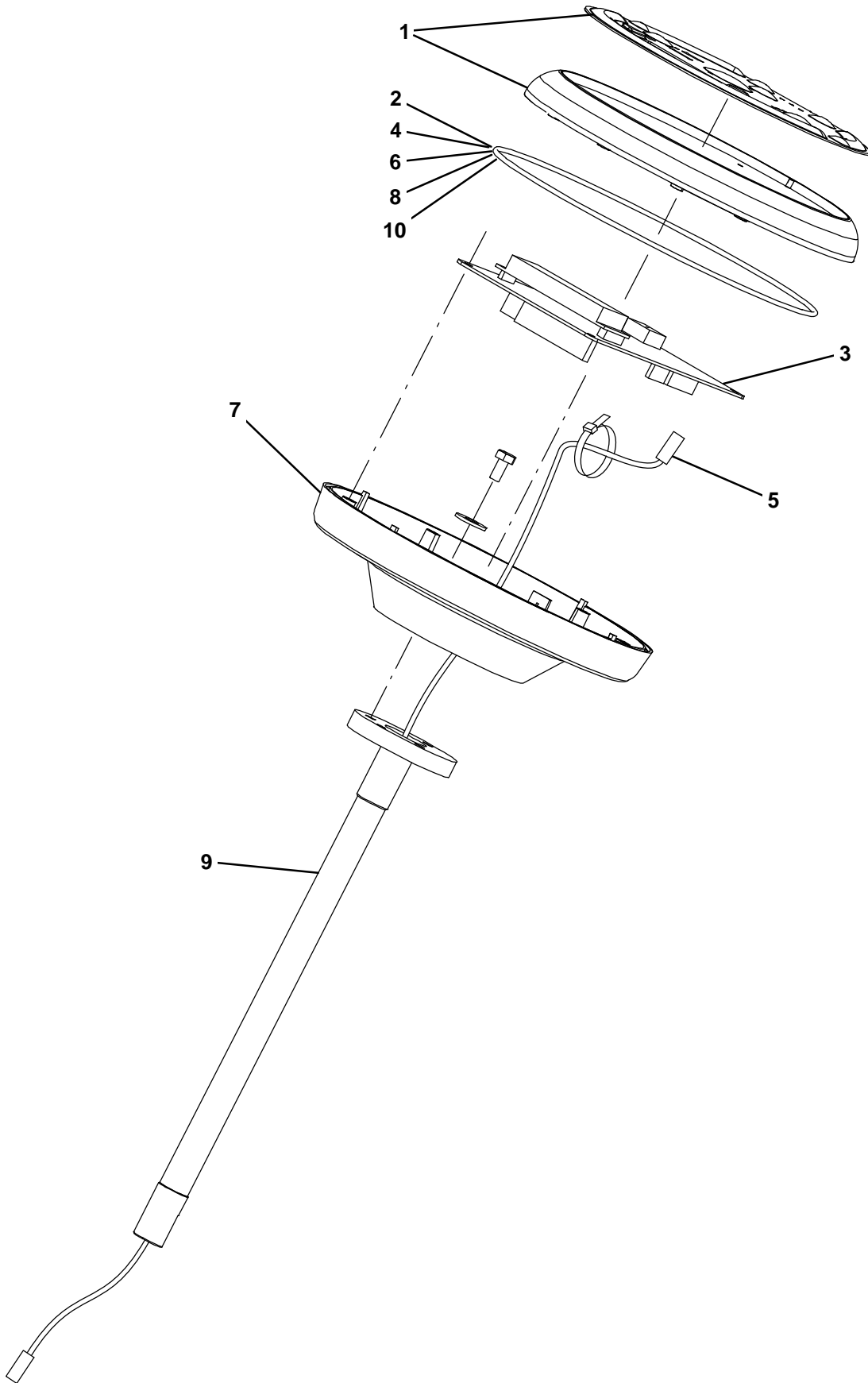
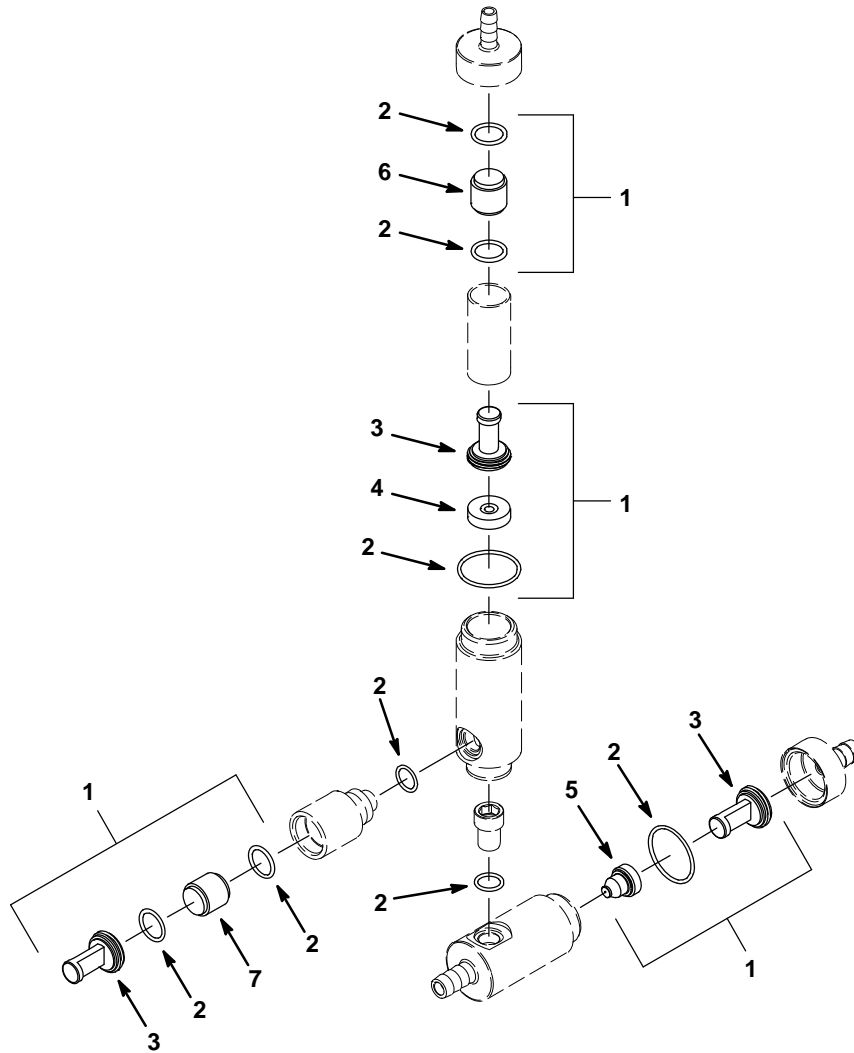


Fig. 5 – Instrument Panel Breakdown, 1056413

Ref.	Part No.	Serial Number	Description	Qty.
▽	1056413	(0000–) Panel Assy, Console, Instmt	1
▲▽	1 9007964	(0000–) Panel Assy Kit, Console, Top, Ci	1
▲▲	2 1060104	(0000–) Seal, Org, .103 X 07.73id	1
▲▽	3 9007965	(0000–) Circuitboard Kit, Interface, Ci	1
▲▲	4 1060104	(0000–) Seal, Org, .103 X 07.73id	1
▲▽	5 9007966	(0000–) Harness Kit, Wire, Instmt Panel, Ci	1
▲▲	6 1060104	(0000–) Seal, Org, .103 X 07.73id	1
▲▽	7 9007967	(0000–) Panel Kit, Console, Bottom, Ci	1
▲▲	8 1060104	(0000–) Seal, Org, .103 X 07.73id	1
▲▽	9 9007968	(0000–) Tube Wldt Kit, Console, Instmt, Ci	1
▲▲	10 1060104	(0000–) Seal, Org, .103 X 07.73id	1

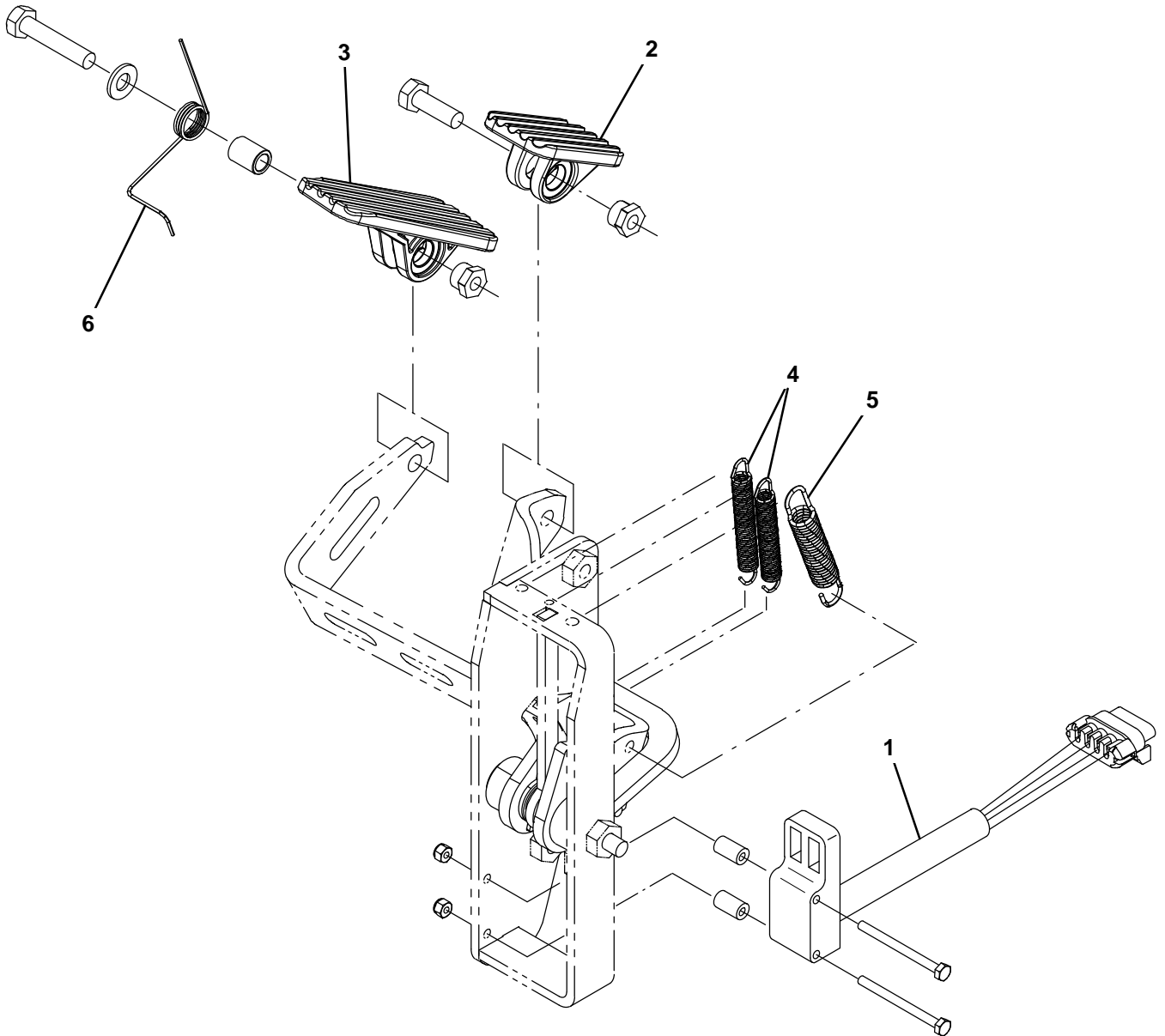
Fig. 6 – FaST Injector Assembly Breakdown, 9003909



354649

Ref.	Part No.	Serial Number	Description	Qty.
▽	9003909	(0000–) FaST Kit, Injector, Ci[T7/Ssr FaST li+]	1
▲▽	1 9003010	(0000–) FaST Kit, Ci [Inj Reblid, T7/Ssr, li+]	1
▲▲	2 9003008	(0000–) FaST Kit, Ci, Injector Seals [FaST li+]	1
▲▲	3 9003009	(0000–) FaST Kit, Ci, Injector Filters[FaST li+]	1
▲▲	4 1039982	(0000–) Plate Assy, Orifice, 0.008id, Orange	1
▲▲	5 1039990	(0000–) Plug, Orifice, 0.041, Ss [FaST li+]	1
▲▲	6 1030444	(0000–) Valve, Check, 0002psi [FaST li+]	1
▲▲	7 1030441	(0000–) Valve, Check, 0005psi [FaST li+]	1

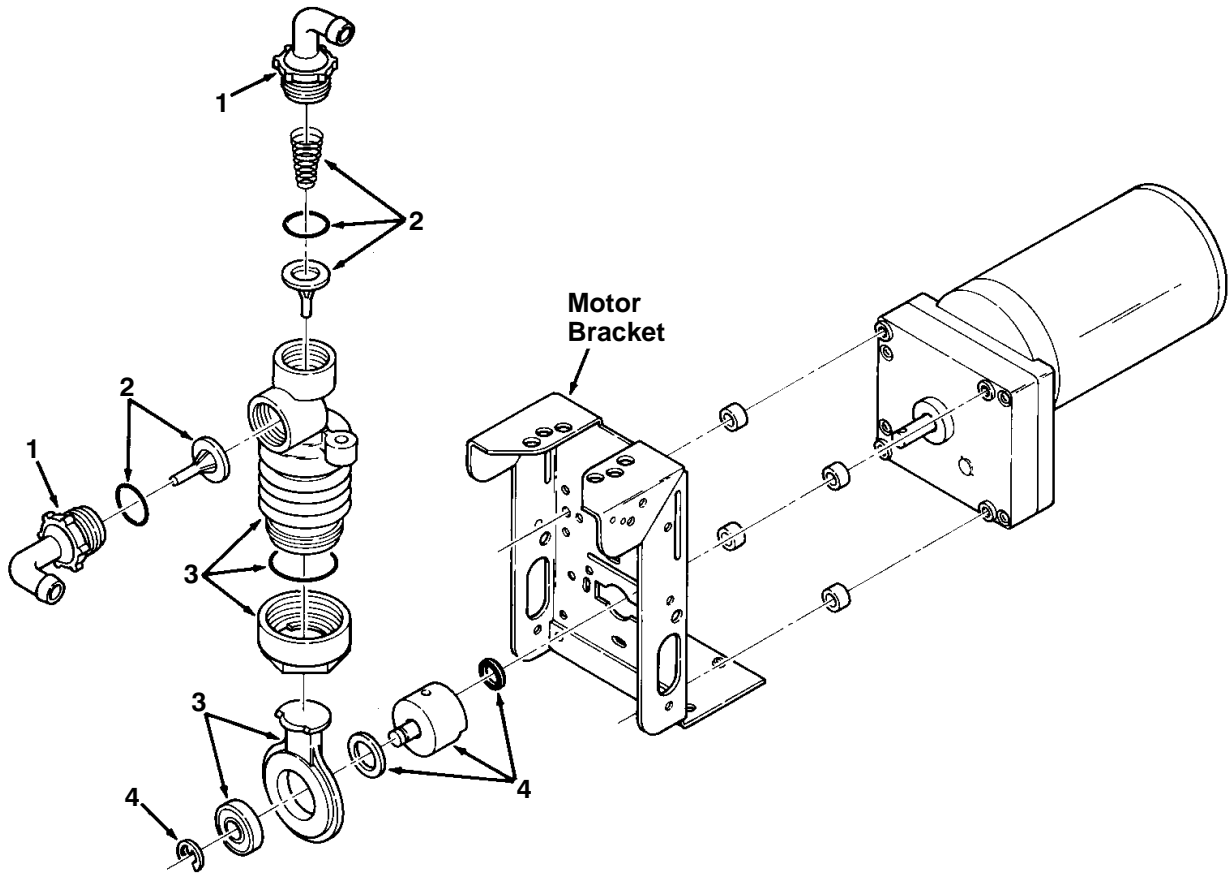
Fig. 7 – Accelerator and Brake Pedal Assembly Breakdown, 1051837



356189

Ref.	Part No.	Serial Number	Description	Qty.
▽	1051837	(0000–) Pedal Assy, Accelerator, Brake	1
▲	1	1058687	(0000–) Sensor, Position [Hall]	1
▲	2	1014548	(0000–) Pedal, Brake, W/ Tread	1
▲	3	1051836	(0000–) Pedal, Propel, W/ Tread	1
▲	4	1061049	(0000–) Spring, Extn, 0.35od 0.05wir 02.8l	2
▲	5	1031716	(0000–) Spring, Extn, 0.50od 0.07wir 03.0l	1
▲	6	1064665	(0000–) Spring, Tors, 0.55id .05wir 04.0coil	1

Fig. 8 – Metering Solution Pump Breakdown, 386364



00112

Ref.	Part No.	Serial Number	Description	Qty.
▽	386364	(0000–) Pump, Metering Solution	1
▲	1 63923	(0000–) Connector Kit, Tubing	1
▲	2 21659	(0000–) Valve Kit, Pump	1
▲	3 21661	(0000–) Replacement Kit, Bellows	1
▲	4 02430	(0000–) Crank Replacement Kit	1

SECTION 5

CONTENTS	PAGE
PART NUMBER TO PAGE NUMBER CROSS REFERENCE LIST	5-2
PART DESCRIPTION TO PAGE NUMBER CROSS REFERENCE LIST	5-7

CROSS REFERENCE

PART NUMBER TO PAGE NUMBER CROSS REFERENCE LIST

Part Number	Page Number	Part Number	Page Number	Part Number	Page Number
00911	2-27, 3-59, 3-61	08716	2-7, 2-19, 2-23, 2-35,	1017218	2-7, 2-21, 2-23, 2-27,
00912	2-11		3-29, 3-59		2-33, 2-35, 2-37, 2-39,
00928	2-23, 3-37	08875	3-48		2-41, 3-29, 3-55, 3-61,
01335	3-33	09005	3-31		3-63, 3-65
01513	2-27, 3-59	09007	3-23, 3-57	1017368	2-5
01516	3-59, 3-61	09010	2-7, 2-23, 2-27, 2-33,	1017441	3-63
01683	2-37, 3-9, 3-11, 3-13,		2-37, 2-39, 3-25, 3-35,	1017802	3-63
	3-19, 3-23, 3-25, 3-31,		3-39, 3-63	1017957	2-5
	3-41	09011	2-39, 3-39	1018151	2-39
01684	2-3, 2-5, 2-7, 2-9,	09023	3-35, 3-39	1018155	4-7
	2-19, 2-23, 2-27, 3-11,	09028	2-19, 2-21, 3-7, 3-39,	1019242	3-52, 3-53
	3-57, 3-59		3-43	1019285	2-33
01685	2-7, 2-9, 2-23, 2-27,	09029	2-25	1020168	2-7, 2-9, 2-15, 2-21,
	3-9, 3-25, 3-35, 3-37,	09030	3-5		2-25
	3-39, 3-59, 3-63, 3-65	09088	2-29, 2-31	1020174	2-25
01686	2-19, 2-21, 2-29, 2-31,	09146	3-11	1020341	2-7, 2-9, 2-27, 2-33,
	2-39, 3-7, 3-37, 3-43	09162	2-11		2-37, 2-39, 2-51, 3-5,
01754	2-15, 3-11	09198	2-3		3-9, 3-11, 3-17, 3-23,
01760	2-9, 3-39, 3-47	09200	2-25, 3-11, 3-13, 3-19		3-25, 3-31, 3-37, 3-41,
02076	2-19	09252	3-9		3-47, 3-55, 3-63
02430	4-12	09291	2-29, 2-31, 3-37	1022671	3-33
02850	2-9, 3-55	09570	2-11, 2-19	1022846	2-29, 2-31
02892	3-33	09737	2-33	1023920	3-57
02942	2-21, 3-35, 3-63	09738	2-37	1024977	3-9
03192	3-5	09739	2-25, 3-9, 3-11, 3-23,	1025736	3-47
03193	2-7		3-31, 3-41	1027290	2-37
04051	2-11	09740	2-7, 2-13, 2-27, 2-33,	1027798	2-51
04375	2-11		2-35, 2-37, 3-29, 3-59	1027800	2-51
04417	2-21	09741	2-25	1027976	3-31
04846	2-11	09767	2-21	1028581	3-13, 3-19
05134	3-23	1002898	3-17	1030441	4-10
06415	2-29, 2-31	1002899	3-17	1030444	4-10
06474A	3-65	1005375	4-7	1031665	3-43
06549	2-9, 2-51, 3-57	1005435	3-17	1031716	4-11
06920	3-55	1005630	3-11, 3-41	1036892	3-57, 3-63
06922	2-15	1005866	3-11, 4-5	1037032	4-7
06926	2-9	1006400	3-11, 3-13	1037346	2-7, 2-13, 3-11, 3-17,
06927	2-9	1007705	3-35		3-39
06933	2-51	1011170	3-11	1037354	3-7, 3-57
06935	3-57	1011403	3-41	1037355	2-15, 3-65
06942	2-17, 3-21, 3-27	1011412	3-31	1037358	2-11, 3-57, 3-63, 3-65
06943	2-9, 3-31	1011735	2-13	1037822	1-1, 2-33
06959	2-7	1011895	3-11, 3-17	1038159	4-7
06961	2-11	10120	2-29, 2-31	1038313	4-3
06965	3-9	1013821	3-37	1039982	4-10
06972	3-59, 3-61	1014328	2-27, 3-59	1039990	4-10
07786	2-41, 3-55, 3-63	1014548	4-11	1040318	3-19
07787	3-65	1014971	3-11, 3-13, 3-17, 3-19,	1040803	3-61
07790	3-43		4-7	1040868	3-14
07791	2-7, 2-11, 2-23, 3-55,	1014974	3-11, 3-17, 3-19, 3-25	1041464	3-50
	3-63	1014976	3-11, 3-13, 3-19, 3-25,	1041467	3-51
			3-41	1041697	3-49
08172	3-55, 3-65		3-17	1041707	3-50
08182	2-39	1014987	3-23	1041708	3-51
08708	2-9, 3-31, 3-61	1015025	2-25, 3-23	1041714	3-51
08709	2-11, 3-5, 3-31, 3-57,	1015026	2-37, 3-23	1041716	3-49, 3-50
	3-59, 3-61, 3-65	1015033	3-23	1041766	2-35, 3-29, 3-57
08711	3-59, 3-61	1015048	3-17, 3-19	1041772	2-35, 3-29, 3-57
08712	2-7, 2-19, 2-23, 2-29,	1015455	1-1, 3-17	1042492	2-5
	2-31, 3-23, 3-37, 3-57	1017015	1-1, 3-17	1042494	2-5
08713	2-11, 2-21, 2-29, 2-31,	1017022	2-9	1042496	2-5
	2-39, 2-41, 3-9, 3-25,	1017053	3-13, 3-19	1042580	3-57
	3-35, 3-39, 3-61, 3-63	1017197		1043003	3-57
08714	2-21, 2-39				

CROSS REFERENCE

Part Number	Page Number	Part Number	Page Number	Part Number	Page Number
1043318	3-17	1053586	2-7	1055254	3-11
1043371	4-3	1053593	3-37	1055255	3-11
1043866	3-11	1053615	3-41	1055257	2-19, 4-4
1044393	4-7	1053671	2-21	1055281	3-31
1045030	4-7	1053743	2-25	1055312	3-9
1046041	4-7	1053784	2-39	1055319	2-33
1048096	3-3	1053814	2-39	1055320	3-9
1048474	3-48	1053815	2-39, 3-63	1055367	3-9
1048512	3-48	1053825	2-11	1055390	3-9
1048643	4-7	1053870	2-39	1055396	2-41
1048741	4-7	1053893	2-3	1055504	2-7
1048821	3-63	1053894	2-3	1055506	2-41
1048855	3-63	1053895	2-3	1055515	1-1, 2-39
1049489	4-7	1053919	3-37	1055516	2-39
1049637	4-7	1053920	3-37	1055579	2-7
1050003	2-52	1053946	2-21	1055776	2-7
1050431	4-7	1053952	2-21	1055798	2-19
1050767	4-7	1053977	2-11	1055820	2-33, 2-37
1050910	2-52	1053993	2-25	1055852	2-33, 2-37
1051024	2-5	1054000	2-41	1055938	2-33, 2-37
1051029	2-3	1054061	3-39	1055962	2-25
1051204	3-39	1054100	2-7	1056027	2-7
1051268	4-7	1054178	3-31	1056068	2-33
1051283	1-1, 2-41	1054231	2-35, 3-29	1056155	2-27
1051284	2-41	1054282	2-29	1056189	3-61
1051379	3-39	1054312	2-29, 2-31, 2-41, 3-37	1056267	2-33, 2-37
1051470	3-35	1054352	3-35	1056288	3-31
1051519	4-7	1054379	3-35	1056291	3-31
1051836	4-11	1054457	2-7	1056366	2-9
1051837	2-13, 4-11	1054461	2-11	1056412	2-11
1052009	3-11	1054499	3-7	1056413	2-11, 4-9
1052010	3-11, 3-13	1054547	3-5	1056416	3-11
1052034	3-39	1054579	3-5	1056453	1-1, 2-41
1052194	3-39	1054581	2-27, 3-59	1056538	3-31
1052259	2-9	1054591	2-27, 3-59	1056569	2-52
1052520	2-35, 3-29	1054616	2-13	1056578	2-52
1052529	2-41	1054633	2-27	1056606	3-25
1052532	2-41	1054654	2-11	1056611	2-33
1052663	2-37	1054662	2-39	1056623	2-35, 3-29, 3-57
1052724	2-33	1054670	1-1, 2-29, 2-31	1056689	3-23
1052754	3-37	1054709	3-5	1056702	2-21
1052759	2-7	1054711	2-35, 3-29	1056719	3-31
1052764	2-23	1054764	3-57	1056776	2-29
1052848	3-37	1054774	3-59	1056777	3-37
1052866	3-39	1054776	3-11	1056779	3-37
1052921	3-39	1054787	1-1, 3-57	1056813	1-1, 3-59, 3-61
1052962	3-37	1054795	2-37	1056831	3-33
1052971	3-37	1054823	2-33	1056832	3-63
1052999	2-21	1054843	2-27	1056979	2-51
1053109	2-37	1054844	2-27	1056980	3-69
1053142	2-37	1054849	2-27	1056981	2-49
1053144	3-39	1054893	3-5	1056982	2-17, 3-21, 3-27, 3-67
1053146	3-39	1054897	3-41	1056987	2-31
1053153	2-39	1054948	3-37, 3-61	1056994	2-29, 2-31
1053205	2-9	1055001	2-29	1057009	2-11
1053222	3-39	1055027	2-31	1057021	1-1, 2-23
1053268	2-35, 3-29	1055028	2-31	1057022	2-23
1053324	3-17	1055051	2-27, 3-59	1057032	2-11
1053327	2-39	1055056	2-15	1057043	2-11, 2-21
1053336	3-11	1055064	2-13	1057083	2-27
1053341	2-23	1055102	2-5	1057124	2-27
1053342	2-27, 3-59	1055188	3-11, 3-17	1057171	2-11
1053418	2-19, 4-3	1055226	2-15	1057174	2-15
1053464	4-7	1055248	3-31	1057214	2-33
1053541	3-35	1055249	3-41	1057265	3-39

CROSS REFERENCE

Part Number	Page Number	Part Number	Page Number	Part Number	Page Number
1057372	3-25	1059252	2-13	1061198	1-1, 2-41
1057403	2-37	1059310	3-47	1061199	1-1, 2-41
1057404	2-33	1059316	2-39	1061200	1-1, 2-41
1057407	2-41	1059317	2-37	1061201	1-1, 2-41
1057409	3-57	1059321	2-15	1061340	3-31
1057465	3-11, 3-17, 3-25	1059338	2-39	1061356	3-33
1057554	2-11	1059342	2-51	1061443	3-55
1057572	2-11	1059363	2-39	1061532	2-52
1057591	2-23	1059436	3-31	1061560	2-52
1057746	2-21	1059457	3-37	1061570	3-33
1057772	2-7, 3-7	1059498	2-39	1061571	3-33
1057780	2-7	1059534	2-35, 3-29	1061739	2-52
1057785	2-11	1059557	3-37	1061741	2-21
1057792	2-49	1059587	3-41	1061811	3-33
1057814	3-31	1059625	2-9, 2-13	1061812	3-33
1057816	3-31	1059657	3-65	1061910	2-17
1057841	3-35, 3-65	1059661	2-35, 3-29	1061917	3-47
1057850	2-21	1059666	2-7	1061918	2-17
1057905	3-35	1059700	2-25	1061954	3-23
1057907	3-65	1059854	3-19	1061959	2-13
1057915	3-65	1059918	3-57	1061960	2-13
1057950	3-15	1059938	2-51	1062066	2-29, 2-31
1057955	2-33	1059969	2-39	1062106	2-51
1057978	3-23	1059990	2-39	1062199	2-17
1057982	3-65	1060104	4-9	1062434	3-23
1058110	1-1, 3-57	1060115	3-57	1062578	2-3
1058111	1-1, 3-57	1060128	3-31	1062651	2-37
1058163	3-11	1060144	3-25	1062659	3-33
1058168	2-7	1060156	2-17	1062730	2-25
1058247	3-61	1060210	3-63	1062792	3-47
1058329	3-59	1060225	3-55	1062813	2-52
1058330	3-59	1060269	2-33, 2-37	1062814	2-52
1058396	2-15	1060348	3-65	1062815	2-52
1058397	3-7	1060350	3-37	1063157	3-23
1058451	3-55	1060351	3-37	10632-18	2-51
1058477	3-55	1060356	2-11	10632-19	2-11
1058529	3-57	1060366	3-37	1063230	3-13
1058537	3-39	1060367	3-37	1063263	2-51
1058604	2-17	1060380	3-43	1063326	3-59
1058625	2-17	1060381	3-43	1063363	3-59
1058627	2-17	1060382	3-43	1063373	3-47
1058628	2-17	1060383	3-43	1063399	3-55
1058629	2-17	1060394	3-63	1063416	3-63
1058641	2-13	1060424	2-37	1063419	3-63
1058643	2-49	1060426	3-43	1063445	3-55
1058647	2-15	1060428	3-31	1063542	3-65
1058679	2-13	1060440	3-33	1063579	2-9
1058687	4-11	1060447	2-9	1063931	2-13
1058694	2-51	1060469	3-57	1064019	2-7
1058695	3-57	1060536	3-33	1064184	2-15, 2-51, 3-3, 3-14,
1058808	3-59	1060626	2-19		3-27, 3-45, 3-67
1058867	3-7	1060646	2-9	1064188	3-21, 3-27, 3-67
1058878	2-15	1060648	3-5	1064189	3-67
1058901	3-55	1060673	2-37	1064191	2-15, 3-3, 3-14, 3-21,
1059019	2-19	1060691	3-33		3-27, 3-45, 3-67
1059027	3-65	1060708	3-33	1064192	3-23
1059039	2-11	1060718	3-33	1064246	2-37
1059073	2-11	1060720	3-33	1064439	2-52
1059133	2-13	1060784	3-55	1064469	2-9
1059135	3-39	1061002	2-9	1064583	2-13
1059169	2-17	1061004	3-13	1064629	2-33
1059170	2-27	1061049	4-11	1064665	4-11
1059179	2-9	1061135	3-55	1064684	2-7, 3-25
1059207	2-13	1061184	1-1, 2-29, 2-31	1064770	2-41
1059231	3-11	1061185	1-1, 2-29, 2-31	1065071	2-9

CROSS REFERENCE

Part Number	Page Number	Part Number	Page Number	Part Number	Page Number
1065134	2-29, 2-31	16931	2-11	32746	2-3, 2-5
1065282	2-52	16953	3-47	32980	3-67
1066063	2-33, 2-37	17461	2-21	32982	2-15, 2-17
1066407	2-9	18136	2-27	32984	3-67
1066430	2-33	19064	3-11	33584	3-31
1066433	2-33, 2-37	19065	3-67	33932	2-27, 3-25, 4-7
1066436	2-33	19066	2-15, 2-29, 2-31, 2-51	33951	2-13
1066535	3-47	19312	2-17	34877	3-7
1066720	2-33	19315	2-51	35973	3-59, 3-61
1066839	2-9	20170	3-67	360352	3-5
1066906	2-35, 3-29	20944	3-25	360460	2-33
1066909	3-31	20950	3-11, 3-17, 3-25	360801	3-65
1066919	3-31	20951	3-11, 3-13, 3-17, 3-19,	360917	2-21
1067151	3-31		3-25	360943	2-5
1067350	3-33	20952	3-25	361076	2-13
1067353	2-9	21196	3-9	361144	1-1, 2-13
1067452	3-57	21659	4-12	361339	2-37, 3-59
1067656	2-33, 2-37	21661	4-12	363162	1-1, 2-41
1067768	2-25	222027	2-21	363301	2-41
1067817	2-21	222158	3-67	364441	2-29, 2-31, 2-37
1067818	2-21	222210	2-21	364614	3-55, 3-63
1067964	2-33	222260	2-21	365164	2-25, 3-23
1068004	2-23	222267	2-51	367949	3-48
1068092	2-33	222280	1-1	369359	3-9
1068147	2-13	222290	2-13, 3-14	369781	3-65
1068151	2-13	222376	3-41	369795	3-63
1068277	2-37	222460	3-39, 3-65	369796	3-63
1068685	2-9	222470	3-61, 3-63	370093	2-3
10912	3-57	222516	3-65	370095	2-3, 2-5
10917	4-5	222818	2-27, 3-59	372874	4-3
11329	3-61	222846	1-1	372876	4-3
11398	3-63	223065	2-11	372881	4-3
11771	2-3	223078	3-47	377084	2-51, 3-3, 3-67
11772	2-3	223330	2-9, 3-47	377349	3-23
11773	2-3	223520	1-1, 2-23	377364	2-23, 3-37
11777	2-3	223537	2-23	379013	2-5
11778	2-3	223595	3-47	379829	2-21
11780	2-3	223679	3-53	381502	2-21
11781	2-3	230735	2-33	382224	2-21
12267	3-65	23446	3-11	382320	3-48
12269	3-59, 3-61	23683	3-35	383724	3-67
12312	2-15, 3-47	24265	2-27, 3-25, 3-43	385685	2-33
12316	2-15, 3-31	24299	2-3, 2-5	386257	2-27
12333	2-33	24555	3-37	386274	2-27
12459	2-7	24584	3-31	386299	3-35
130155	3-52, 3-53	25005	2-17	386364	3-25, 4-12
130773	3-29	25887	3-59, 3-61	386652	3-23
140145	3-35	28010	2-27, 3-59	386785	2-9
140293	2-15, 3-23, 3-41	29558	3-65	386810	3-21, 3-27, 3-67
140626	3-65	29570	2-35, 3-29	386868	3-39
14799	2-11	30240	2-5	387431	2-21
14838	2-3, 2-5	32408	3-61	390994	2-37
14884	3-31	32483	2-7, 2-17, 2-51, 3-21,	391345	2-41
150208	3-11		3-27	391365	3-23
150412	3-11, 3-17, 3-25, 3-41	32485	2-9, 2-11	391433	4-5
15047	2-29, 2-31	32486	2-25, 3-65	392215	3-61
150540	3-11, 3-13	32490	2-15, 2-29, 2-31	39277	3-5
150709	3-19	32491	2-9, 2-11, 2-21, 3-47,	39311	2-11
15522	3-61		3-57	393135	2-7, 3-25
15539	2-3, 2-5	32492	2-7, 2-17, 3-5, 3-9	39349	2-11, 2-17
15675	2-9, 2-33, 2-37, 3-37	32493	2-39, 3-35	39658	2-15
15678	2-9, 2-27, 2-35, 3-11,	32509	4-7	39663	3-47
	3-29, 3-41	32548	2-25	397779	3-61
16735	2-11, 2-19, 3-47	32598	3-31	397889	3-45
16879	3-43	32720	3-61	397918	2-3

CROSS REFERENCE

Part Number	Page Number	Part Number	Page Number	Part Number	Page Number
397978	2-3	67366	2-7	9007967	4-9
398500	3-31	67767	3-41	9007968	4-9
398501	2-13	69234	2-19, 3-31	9008017	2-37
41140	2-17	70651	2-11	9008019	3-5
41141	2-7, 2-33, 2-37	71579	2-7	9008031	2-33
41178	3-57	71607	2-29, 2-31	9008033	3-47
41185	3-61	73342	3-23	9008035	2-35
41186	2-23, 2-27, 3-37, 3-59	73468	3-23	9008037	3-29
41189	3-23	74455	2-25	9008043	3-31
41360	3-61	75939	2-17	9008047	3-33
41362	3-61	76062	2-15	9008052	2-37
41430	2-25, 3-5, 3-9, 3-57, 3-63	763025	2-9	9008054	2-39
		763045	2-7	9008061	3-7
41579	2-3, 4-7	763064	2-25	9008067	3-9
41702	2-15	763149	3-33, 3-55	9008069	3-3
43454	2-9	76392	3-59, 3-61	9008089	1-1
43555	3-11, 3-17	76426	2-35, 3-23, 3-29	9008090	1-1
43844	3-11, 3-13, 3-17, 3-19, 3-25, 3-41	769785	3-31	9008094	1-1
		77488	3-35	9008115	3-31
43952	2-17	78840	3-23	9008149	3-70
44906	2-21, 2-29, 2-31, 2-39, 3-35	78841	3-23	9008155	3-33
		78842	3-23	9008182	3-55
44961	3-17, 3-19	78950	4-5	9008308	3-70
46236	2-9, 3-47	78951	4-5	9008309	3-70
47701	2-37	78952	4-5	9008310	3-70
49162	2-9, 3-48	79273-2	3-23	9008311	3-70
49177	2-9	80058	3-59	9008312	3-70
49186	3-19	80127	3-63	9008313	3-70
49263	2-35, 2-51	80235	3-35	9008314	3-70
49266	2-51	80487	3-35	9008315	3-70
49694	2-41	81884	3-61	9008316	3-70
49697	3-55	81919	3-63	9008317	3-70
49800	3-55	82226	2-13	9008318	3-70
49891	2-35, 3-29	82829	2-51	9008319	3-70
50335	2-27	82833	2-19	9008320	3-70
50544	2-25	83159	2-51	9008321	3-70
50901	3-13	86308	3-33	9008322	3-70
51225-1	2-21	86328	2-7	9008323	3-70
51317	2-21	86379	2-17	9008324	3-70
54333	2-23, 3-23, 3-31, 3-41	86866	2-9, 3-35	9008325	3-70
54400	3-65	86952	3-35	9008326	3-70
55038	2-9	87419	3-63	9008327	3-70
56166	3-39	89046	2-5	9008328	3-70
57248	3-11, 3-13, 3-19	89047	2-5	9008329	3-70
57598	3-55, 3-65	89048	2-5	9008330	3-70
57702	3-9	89049	2-5	9008331	3-70
578717	3-55	9000845	2-51	9008332	3-70
578856	4-7	9000879	2-51	9008429	2-33
579211	3-55	9001054	3-52	9008544	4-4
58366	2-7, 2-25	9001061	3-53	9008545	4-4
58494	3-39	9002021	1-1, 3-17	9008546	4-4
58670	2-15	9003008	4-10	9008547	4-4
59658	2-33	9003009	4-10	9008548	4-4
59861	2-21	9003010	4-10	9008549	4-4
600437	2-15	9003906	3-19	9008550	4-4
601359	2-15	9003909	3-17, 4-10	9008551	4-4
607775	4-7	9006159	4-7	9008552	4-4
611010	3-17	9006268	4-7	9008553	4-4
630146	2-37	9006270	3-11, 4-7	9008554	4-4
630375	3-51	9006325	4-7	9008555	4-4
63378	2-9	9007853	2-27	9008556	4-4
63810	2-25, 2-37, 3-23	9007903	2-15	9008557	4-4
63923	4-12	9007964	4-9	9008655	2-35
64425	2-29, 2-31	9007965	4-9	9008656	3-29
64743	3-31	9007966	4-9	9008658	2-7

Part Number	Page Number
9008659	2-7
9008660	3-25
9008661	2-9
9008662	2-9
9008664	2-7
9008665	2-25
9008668	3-63
9008670	3-57
9008671	3-55
9008672	3-37
9008673	3-17
9008674	3-11
9008675	4-3
9008676	3-59
9008709	4-3
9008716	4-3
9008717	4-3
9008718	4-3
9008719	4-3
9008720	4-3
9008737	3-37
9008756	2-15
9008816	2-41
9008822	2-41
9008823	2-41
9008874	2-9
9008875	2-13
9008876	2-13
9008878	2-33
9008879	2-37
94877	2-39, 3-35
994205	3-49
994247	3-49
994261	3-50
994268	3-51

PART DESCRIPTION TO PAGE NUMBER CROSS REFERENCE LIST

A

Actuator, 36vdc, 02.0strk, 0147lb, 2-39
 Actuator, 36vdc, 05.0strk, 0500lb, 2-21
 Actuator, 36vdc, 06.0strk, 0562lb, 3-35, 3-65
 Adapter, Swivel, 1.75, Abs, 3-33
 Alarm, Audio, 10-48vdc, W/ Shutter, 2-13
 Alarm, Backup, 12-48vdc, Adj, 2-51
 Angle, Keeper, Cable, 3-35
 Angle, Keeper, Shrd, Seat, 2-9
 Angle, Mtg, Bmpr, 2-33, 2-37, 3-7
 Angle, Mtg, Clip, Prop Rod, 2-9
 Angle, Mtg, Hppr, 3-57
 Angle, Mtg, Pump, 3-23
 Angle, Mtg, Shrd, Seat, 2-9
 Angle, Mtg, Tank, 2-33
 Angle, Stil, Perforated .03 1.4 1.4 26.0l, 2-25
 Arm Wldt, Brush, 3-59
 Arm Wldt, Lift, 2-21
 Arm Wldt, Lower, Sba, 3-39
 Arm Wldt, Upper, 3-39
 Arm, Brush, Pre-Sweep, Idler, Lh, 3-61
 Arm, Lift, Head, 2-21
 Arm, Lift, Sqge, 2-39
 Armrest, Rh, 3-47

B

Bag, Vacuum, Paper [1pick=1pkg], 3-57
 Bar, Rnd, Plstc, 0.31d 08.5l, 2-37
 Base, Module, Light, 2-51
 Battery Kit [Traction Tubular 36v/240ah], 3-50
 Battery Kit Traction Tubular 36v/320ah, 3-51
 Battery Kit, Dry, 36vdc 0220ah [Tubular], 3-49
 Battery, 36vdc 0220ah [5h, 4epzv220], 3-49
 Battery, 36vdc 0240ah [5h, 4pzs240], 3-50
 Battery, 36vdc 0320ah [5h, 4pzs320], 3-51
 Battery, Wet, 06vdc 0235ah, 1-1
 Battery, Wet, 06vdc 0360ah, 1-1
 Bearing [6003 2rs], 4-3
 Bearing, Ball [91962 2rs], 4-4
 Bearing, Ball, 0.24b 0.51d 0.20w [2seal], 3-33
 Bearing, Ball, 0.59b 1.26d 0.35w[2seal], 3-61
 Bearing, Ball, 0.62b 1.38d 0.43w, 2-27, 3-59
 Bearing, Flng, 2hole, 0.75b, 2-11
 Bearing, Flng, 2hole, 0.75b [Nyl], 2-11
 Bearing, Flng, 2hole, 1.25b, 2-11, 2-21
 Bearing, Journal, 0.75b 0.88d 0.75l, 2-11
 Bearing, Pillowblock, 1.12b, 2-11
 Bearing, Split, 1.00b, 2-21
 Bearing, Steering, 4-3
 Bearing, W/ Collar, 0.75b 1.85d 1.06w, 3-59, 3-61
 Bellcrank, Lift, Sqge, 2-29, 2-31
 Belt Kit, W/Tool, Afmkt [Qty 2], 2-27
 Belt, Drive, 7grv [7pj], 3-59
 Blade Kit, Sqge, Linatex, Ci [T16], 1-1

Blade Kit, Sqge, Rbr, Gum, Ci [T16], 1-1
 Blade Kit, Sqge, Ure, Ci [T16], 1-1
 Blade, Sqge [Outer Dual-D], 3-37
 Blade, Sqge, Front, 43.19l [Linard], 1-1, 2-41
 Blade, Sqge, Front, 43.19l, Gum, 1-1, 2-41
 Blade, Sqge, Front, 43.19l, Ure, 1-1, 2-41
 Blade, Sqge, Rear Linatex, 1-1, 2-41
 Blade, Sqge, Rear, Gum, 1-1, 2-41
 Blade, Sqge, Rear, Ure, 1-1, 2-41
 Blade, Sqge, Sba, Inner [Gum], 3-37
 Blade, Sqge, Sba, Inner [Linatex], 3-37
 Blade, Sqge, Sba, Inner [Ure 50d], 3-37
 Blade, Sqge, Sba, Outer [Gum], 3-37
 Blade, Sqge, Sba, Outer [Ure 50d], 3-37
 Blade, Sqge, Side Linatex, 1-1, 2-29, 2-31
 Blade, Sqge, Side, 25.10l Gum, 1-1, 2-29, 2-31
 Blade, Sqge, Side, 25.10l Ure, 1-1, 2-29, 2-31
 Bolt, Eye, M10 X 1.50 X 140mm, 13.00 Eye, 2-25
 Bolt, Shld, .41d X 0.35, M8 X 1.25, 3-31
 Boot, 90deg .50id .57id X .84id 1.0l,Blk, 2-19
 Boot, Circuitbreaker, 2-15, 3-3, 3-14, 3-21, 3-27, 3-45, 3-67
 Bracket Wldt, Actuator, Sba, 3-35
 Bracket Wldt, Brush, Adj, Lh, 3-63
 Bracket Wldt, Brush, Adj, Rh, 3-63
 Bracket Wldt, Latch, 3-47
 Bracket Wldt, Lift, Head, Front, 2-21
 Bracket Wldt, Mtg, 2-15
 Bracket Wldt, Mtg [FaST, T16], 3-17
 Bracket Wldt, Mtg, Actuator, 3-65
 Bracket Wldt, Mtg, Headlight, 3-55
 Bracket Wldt, Mtg, Latch, 3-55
 Bracket Wldt, Mtg, Latch, Cover, 3-55
 Bracket Wldt, Mtg, Ohg, 3-65
 Bracket Wldt, Mtg, Sba, 3-39
 Bracket Wldt, Sqge, Body, Lh, 2-31
 Bracket Wldt, Sqge, Body, Rh, 2-29
 Bracket, Angle, Keeper, Cable, 3-65
 Bracket, Guide, Hose, 2-23
 Bracket, Keeper, Cable, 3-65
 Bracket, Mtg [Quantum Ec-H2o], 3-11
 Bracket, Mtg, Lift, 3-65
 Bracket, Mtg, Actuator, 2-39
 Bracket, Mtg, Bmpr, 2-33, 2-37
 Bracket, Mtg, Cable, 3-65
 Bracket, Mtg, Cover, Recvy Tank, 2-33
 Bracket, Mtg, Hose, 2-33, 2-37
 Bracket, Mtg, Hsng, Fan, 2-35, 3-29
 Bracket, Mtg, Latch, 3-47
 Bracket, Mtg, Latch, Keeper, 3-55
 Bracket, Mtg, Latch, Tank Cover, 3-48
 Bracket, Mtg, Ohg, 3-5
 Bracket, Mtg, Prop Rod, 2-9
 Bracket, Mtg, Pump, 3-25
 Bracket, Mtg, Shrd, Corner, 2-7
 Bracket, Mtg, Shrd, Frame, 2-7
 Bracket, Mtg, Shrd, Lh, 2-7
 Bracket, Mtg, Shrd, Rh, 2-7
 Bracket, Mtg, Tank, 2-7, 3-9
 Bracket, Mtg, Tank, Es, 3-25
 Bracket, Mtg, Tank, Front, 2-37

Bracket, Mtg, Tank, Soltn, 2-37
 Bracket, Mtg, Tray, 2-9
 Bracket, Mtg, Valve, Water, 2-37
 Bracket, Protector, Float Switch, 2-33
 Bracket, Pump, 3-41
 Bracket, Pump, Soltn, 3-11, 3-17
 Bracket, Pump, Wand, Spray, 3-31
 Bracket, Retainer, 3-35
 Bracket, Retainer, Spring, 2-3, 2-5
 Bracket, Sppt, Brg, 2-11
 Bracket, Sppt, Tank, Lh, 2-37
 Bracket, Sppt, Tank, Rh, 2-33
 Bracket, Sqge, Side, Hinge, 2-29
 Bracket, Sqge, Side, Hinge, Lh, 2-31
 Bracket, Stiffener, Hsg, 2-35, 3-29
 Bracket, Stop, Hinge, 3-55
 Bracket, Strainer, Pump, Es, 3-23
 Bracket, Valve, Large, 4-7
 Brake, Rotor, 4-4
 Brake, W/Lever, Complt, 4-4
 Brush Assy, Carbon, Motor, Ele [1pc], 3-63
 Brush Assy, Disk, Scb, 13.0d, Nylon, 2-5
 Brush Assy, Disk, Scb, 13.0d, Polypropylene, 2-5
 Brush Assy, Disk, Scb, 13.0d, Polypropylene Stiff, 2-5
 Brush Assy, Disk, Scb, 13.0d, Super Abrasive, 2-5
 Brush Assy, Disk, Scb, 18.0d, Nylon, 2-3
 Brush Assy, Disk, Scb, 18.0d, Polypropylene, 2-3
 Brush Assy, Disk, Scb, 18.0d, Super Abrasive, 2-3
 Brush Assy, Disk, Swp, 19.0d, Polypropylene, 2-5
 Brush Kit, Motor, 2-35, 3-29, 3-57
 Brush Kit, Motor, 1052754, 3-37
 Brush, Disk, Swp, 19.0d, Pyp (Pre-Sweep), 3-63
 Brush, Scb, 35l, 20sr, Heavy Duty Polypropylene, 2-3
 Brush, Scb, 35l, 20sr, Polyester, 2-3
 Brush, Scb, 35l, 20sr, Super Abrasive, 2-3
 Brush, Scb, 35l, 20sr, Polypropylene, 2-3
 Brush, Swp, 24l, 06dr, Pyp, Spl (Pre-Sweep), 3-59
 Brushholder, Motor, Ele, 3-63
 Bumper Kit, Front, Ci [T16], 3-7
 Bumper Wldt, Tube, 3-7
 Bumper, Rbr, 1.5d 0.63 0.31h, 3-55, 3-63
 Bumper, Rear, Lh, Afmkt [T16], 2-37
 Bumper, Rear, Rh, Afmkt [T16], 2-33
 Bumper, Sba, 3-43
 Bumper, Ure, 2-21
 Bumper, Ure, 1.50d 1.25l, 3-9
 Busbar, .06 1.0W 1.4H 4.4L Relay, 2-17
 Bushing, Flex, Ure, 2-39, 3-63
 Bushing, Flng, 0.50b 0.59d 0.25l, 2-39
 Bushing, Flng, 0.50b 0.59d 0.38l, 2-21, 3-39
 Bushing, Flng, 1.00b 1.13d 0.75l, 3-39
 Bushing, Sleeve, 0.63b 0.72d 0.38l, 2-29, 2-31
 Bushing, Sleeve, 1.00b 1.13d 1.750l, Fgl, 3-31

C

Cable Assy, 02ga .31ring /.31ring, 175a, 2-17
 Cable Assy, 06ga Red / Blk, 050a /175a, 3-53
 Cable Assy, 10ga .25ring /.31ring, 050a, 2-17
 Cable, 06ga 16.0l Blk .25ring /.25ring, 2-17
 Cable, 06ga 24.0l Brown .25ring /.25ring, 2-17
 Cable, 06ga 52.0l Blk .25ring /.25ring, 2-17
 Cable, 06ga 53.0l Brown .25ring /.25ring, 2-17
 Cable, Charger Uk, Bc5 Bc7, 3-49, 3-50
 Cable, Glv .06d 005.8l .26eye /.26eye, 2-9
 Cable, Glv .06d 012.0l .26eye /.26eye, 3-9
 Cable, Glv .13d 021.2l .50eye / M10, 3-65
 Cable, Glv .13d 026.5l .50eye / M10, 3-65
 Cable, Ss .09d 011.5l .50eye /.50eye, 3-39
 Cable, Ss .13d 032.0l .2clevis /.50eye, 3-35
 Cam, Adj, Brush, 2-27
 Cap, Brush, Motor, Ele, 3-63
 Cap, Snap, 2.17d, 3-25
 Capacitor, Plug [.01 Uf, 200v], 3-14
 Caster Assy, Swivel, 1-1, 2-39
 Casting, Aluminum, 4-3
 Catch, Latch, Tank Cover, 3-48
 Catch, Snap, Push, Mal, 3-33
 Chain, Rlr, 35 X 35 Pitches, 2-11
 Chain, Steering [T16], 4-3
 Channel Wldt, Bmpr, Lh, 3-9
 Channel Wldt, Bmpr, Rh, 3-9
 Channel Wldt, Sppt, Steering, 2-11
 Channel, Lift, Head, Cyl, 2-25
 Channel, Lift, Head, Rear, 2-21
 Charger Kit, 36vdc, Ci[Export/Euro/Asia], 3-52, 3-53
 Charger, Bc12 36v40a Wet Sb175g, 3-51
 Charger, Bc12 Uk 36v40a Wet Sb175g, 3-51
 Charger, Bc7 36v28a Mf Sb175g, 3-49
 Charger, Bc7 36v28a Wet Sb175g, 3-50
 Circuitboard Kit, Interface, Ci, 4-9
 Circuitbreaker, 02.5a, Resetable, 2-15, 2-51, 3-3, 3-14, 3-27, 3-45, 3-67
 Circuitbreaker, 15.0a, Resetable, 3-21, 3-27, 3-67
 Circuitbreaker, 20.0a, Resetable, 3-67
 Circuitbreaker, 25.0a, Resetable, 3-67
 Clamp Wldt, Front, 3-37
 Clamp Wldt, Rear, 3-37
 Clamp Wldt, Retainer, Sqge, 2-41
 Clamp, Cable, Ss, 1.12d X 0.38w, 1hole, 2-25
 Clamp, Cable, Stl, 0.25d X 0.56w, 1hole, 2-9, 3-47
 Clamp, Cable, Stl, 0.63d X 0.50w, 1hole, 3-31
 Clamp, Cable, Stl, 0.63d X 0.75w, 1hole, 2-51
 Clamp, Cable, Stl, 0.69d X 0.62w, 1hole, 3-41
 Clamp, Cable, Stl, 0.9x1.8x0.62w, 1hole, 2-11, 2-19
 Clamp, Cable, Stl, 1.00d X 0.75w, 1hole, 2-19, 3-31
 Clamp, Cable, Stl, 1.0x2.0x0.62w, 1hole, 2-7
 Clamp, Cable, Stl, 1.25d X 1.00w, 1hole, 2-7, 2-25
 Clamp, Cable, Stl, 1.50d X 0.75w, 1hole, 2-7
 Clamp, Cable, Stl, 2.00d X 0.75w, 1hole, 3-11, 3-17
 Clamp, Hose, Wir, .52 - .56, Yel, 4-7
 Clamp, Hose, Wir, .63 - .66, Blk, 4-7
 Clamp, Hose, Wormdrive, 0.25-0.62d, .31w, 3-11, 3-13, 3-17, 3-19, 3-25, 3-41
 Clamp, Hose, Wormdrive, 0.31-0.88d, .31w, 2-23, 3-23, 3-31, 3-41
 Clamp, Hose, Wormdrive, 0.56-1.06d, .56w, 2-25, 2-37, 3-23
 Clamp, Hose, Wormdrive, 2.62-3.50d, 3-11, 3-17
 Clamp, Hose, Wormdrive, 3.25-4.00d, .50w, 2-33, 2-37
 Clamp, Hose, Wormdrive, 5.56-6.50d, .56w, 2-35, 3-29
 Clamp, Pivot, Link, 2-39
 Clevis, 0.31d X 0.75l, 2-29, 2-31
 Clevis, Adj, 0.38pin, M10x1.5, 3-65
 Clip, Circuitboard, 2-15
 Clip, Grip, Finger, 0.31-0.75d, Nk Pl, 3-11
 Clip, Grip, Rod, 0.49-0.63, Blk Plstc, 2-9
 Clip, Motor, Ele, 3-63
 Clip, Wire, Snap-In, .47d, 3-39
 Connector Kit, Tubing, 4-12
 Connector, Battery, 6ga 50a, Gray[2cont], 3-52, 3-53
 Connector, Fem, 2cav, Mp280 Sealed, 4-5
 Contactor, 36vdc, 100a, Sp, No, 3-21, 3-27, 3-67
 Contactor, 36vdc, 150a, Spst, 2-15
 Controller Kit, Replmt [Ec-H2o], 4-7
 Controller, Drive [T16], 2-13
 Cord, Chrg, Ele [European], 3-52, 3-53
 Coupling, Shaft, 0.75b X 0.75b, 2-11
 Coupling, Sqge, 2-39
 Cover Wldt, Wire, 2-9
 Cover, Access, Fltr, 2-33
 Cover, Belt, 2-27
 Cover, Belt, Pre-Sweep, Afmkt [T16], 3-59
 Cover, Box, Connector, 4-4
 Cover, Circuitboard W/Labels, Afmkt, 2-15
 Cover, Circuitboard W/Labels, Afmkt, TJ (Japan Only), 2-15
 Cover, Cooling Fan, 2-35, 3-29, 3-57
 Cover, Idler, 2-27
 Cover, Module, Light, 2-51
 Cover, Motor, 4-4
 Cover, Motor, Afmkt [T16], 3-37
 Cover, Plstc, Hub, Alm, 4-4
 Cover, Pocket, Afmkt [ec-H2O T16], 3-11
 Cover, Pocket, Afmkt [FaST T16], 3-17
 Cover, Pre-Sweep, Afmkt [T16], 3-55
 Cover, Sba, Afmkt [T16], 3-63
 Cover, Tank, Rcvry, Afmkt [T16], 2-33
 Cover, Tank, Sltn, Afmkt [ec-H2O T16], 2-37
 Cover, Tank, Sltn, Afmkt Ce, [FaST T16], 2-37
 Crank Replacement Kit, 4-12
 Cuff, Adapter, 1.75 X 2.00, Pvc, 3-33

D

Device, Centering, Clip On, TI [Gf Pp], 2-3, 2-5
 Diode, Ele, Plug, 2-13, 2-17, 3-14, 3-21, 3-27, 3-67
 Disc, Headlight, 2-7
 Disk, Driver, Pad, W/ Face, 18.0d, 2-3
 Driver Assy, Pad, 13.0d, 2-5
 Driver Assy, Pad, 18.0d, 2-3

E

Ec-H2o Kit [Module C, Plumbing], 4-7
 Electrode, 5 Plate, High Flow, 4-7
 Electrode, Cylindrical, 4-7

F

Fan, Vacuum, 5.7d, 036vdc, 3 Stage, 2-35, 3-29, 3-57
 FaST 365 2 Ltr, Detergent, 1-1, 3-17
 FaST 665 2 Ltr, Detergent, 1-1, 3-17
 FaST 965 2 Ltr, Detergent, 1-1, 3-17
 FaST Kit Injector, Ci [FaST II+] (See Breakdowns), 3-17
 FaST Kit, Ci [Inj Reblnd, T7/Ssr, li+], 4-10
 FaST Kit, Ci, Injector Filters[FaST li+], 4-10
 FaST Kit, Ci, Injector Seals [FaST li+], 4-10
 FaST Kit, Injector, Ci [FaST II+] (See Breakdowns), 3-19
 FaST Kit, Injector, Ci[T7/Ssr FaST li+], 4-10
 Fastener, 09.00l [Hook & Loop], 2-35, 3-29
 Fastener, 25.0 [Hook & Loop], 2-33
 Filter, Panl, Dust, 2.0 X 0.61 X 0.76, 1-1, 2-33
 Filter, Soltn, 020mesh, Pm12 3.1d 02.6l, 2-37
 Filter, Soltn, 080mesh, Pm12 3.2d 08.0l, 3-11, 3-17, 3-25
 Filterbox Wldt, Pre-Sweep, 3-57
 Fitting Assy, Qdc, Pf04, 3-11
 Fitting Assy, Soltn, Bh, 2-37
 Fitting, Brs, E90, Bm06/Pm06, Short, 3-31
 Fitting, Brs, E90, Pf06/Pm06, Spcl, 3-31
 Fitting, Brs, Str, Bm08/Pm06 [Taped], 3-31
 Fitting, Brs, Str, Pf06/Pm12, 3-31
 Fitting, Brs, Str, Pm02, Plug [Skhd], 3-11
 Fitting, Brs, Str, Pm02/Pm02, 4-7
 Fitting, Brs, Tee, Pm04/Pf04/Pf04, Run, 3-19
 Fitting, Plstc, Body, Spray, Pf04, 3-11
 Fitting, Plstc, E90, Bm04/Pm04, Nyl, 3-11
 Fitting, Plstc, E90, Bm05/Pm02, Nyl, 4-7
 Fitting, Plstc, E90, Bm06/Bm06, 3-11, 3-13, 3-17, 3-19, 3-25
 Fitting, Plstc, E90, Bm06/Bm08, 3-41
 Fitting, Plstc, E90, Bm06/Pf08, Swivel, 3-17
 Fitting, Plstc, E90, Bm06/Pm04, Nyl, 3-11, 3-13, 3-19
 Fitting, Plstc, E90, Bm06/Pm06, 3-11, 3-17, 3-25, 3-41

CROSS REFERENCE

Fitting, Plstc, E90, Bm06/Pm06, Nyl, 3-11, 3-41
Fitting, Plstc, E90, Bm10/Bm10, 3-23
Fitting, Plstc, E90, Bm10/Pm08, 2-37
Fitting, Plstc, E90, Bm10/Pm12, 3-23
Fitting, Plstc, Pf12/Pf12, Bh, 3-23
Fitting, Plstc, Pipe, Cap, Pf04, 3-17
Fitting, Plstc, Rst, .38od /.13id, 3-13
Fitting, Plstc, Str, Bm04, Cplg, Fem, 3-17
Fitting, Plstc, Str, Bm04/Pm04, 3-13
Fitting, Plstc, Str, Bm06/Bm06, 3-11, 3-17, 3-25
Fitting, Plstc, Str, Bm06/Pm02, Nyl, 4-7
Fitting, Plstc, Str, Bm06/Pm04, 3-11, 3-13
Fitting, Plstc, Str, Bm06/Pm04, Nyl, 3-19
Fitting, Plstc, Str, Bm08/Pm06, 3-31
Fitting, Plstc, Str, Bm10/Bm10, 2-25, 3-23
Fitting, Plstc, Str, Bm12/Pm12, 3-23
Fitting, Plstc, Str, Pf12/Pf12, 3-23
Fitting, Plstc, Str, Pm04, Cplg, Mal, 3-17
Fitting, Plstc, Str, Pm04/Pm04, 3-11, 3-13
Fitting, Plstc, Tee, Bm06/Bm06/Pf04, Br, 3-13, 3-19
Fitting, Plstc, Tee, Pf04/Pf04/Pf04, 3-11
Fitting, Plug, Pm06, Nyl, 2-37
Fitting, Spcl, Pf04/Pf04/Pf04/Pf04, 3-13
Fitting, Stil, Pm04/Pm02/Pm04/Pm02, Spcl, 3-11
Fitting, Stil, Str, Bm06/Pm06, Swivel, 3-31
Fitting, Swivel, .375 Npt, 3-31
Flange, Brg, 1.9id 2h, 3-59, 3-61
Flange, Lift, Torque, Arm, 2-21
Flapper, Valve, Pump, Water, 3-23
Frame Wldt [T16], 2-7
Frame Wldt, Pre-Sweep, 3-57
Frame Wldt, Sqge, 3-37
Frame, Sqge, Inner, 2-41
Frame, Sqge, Outer, 2-41
Fuse, 100a, 0.88 2.4l, 125volt, 2-17

G

Gasket, .25 1.88d 1.0id [Poron], 3-23
Gasket, .75, 03.94w 04.92l, Adh[Nitrile], 3-57
Gasket, .75, 03.94w 08.58l, Adh[Nitrile], 3-55
Gasket, Base, Module, 2-51
Gasket, Box, Fltr, 3-55
Gasket, Cover, Belt, 2-27
Gasket, Cover, Circuitboard, 2-15
Gasket, Cover, Fltr, 2-33
Gasket, Lh, 2-13
Gasket, Rh, 2-13
Gasket, Vacfan, 2-35, 3-29
Gasspring, 90lb, 3.9strk, 3-39
Grip, Lock, 2-41
Grommet, Blind, 3-11, 4-7
Grommet, Mtg, Light, 2-7
Grommet, Pye, 0.37id, F/1.5h, .13 Matl, 3-25
Grommet, Rbr, .88id, F/1.3h, .19 Matl, 2-7
Grommet, Rbr, 0.69ID, F/1.0H, .25 Matl, 2-51
Grommet, Rbr, 1.31id, F/1.6h, .12 Matl, 2-11

Grommet, Rbr, 2.13id, F/2.5h, .12 Matl, 2-11
Guard Kit, Sqge, Ci [T16], 3-9
Guard Wldt, Ohg, Top, 3-5
Guard Wldt, Sba, 3-43
Guide, Sqge, Lh, 2-31
Guide, Sqge, Rh, 2-29

H

Handle Kit, Wand, Afmkt, 3-33
Handle, Door, 3-57
Harness Kit, Wire, Instmt Panel, Ci, 4-9
Harness, Cable, Propel Motor [T16], 2-49
Harness, Diagnostic [T16], 2-17
Harness, Main, Ele [T16], 2-49
Harness, Main, Controlboard[Ec-H2o 5cell], 4-7
Harness, Switch, Seat [7200], 2-9, 3-47
Harness, Swpr [T16], 3-69
Harness, Wire [Ec-H20, T16], 3-15
Harness, Wire, Adapter, 2-27
Harness, Wire, Alarm / Light [T16], 2-51
Harness, Wire, Propel Motor [T16], 2-49
Head Kit, Pump, Water, Repair, 4-5
Head Wldt, Disk, 2-23
Head Wldt, Scb, Cyl, 2-25
Headlight, 36vdc, Led, Ul, 3-3
Hinge, .38pin .12 3.5w 12.0l, 5/0.38sl, 3-55
Hook Wldt, Latch, 2-27, 2-29, 2-31, 2-41, 3-37
Hook, Nozzle, Hd Pye, 3-31
Hopper, Debris, Afmkt [T16], 2-25
Hopper, Pre-Sweep, Afmkt [T16], 3-57
Horn, 36vdc, 110dba, 2-7
Hose Assy, Drain, 2.00id X 33.9l, Blk, 2-33, 2-37
Hose Assy, W/2cuff, 1.8d 042l 1.8/1.8, 3-33
Hose Kit, Replmt [T16], 3-31
Hose, Afmkt, Pvc, Brd, 0.38id, 01ft, Clr, 3-11, 3-13, 3-17, 3-19, 4-7
Hose, Afmkt, Pvc, Brd, 0.38id, 02ft, Clr, 3-11, 3-17, 3-19, 3-25
Hose, Afmkt, Pvc, Brd, 0.38id, 03ft, Clr, 3-11, 3-13
Hose, Afmkt, Pvc, Brd, 0.38id, 08ft, Clr, 3-11, 3-13, 3-19, 3-25, 3-41
Hose, Afmkt, Pvc, Brd, 0.50id, 01ft, Clr, 3-41
Hose, Afmkt, Pvc, Brd, 0.50id, 08ft, Clr, 3-31
Hose, Afmkt, Pvc, Brd, 0.62id, 01ft, Clr, 2-37, 3-23
Hose, Afmkt, Pvc, Brd, 0.62ID, 02ft, Clr, 3-23
Hose, Afmkt, Pvc, Brd, 0.62id, 03ft, Clr, 2-25, 3-23
Hose, Afmkt, Pvc, Brd, 0.75id, 01ft, Clr, 3-23
Hose, Afmkt, Pvc, Clr, 0.25id, 01ft, 3-17
Hose, Pvc, Brd, 0.31id 0.53od, 2ft, Clr, 4-7
Hose, Vacuum, 1.75id X 073.6l, 2cuff, 2-33
Hose, Water, Mold, 0.62id X 012.2l, 3-23
Housing Wldt, Brg, Pre-Sweep, 3-59
Housing Wldt, Pivot, 3-63
Housing, Bottom, 4-7

Housing, Flng, Brg, 3-61
Housing, Sqge, Holder, Wheel, F/609648, 3-33
Housing, Upper, Module, High Flow, 4-7
Housing, Vacfan, Afmkt [T16], 2-35
Housing, Vacfan, Dual, Afmkt [T16], 3-29
Hub, Alm, 4-4
Hub, Drive, Brush, Disk, 0.75b [6t], 2-23, 3-37
Hub, Drive, Brush, Disk, 3hole 5.8bc, 2-5
Hub, Drive, Brush, Disk, 3hole 5.8bc[6t], 2-3, 2-5

I

Insulation, Acstc, 0.5, 06.6 X 15.8 C-0, 2-35, 3-29

K

Key, Ignition, Sgl, 1-1, 2-13
Key, Sq, 0.19 X 0.19, 0.75l, 2-27, 3-59, 3-61
Key, Sq, 0.19 X 0.19, 1.00l, 2-11
Key, Sq, 0.25 X 0.25, 1.00l, 2-23, 3-37
Key, Sq, 05mm X 05mm, 25mml, 2-27, 3-59
Knob Assy, Star, 3.21d 5ear M12, 2-39
Knob Assy, Star, 3.21d 5ear M8, 3-37, 3-61
Knob, Star, 1.50d 0.88l 3ear M8x1.25 Fem, 3-61, 3-63

L

Label [User, Attention, Ec-H2o], 2-52
Label set, info/Hzd, Ce [T16], 2-52
Label, Circuitbreaker, 2-15
Label, Circuitbreaker, Panl, Ele, 2-13
Label, Direction [Ec-H2o], 4-7
Label, Hzrd, Flammable Matl, Na, 2-52
Label, Logo [T16], 2-52
Label, Logo, 04.4l White / TI [Es], 2-52
Label, Logo, 05.8l White / Hg [Tennant], 2-52
Label, Logo, 05.8l White / TI [Tennant], 2-52
Label, Logo, 06.1l White / TI [Fast], 2-52
Label, Logo, 08.0l White / TI [Tennant], 2-52
Label, Logo, 12.3l 4color [Ec-H2o], 2-52
Label, Logo, 14.9l 4color [Ec-H2o], 2-52
Label, Model [T16], 2-52
Label, Module [Nsf, Ec-H2o], 4-7
Label, Opertnl, Console, Lh, 2-13
Label, Opertnl, Console, Rh, 2-13
Label, Opertnl, Vacuum Wand Handle, 3-33
Lamp, Bulb, Strobe, 2-51
Latch, 2-27, 3-47, 3-48, 3-55
Latch, Cmpr, Yel Grip, 2-29, 2-31
Lens, Amb, F/ Revl / Flasher, 2-51
Lens, Blu, F/ Revl / Flasher, 2-51
Lens, Red, F/ Revl / Flasher, 2-51
Light Assy, Led, 2-51
Light Assy, Pre-Sweep, Afmkt, 3-55
Light Kit, Front, Ci [T16], 3-3

Light, Strobe, Amb, 12-48vdc, Rwk, 2-51
 Link, Chain, Rlr, 35, 2-11
 Link, Master, 4-3
 Link, Tensioner, Spring, 2-39
 Lip, Tray, Debris, 2-25
 Lock, Secondary, 2cav, Mp280 Sealed, 4-5

M

Magnet, Drive Brush, 2-9
 Manifold, Bar, Spray, 33.7inch, 2-25
 Manifold, Detgt .25id, 3-19
 Manifold, Soltn, 2-23
 Manifold, Soltn, Sba, 3-41
 Manual, Oprtr [T16 Ele,Bg,Ce], 3-70
 Manual, Oprtr [T16 Ele,Cz,Ce], 3-70
 Manual, Oprtr [T16 Ele,De,Ce], 3-70
 Manual, Oprtr [T16 Ele,Dk,Ce], 3-70
 Manual, Oprtr [T16 Ele,Ee,Ce], 3-70
 Manual, Oprtr [T16 Ele,En,Ce], 3-70
 Manual, Oprtr [T16 Ele,Es,Ce], 3-70
 Manual, Oprtr [T16 Ele,Fi,Ce], 3-70
 Manual, Oprtr [T16 Ele,Fr,Ce], 3-70
 Manual, Oprtr [T16 Ele,Gr,Ce], 3-70
 Manual, Oprtr [T16 Ele,Hu,Ce], 3-70
 Manual, Oprtr [T16 Ele,It,Ce], 3-70
 Manual, Oprtr [T16 Ele,Lt,Ce], 3-70
 Manual, Oprtr [T16 Ele,Lv,Ce], 3-70
 Manual, Oprtr [T16 Ele,Nl,Ce], 3-70
 Manual, Oprtr [T16 Ele,No,Ce], 3-70
 Manual, Oprtr [T16 Ele,Pl,Ce], 3-70
 Manual, Oprtr [T16 Ele,Ptg,Ce], 3-70
 Manual, Oprtr [T16 Ele,Ro,Ce], 3-70
 Manual, Oprtr [T16 Ele,Ru,Ce], 3-70
 Manual, Oprtr [T16 Ele,Se,Ce], 3-70
 Manual, Oprtr [T16 Ele,Si,Ce], 3-70
 Manual, Oprtr [T16 Ele,Sk,Ce], 3-70
 Manual, Oprtr [T16 Ele,Tr,Ce], 3-70
 Manual, Parts [T16 Ele,En,Ce], 3-70
 Manual, Service Info [T16 Ele, En], 3-70
 Mesh Assy, Cloth [T16 Cargo Net], 2-9
 Module Kit, Replmt [Ec-H2o], 4-7
 Module Kit, Replmt [Ec-H2o] (See Breakdowns), 3-11
 Molding, Afmkt, Trim, Pvc, .08 .11, 01ft, 2-7, 2-9, 2-15, 2-21, 2-25
 Molding, Afmkt, Trim, Pvc, .08 .11, 03ft, 2-25
 Motor Assy, Ac, Drive, Complt, 4-4
 Motor, Ele, 36vdc 0.08hp 0068rpm Gear Lh, 3-63
 Motor, Ele, 36vdc 0.08hp 0068rpm Gear Rh, 3-63
 Motor, Ele, 36vdc 0320rpm 0.63hp Gear, 3-37
 Motor, Ele, 36vdc 0360rpm 1.00hp Gear, 2-23
 Motor, Ele, 36vdc 1750rpm 1.00hp 22.0a, 2-27, 3-59
 Mount Wldt, Arm, 3-37
 Muffler, Vacfan, 2-35, 3-29

N

Nozzle, Spray, Gun, 3-31
 Nut, Compression, 2.25-12, Abs, 3-33
 Nut, Hex, Flng, M6 X 1.00, 3-43

Nut, Hex, Flng, M8 X 1.25, 2-7, 2-11, 2-23, 3-55, 3-63
 Nut, Hex, Jam, .31-24, 3-67
 Nut, Hex, Jam, 1.12-12, 2-11
 Nut, Hex, Jam, M10 X 1.5, [Din439], 2-25
 Nut, Hex, Lock, .31-18, NI, Thin, 2-9, 3-39, 3-47
 Nut, Hex, Lock, #06-32, NI, 2-17
 Nut, Hex, Lock, M10 X 1.5, NI, 2-25, 3-5, 3-9, 3-57, 3-63
 Nut, Hex, Lock, M10 X 1.5, NI, Ss, 2-21, 2-39
 Nut, Hex, Lock, M12 X 1.75, NI, 3-59, 3-61
 Nut, Hex, Lock, M12 X 1.75, NI, Ss, 2-25
 Nut, Hex, Lock, M3 X 0.50, NI, Ss, 3-55
 Nut, Hex, Lock, M4 X 0.70, NI, 2-9, 3-55
 Nut, Hex, Lock, M4 X 0.70, NI, Ss, 2-27, 3-25, 4-7
 Nut, Hex, Lock, M5 X 0.80, NI, 2-9, 2-51, 3-57
 Nut, Hex, Lock, M5 X 0.80, NI, Ss, 2-25, 3-9, 3-11, 3-23, 3-31, 3-41
 Nut, Hex, Lock, M6 X 1.00, NI, 2-9, 3-31, 3-61
 Nut, Hex, Lock, M6 X 1.00, NI, Ss, 2-7, 2-19, 2-23, 2-29, 2-31, 3-23, 3-37, 3-57
 Nut, Hex, Lock, M8 X 1.25, NI, 2-11, 3-5, 3-31, 3-57, 3-59, 3-61, 3-65
 Nut, Hex, Lock, M8 X 1.25, NI, Ss, 2-11, 2-21, 2-29, 2-31, 2-39, 2-41, 3-9, 3-25, 3-35, 3-39, 3-61, 3-63
 Nut, Hex, Std, .25-20, 2-17
 Nut, Hex, Std, M10 X 1.50, Ss, 3-65
 Nut, Hex, Std, M3 X 0, 2-15, 3-11
 Nut, Hex, Std, M5 X 0.80, 8, 2-27
 Nut, Hex, Std, M6 X 1.00, Brs, 2-17
 Nut, Hex, Std, M8 X 1, 2-41, 3-55, 3-63
 Nut, Hex, Std, M8 X 1.25, 2-11
 Nut, Low Crown, M10 X 1.5, Blk, 2-7, 3-7
 Nut, Retainer, .31-18 0.48d 0.20l, 3-39
 Nut, T, M10 X 1.50 X 0.62od X 0.5l, 2-41
 Nut, T, M10 X 1.50 X 15.80od X 13.0l, 2-29, 2-31

O

Ohg Kit, Ci W/ Hd Bmpr Or Pre-Sweep, 3-5

P

Pad, Buff, 13.0d, Red [1pick=1pad], 2-5
 Pad, Buff, 18.0d, Red [1pick=1pad], 2-3
 Pad, Polish, 13.0d, White [1pick=1pad], 2-5
 Pad, Polish, 18.0d, White [1pick=1pad], 2-3
 Pad, Scb, 13.0d, Blue, 2-5
 Pad, Scb, 18.0d, Blue [1pick=1pad], 2-3
 Pad, Stripping, 13.0d, Brown[1pick=1pad], 2-5
 Pad, Stripping, 18.0d, Blk [1pick=1pad], 2-3
 Pad, Stripping, 18.0d, Brown[1pick=1pad], 2-3

Pad, Surf Prep, 13.0d [Mar, 1pick=1pad], 2-5
 Pad, Surf Prep, 18.0d [Mar, 1pick =1pad], 2-3
 Pad, Tank, Hyd [W/Psa], 3-19
 Panel Assy Kit, Console, Top, Ci, 4-9
 Panel Assy, Console, Instmt, 4-9
 Panel Assy, Console, Instmt (See Breakdowns), 2-11
 Panel Kit, Console, Bottom, Ci, 4-9
 Panel, Access, Pedal Assy, 2-13
 Panel, Console, Lh, 2-13
 Panel, Console, Rh, 2-13
 Panel, Ele, Ec-H20, Fast, Ce, Afmkt, 2-13
 Panel, Ele, W/Labels, Ce, Afmkt, 2-13
 Parts Kit, Circuitboard, Afmkt, 2-15
 Pawl, Ratchet, 3-31
 Pedal Assy, Accelerator, Brake, 4-11
 Pedal Assy, Accelerator, Brake (See Breakdowns), 2-13
 Pedal, Brake, W/ Tread, 4-11
 Pedal, Propel, W/ Tread, 4-11
 Pin Wldt, Pivot, 3-39
 Pin, 0.63d, 02.0l [W/Cbore, M8 Screw], 2-41
 Pin, Axle, Brg, 3-33
 Pin, Clevis, 0.19d X 0.63l, 3-35
 Pin, Clevis, 0.37d X 1.00l, 2-29, 2-31
 Pin, Clevis, 0.37d X 1.50l, 3-65
 Pin, Clevis, 0.37d X 1.75l, 2-21
 Pin, Clevis, 0.37d X 2.25l, 2-21
 Pin, Clevis, 0.37d X 3.25l, 3-55, 3-65
 Pin, Clevis, 0.37d X 5.25l, 2-39
 Pin, Clevis, 0.50d X 2.25l, 2-39
 Pin, Clevis, 0.50d X 3.00l, 3-35
 Pin, Clevis, 0.50d X 3.50l, 3-65
 Pin, Clevis, 0.50d X 6.00l, 2-21
 Pin, Clevis, 0.62d X 2.12l, 2-21
 Pin, Clevis, 10mmd X, 2-39, 3-35
 Pin, Cotter, .094 X 0.50, 3-55, 3-65
 Pin, Cotter, .125 X 1.00, 2-39
 Pin, Cotter, Hair, 0.25d .125 Wir, 3-65
 Pin, Cotter, Hair, 0.38d .072 Wir, 2-9, 3-35
 Pin, Cotter, Hair, 0.38d .093 Wir, 2-21, 2-29, 2-31, 2-39, 3-35
 Pin, Dowel, 0.125d X 0.37l, Ss, 3-31
 Pin, Hair, Cotter, 0.62d .120 Wir, 2-21, 3-35, 3-63
 Pin, Hitch, .375d X 3.12l, Pl, 3-9
 Pin, Roll, .250d X 2.00l, .250/.256, 3-63
 Pin, Roll, .375d X 2.00l, .375/.382, 2-21
 Pin, Roll, 06mm X 28mm [T7/Ssrsteer], 4-3
 Pivot Wldt, Sba, 3-39
 Plate, 4-3
 Plate Assy, Orifice, 0.008id, Orange, 4-10
 Plate Wldt, Deck, Sba, 3-37
 Plate Wldt, Mtg, 3-31
 Plate Wldt, Screen, Hppr, 3-55
 Plate Wldt, Seat, W/Labels, Ce, Afmkt, 2-9
 Plate Wldt, Sppt, Brg, 2-11
 Plate, Adapter, Brush, 3-63
 Plate, Arm, Adj, 3-61
 Plate, Arm, Prop, 2-33
 Plate, Backing, Switch, 2-15
 Plate, Clamp, Wire, 2-15
 Plate, Cover, W/Label, Ce, Afmkt, 2-33
 Plate, Door, Brush, 3-61

CROSS REFERENCE

Plate, Frame, Mtg, Pre-Sweep, Lh, 3-57
Plate, Frame, Mtg, Rh, 3-57
Plate, Hold-Down, 3-61
Plate, Mtg, Bmpr, 2-33, 2-37
Plate, Retainer, Skirt, 3-57, 3-59
Plate, Sppt, 2-21, 3-37
Plate, Step, 3-43
Plate, Washer, Bmpr, 3-43
Plug, Adapter, Port, 3-33
Plug, Drive, Brush, 2-27
Plug, Drive, Brush, Nyl, 3-59, 3-61
Plug, Hole, Rnd, 0.25h 0.43l, Brb, Nyl, 2-33, 2-37
Plug, Hole, Rnd, 0.38 H 1.0l, Brb, Nyl, 2-37
Plug, Hole, Rnd, 1.50h Blind, Blk Nyl, 3-7
Plug, Hole, Rt, Rocker Switch, .87 X 1.7, 2-13
Plug, Hole, Soltn Tank, Blk Pyu, 2-37
Plug, Idler, Brush, 2-27
Plug, Orifice, 0.041, Ss [FaST li+], 4-10
Pulley, Cable, 1.5d Nyl, 3-65
Pulley, Tens [T7/R14 Steering Assy], 4-3
Pump, Detgt, 36vdc (See Breakdowns), 3-25
Pump, Metering Solution, 4-12
Pump, Soltn, 36vdc, Impeller, 3-23
Pump, Soltn, Ele, 36vdc, 3-41, 4-5
Pump, Soltn, Ele, 36vdc (See Breakdowns), 3-11
Pump, Soltn, Ele, 36vdc, 45psi, 3-31
Pump, Soltn, Ele, 36vdc, 60psi [Deutsch], 3-17

R

Rail, Adj, Slide, Seat, 11.5l, 2-9
Rail, Adj, Slide, Seat, 11.5l, W/ Latch, 2-9
Reel Assy, Hose, 3-31
Replacement Kit, Bellows, 4-12
Resistor, 011.00ohm, 0040watt [5%], 3-11
Retainer, Blade, Sqge, 14.2l, 3-33
Retainer, Seal, Fltr, 2-33
Retaining, Ext, 1.00d, Basic, 3-31
Ring, Compression, 3-33
Ring, Mtg, Sqge, .38l, 2-41
Ring, Retaining, 4-4
Ring, Retaining, Ext, 0.38d, [E-Ring], 3-37
Ring, Retaining, Ext, 0.59d, Basic, 3-59, 3-61
Ring, Retaining, Ext, 0.62d, Basic, 2-27
Ring, Retaining, Ext, 1.12d, 2-11
Ring, Retaining, Ext, 1.25d, 2-21
Ring, Retaining, Ext, 1.375od, 2-19
Ring, Retaining, Int., 2-27, 3-59
Ring, Seal, 4-4
Rivet, Blind, .125d X 0.54 X .25d, Alm, 3-48
Rivet, Blind, .188d X 0.45 X .62d, Alm, 2-25
Rivet, Blind, .188d X 0.53 X .62d, Alm, 3-33
Rivet, Plstc, Circuitboard, 2-15
Rod Assy, Sqge, Replmt [T16], 2-39
Rod Wldt, Prop, 2-9
Rod, Thrd, 2end, M8x1.25/ M10x1.5 04.7l, 2-41

Rod, Thrd, Full, .25-20 01.5l, 2-15

S

Screen, Pump, 3-25
Screw Kit, 4-4
Screw, Btn, M5 X 1.0 X 12, Blk, 2-9, 2-13
Screw, Btn, M8 X 1.25 X 20, Blk, 2-7, 3-25
Screw, Flt, Phl, 10-32 X 0.31, 4-7
Screw, Flt, Soc, M6 X 1.00 X 20, 10.9, 3-43
Screw, Flt, Soc, M6 X 1.00 X 25, 10.9, 2-29, 2-31
Screw, Hex, .25-20 X 0.50, G5, 2-51
Screw, Hex, .25-20 X 0.50, NI, 2-15
Screw, Hex, .31-18 X 0.75, Sems, 3-47
Screw, Hex, .38-16 X 0.88, G5, 3-9
Screw, Hex, .44-20 X 1.00, G5, 3-47
Screw, Hex, 06-20 X 0.38, Fmg/Ab, Pl, 3-23
Screw, Hex, M10 X 1.5, 2-11
Screw, Hex, M10 X 1.50 X 100, 8.8, 3-7
Screw, Hex, M10 X 1.50 X 20, Ss, 2-29, 2-31, 3-37
Screw, Hex, M10 X 1.50 X 25, Ss, 2-19, 2-21, 3-7, 3-39, 3-43
Screw, Hex, M10 X 1.50 X 30, 8.8, 3-5
Screw, Hex, M10 X 1.50 X 35, 9.8, Sems, 2-11, 3-57, 3-63, 3-65
Screw, Hex, M10 X 1.50 X 60, Ss, 2-21
Screw, Hex, M10 X 1.50 X 80, 8.8, 3-9
Screw, Hex, M10 X 1.50 X 90, 8.8, 2-7
Screw, Hex, M12 X 1.75 X 40, Ss, 2-25
Screw, Hex, M12 X 1.75 X 60, 8.8, 3-59, 3-61
Screw, Hex, M4 X 0.70 X 50, Ss, 4-7
Screw, Hex, M5 X 0.80 X 10, Fl, 2-9
Screw, Hex, M5 X 0.80 X 12, 8.8, 2-15, 3-47
Screw, Hex, M5 X 0.80 X 12, Ss, 2-37
Screw, Hex, M5 X 0.80 X 20, 8.8, 3-9
Screw, Hex, M5 X 0.80 X 25, Ss, 2-15, 3-31
Screw, Hex, M6 X 1.00, 2-17, 3-21, 3-27
Screw, Hex, M6 X 1.00 X 10, Fmg, 3-67
Screw, Hex, M6 X 1.00 X 110mm, Ss, 3-57
Screw, Hex, M6 X 1.00 X 12, Fmg, 2-25
Screw, Hex, M6 X 1.00 X 16, Fmg, 2-37, 3-59
Screw, Hex, M6 X 1.00 X 16, NI, Ss, 3-61
Screw, Hex, M6 X 1.00 X 16, Ss, 2-9, 2-27, 2-35, 3-11, 3-29, 3-41
Screw, Hex, M6 X 1.00 X 20, 8.8, 2-9, 3-31
Screw, Hex, M6 X 1.00 X 20, Fmg, 2-7
Screw, Hex, M6 X 1.00 X 20, Ss, 2-7, 2-19, 2-23, 2-35, 3-29, 3-59
Screw, Hex, M6 X 1.00 X 25, 9.8, Sems, 3-57, 3-63
Screw, Hex, M6 X 1.00 X 25, Ss, 3-23, 3-57
Screw, Hex, M6 X 1.00 X 30mm, Ss, 3-61
Screw, Hex, M8 X 1.25 X 100, 8.8, 2-7
Screw, Hex, M8 X 1.25 X 100, Ss, 3-35
Screw, Hex, M8 X 1.25 X 110, Ss, 2-29, 2-31, 2-37
Screw, Hex, M8 X 1.25 X 12, Ss, 3-39
Screw, Hex, M8 X 1.25 X 130, Ss, 2-21

Screw, Hex, M8 X 1.25 X 16, 8.8, 2-11, 2-19, 3-47
Screw, Hex, M8 X 1.25 X 16, Ss, 2-9, 2-33, 2-37, 3-37
Screw, Hex, M8 X 1.25 X 20, 8.8, 2-11
Screw, Hex, M8 X 1.25 X 20, Fmg, 2-7
Screw, Hex, M8 X 1.25 X 20, Ss, 2-7, 2-13, 2-27, 2-33, 2-35, 2-37, 3-29, 3-59
Screw, Hex, M8 X 1.25 X 20, Ss, Sems, 2-7, 2-9, 2-27, 2-33, 2-37, 2-39, 2-51, 3-5, 3-9, 3-11, 3-17, 3-23, 3-25, 3-31, 3-37, 3-41, 3-47, 3-55, 3-63
Screw, Hex, M8 X 1.25 X 25, 8.8, 3-5
Screw, Hex, M8 X 1.25 X 25, 9.8, Sems, 2-7, 2-13, 3-11, 3-17, 3-39
Screw, Hex, M8 X 1.25 X 25, Ss, 2-7, 2-23, 2-27, 2-33, 2-37, 2-39, 3-25, 3-35, 3-39, 3-63
Screw, Hex, M8 X 1.25 X 25, Ss, NI, 2-33
Screw, Hex, M8 X 1.25 X 30, 9.8, Sems, 3-7, 3-57
Screw, Hex, M8 X 1.25 X 30, Ss, 2-39, 3-39
Screw, Hex, M8 X 1.25 X 35, 9.8, Sems, 2-15, 3-65
Screw, Hex, M8 X 1.25 X 35, Fl, Ss, 3-35, 3-39
Screw, Hex, M8 X 1.25 X 35, NI, Ss, 2-33
Screw, Hex, M8 X 1.25 X 40, 8.8, Fl, 2-11
Screw, Hex, M8 X 1.25 X 50, Fl, Ss, 3-55
Screw, Hex, M8 X 1.25 X 50, Ss, 2-41
Screw, Hex, M8 X 1.25 X 70, Ss, 2-21
Screw, Hex, M8 X 1.25 X 80, 8.8, Fl, 3-63
Screw, Pan, 06- X 0.38, F/ Plstc, 3-33, 3-55
Screw, Pan, M5 X 0.80 X 30, Ss, 2-15, 3-23, 3-41
Screw, Pan, M8 X 1.25 X 25, Blk, 3-43
Screw, Pan, Phl, .31-18 X 1.00, G2, 2-9
Screw, Pan, Phl, 06-20 X 0.50, Fmg/Ab, 2-51
Screw, Pan, Phl, 06-32 X 1.00, G1, 2-17
Screw, Pan, Phl, 08-16 X 0.50, F/ Plstc, 2-9, 3-48
Screw, Pan, Phl, 10-14 X 0.75, F/ Plstc, 2-5
Screw, Pan, Phl, 10-14 X 1.00, F/ Plstc, 2-33
Screw, Pan, Phl, 12-16 X 0.50, F/ Plstc, 3-48
Screw, Pan, Phl, M3 X 0.50 X 10, 4.8, 3-55
Screw, Pan, Phl, M3 X 0.50 X 12, 4.8, 3-11
Screw, Pan, Phl, M3 X 0.50 X 20, 4.8, 2-15
Screw, Pan, Phl, M4 X 0.70 X 10, 4.8, 2-9
Screw, Pan, Phl, M4 X 0.70 X 10, Ss, 3-55
Screw, Pan, Phl, M4 X 0.70 X 16, 4.8, 2-9
Screw, Pan, Phl, M4 X 0.70 X 16, Ss, 2-27, 3-25, 3-43
Screw, Pan, Phl, M4 X 0.70 X 35, Ss, 2-3
Screw, Pan, Phl, M5 X, 2-25, 3-11, 3-13, 3-19
Screw, Pan, Phl, M5 X 0.80 X 16, 4.8, 2-51
Screw, Pan, Phl, M5 X 0.80 X 16, Tcut, Ss, 4-7
Screw, Pan, Phl, M5 X 0.80 X 25, 4.8, 3-57
Screw, Pan, Phl, M6 X 1.00 X 35, Ss, 2-3, 2-5
Screw, Pan, Phl, M8 X 1.25 X 20, 4.8, 2-33

Screw, Set, Soc, 08-32 X 0.25, NI, 2-27, 3-59
 Screw, Set, Soc, M6 X 1.00 X 8, NI, 2-11
 Screw, Soc, M6 X 1.00 X 20, 12.9, 2-13
 Screw, Soc, M8 X 1.25 X 80, 12.9, 3-5
 Seal, Afmkt, Bulb, Dual, 0.30G, 02Ft, 2-33
 Seal, Afmkt, Bulb, 0.30G, 08Ft, 2-33, 2-37
 Seal, Afmkt, Wiper, 02Ft, 2-9
 Seal, Foam, 0.13 2.00w 12.0l, Adh, 2-7, 3-25
 Seal, Mtg, Vacfan, 2-35, 3-29
 Seal, Org, .103 X 0.773id, 4-9
 Seal, Org, .125 X 0.113id [Nitrile], 3-31
 Seal, Rbr, Clsd, 0.375, 5.0d 2.5h, 3-57
 Seal, Rbr, Clsd, 0.75, 0.75w 05.5l Adh, 2-9
 Seal, Wire, 14/16ga [Wp / Mp280 Sealed], 4-5
 Seat Kit, Dlx, Ci [T16], 3-47
 Seat, Std, 2-9
 Seat, Suspension [Michigan Model V-5200], 3-47
 Seatbelt, Retractable, 3-47
 Sensor, Capacitive, 3-23
 Sensor, Level, Liq, 14vdc 01a .62-11, 2-33
 Sensor, Position [Hall], 4-11
 Sensor, Press, 3 Psi, 8-30vdc, 2-37
 Shaft Assy, Steering, 2-11
 Shaft Wldt, Lift, Tool, 2-21
 Shaft, Drive, 2-27
 Shaft, Drive, Pre-Sweep, Lrg Brg, 3-59
 Shaft, Idler, Brush, Main, 3-61
 Shaft, Steering, 4-3
 Sheave, 07grv, 03.3pd 0.63b [Pj], 2-27, 3-59
 Sheave, 07grv, 1.22pd 0.55b [Pj], 2-27, 3-59
 Sheave, Idler, 015mmid, 2.44pd, 3-35
 Shield, Plug, Drive, 3-61
 Shroud, Corner, Lh, Afmkt [T16], 2-7
 Shroud, Frame, Afmkt [T16], 2-7
 Shroud, Front, Afmkt [T16], 2-7
 Shroud, Seat, Afmkt [T16], 2-9
 Skirt, Neo, .18, 03.94w 24.57l, 05/ Sl, 1-1, 3-57
 Skirt, Rbr, .06, 03.36w 24.12l, 05/ Hole, 1-1, 3-57
 Skirt, Rbr, .06, 04.25w 024.09l, 05/ Sl, 1-1, 3-57
 Skirt, Rbr, .12, 03.75w 28.00l, 04/ Sl, 1-1, 2-23
 Skirt, Rbr, .12, 03.75w 37.00l, 04/ Sl, 1-1, 2-23
 Skirt, Rbr, .12, 09.46w 18.93l, 04/ Hole, 1-1, 3-59, 3-61
 Sleeve, 0.32b 0.50d 0.3l, 2cham, Ss, 3-65
 Sleeve, 0.40b 0.62d 1.5l, Cham, 2-21
 Sleeve, Flng, 0.32b 1.00/0.50d 0.6l, Ss, 2-39
 Sleeve, Nyl, 1.22id 35.0l, 2-19
 Sleeve, P/M, 0.32b 0.44d 0.1l [430ss], 2-9
 Sleeve, P/M, 0.32b 0.44d 0.2l [430ss], 2-33
 Sleeve, P/M, 0.32b 0.50d 0.3l [430ss], 3-65
 Sleeve, P/M, 0.32b 0.50d 0.5l [430ss], 3-39, 3-65

Sleeve, P/M, 0.34b 0.63d 0.4l, Ss / Oil, 2-33
 Sleeve, P/M, 0.34b 0.63d 1.2l, Bnz, 2-41
 Sleeve, P/M, 0.51b 0.63d 0.3l, Pl, 3-35
 Sleeve, P/M, Flng, 0.33b 0.75/0.50d 0.8l, 2-33
 Sleeve, Wheel, Sba, 3-37
 Spacer, Alm, 4-4
 Spacer, Arm, Brush, 3-61
 Spacer, Battery, 1.25 X 3.3 X 13.7, Foam, 3-51
 Spacer, Brg, 2-27, 3-59
 Spacer, Idler .25 Lg, 3-35
 Spacer, Latch, Fltr, 2-9
 Spacer, Rnd, 2-21
 Spacer, Sqge, Neo, 3-37
 Spray Hose Kit, Ci [T16], 3-31
 Spring, Cmpr, 0.98od .13wir 01.3l, Ss, 2-41
 Spring, Cmpr, 1.10od .17wir 02.5l, Pl,Mw, 2-21
 Spring, Extn, 0.35od 0.05wir 02.8l, 4-11
 Spring, Extn, 0.50od 0.07wir 03.0l, 4-11
 Spring, Extn, 0.62od 0.08wir 03.0l, 2-29, 2-31
 Spring, Extn, 1.13od 0.13wir 04.50l, 3-39
 Spring, Extn, 1.26od 0.18wir 03.4l, 2-39
 Spring, Retaining, Brush, 2-5
 Spring, Tors, 0.55id .05wir 04.0coil, 4-11
 Spring, Wir, 0.16d, Brush Retaining, 2-3, 2-5
 Sprocket, 4-3
 Sprocket, Steering, 0.75b, 2-11
 Sprocket, Steering, 1.12b, 2-11
 Squeegee Assy, Rear, Gum, Aftmkt [T16], 2-41
 Squeegee Assy, Rear, Linatex, Aftmkt [T16], 2-41
 Squeegee Assy, Rear, Ure, Aftmkt [T16], 2-41
 Squeegee, Hand, 3-33
 Stabilizer Wldt, Str, 2-7
 Stand-Off, Wir, M6, Insulator, Panel, 2-15
 Steer-Control Assy, Wheel Drive, 4-3
 Steer-Control Assy, Wheel Drive (See Breakdowns), 2-19
 Strainer, Soltn, 20mesh, Cyl, 3.5d 09.5l, 3-23
 Strap Assy, Sqge, Side, 2-29, 2-31
 Strap, Mtg, Sensor, 3-23
 Strap, Retainer, Handle, 3-33
 Strap, Static, W/Grommet, .19 1.1w 25.0l, 2-7
 Strip, Retainer, Skirt, Front, 2-23
 Strip, Retainer, Skirt, Front, Lh, 2-23
 Stud, Ball, .39d .31-16, Gasspring, 3-39
 Switch, Ignition [Merit GmbH], 2-13
 Switch, Press, 25 Psi, Pm02, 3-11
 Switch, Rocker, Dpdt, On / None / On, 2-13, 3-31
 Switch, Rocker, Dpst, On / None / On, 3-45
 Switch, Rocker, Prgrsv, 2-51, 3-3, 3-67
 Switch, Rocker, Spst, Mom, 4-7
 Switch, Safety, Shutoff, 2-13
 Switch, Seat, No [Delta 6500], 3-47
 Switch, Snap, 15a, Rlr, 2-15

T

Tank, Recvy, Rm-Cptl, Trimmed [T16], 2-33
 Tank, Soltn, Es, Afmkt [T16], 3-25
 Tank, Soltn, Rm-Cptl, Trimmed [T16], 2-37
 Terminal, Fem, Mp280, Sealed, 18-16ga, 4-5
 Tie, Cable, Nyl, 07.3l .19w 1.8 Max D, 2-51
 Tie, Cable, Nyl, 11.0l, .14w, 3.0 Max. D, 3-29
 Tie, Cable, Nyl, 11.4l .19w 3.0 Max D, 2-35, 2-51
 Tie, Cable, Nyl, 14.5l .30w 4.0 Max D, 3-17, 3-19
 Tire Assy, Solid, 300mm X 100mm, Rbr, 2-19
 Tire Assy, Solid, 300mm X 100mm, Ure, 2-19
 Tire Kit, Puller, 4-4
 Tray, Console, Afmkt [T16], 2-9
 Tray, Debris, 11.0l, 2-33
 Tread, Non-Skid, Step, 06.5w 16.3l, Sba, 3-43
 Tube Assy, Float, 42.0 L, 2-37
 Tube Wldt Kit, Console, Instmt, Ci, 4-9
 Tube Wldt, Arm, Brush, Side, 3-63
 Tube Wldt, Ohg, 3-5
 Tube, 0.25id 0.52od 03.4l, Stl, 3-57
 Tube, 0.34id 0.62od 00.2l, Stl, 3-5
 Tube, 0.51id 0.74od 01.4l, Stl, Pl, 3-59, 3-61
 Tube, Column, Steering, 2-11
 Tube, Guard, 3-9

V

Vac Wand Kit, Ci [T16], 3-33
 Vacfan Kit, Dual, Ci [T16], 3-29
 Vacfan Kit, Sgl, Ci [T16], 2-35
 Valve Kit, Check, Pump, Water, 3-23
 Valve Kit, Pump, 4-12
 Valve, Check, 0002psi [FaST li+], 4-10
 Valve, Check, 0005psi [FaST li+], 4-10
 Valve, Check, 0005psi Bm06/Bm06, 3-17, 3-19
 Valve, Check, 0030psi Pm04/Pf04, 3-11
 Valve, Check, Pump, Water, 3-23
 Valve, Solenoid, 0.25" Orifice, 24vdc, 4-7
 Valve, Water, Solenoid, 36vdc 6.0mm Pf04, 3-13, 3-19
 Valve, Water, Solenoid, 36Vdc Bm10/Bm10, 3-41
 Valve, Water, Solenoid, 36vdc Bm12/Bm12, 2-37

W

Washer Flat, 0.50, Sae, 2-25, 3-65
 Washer, Flat, .19b .50d .06, Alm, Blind, 3-33
 Washer, Flat, 0.12b 0.38d .03, Pl, 3-33
 Washer, Flat, 0.16b 0.38d .05, Pl, 06, 3-11
 Washer, Flat, 0.19b 0.44d .05, Pl, 08, 3-67
 Washer, Flat, 0.19b 0.50d .03, Stl, Blk, 2-13

CROSS REFERENCE

Washer, Flat, 0.25, Fendr, 3-57
Washer, Flat, 0.25, Sae, 2-7, 2-17, 2-51,
3-21, 3-27
Washer, Flat, 0.25, Std, 2-15, 2-29, 2-31
Washer, Flat, 0.25b 0.47d .06, Brs, 2-17
Washer, Flat, 0.25b 0.56d .05, Pl, 10, 2-15,
2-29, 2-31, 2-51
Washer, Flat, 0.27b 0.69d .05, Ss, 2-3,
2-5, 2-7, 2-9, 2-19, 2-23, 2-27, 3-11,
3-57, 3-59
Washer, Flat, 0.28b 1.00d .06, Stil, 2-35,
3-29
Washer, Flat, 0.28b 1.00d .06, Stil, Blk,
3-61
Washer, Flat, 0.31, Sae, 2-11, 2-17
Washer, Flat, 0.31, Std, 2-9, 2-11, 2-21,
3-47, 3-57
Washer, Flat, 0.31b 0.67d .07, Stil, Blk, 3-5
Washer, Flat, 0.32b 1.00d .12, Ss, 2-7,
2-21, 2-23, 2-27, 2-33, 2-35, 2-37,
2-39, 2-41, 3-29, 3-55, 3-61, 3-63,
3-65
Washer, Flat, 0.34b 0.69d .06, Nyl, 2-9
Washer, Flat, 0.34b 1.50d .12, Stil, Pl, 2-21
Washer, Flat, 0.38, Sae, 2-9, 2-11
Washer, Flat, 0.38, Std, 2-7, 2-17, 3-5, 3-9
Washer, Flat, 0.38b 0.88d .08, Ss, 2-7,
2-9, 2-23, 2-27, 3-9, 3-25, 3-35, 3-37,
3-39, 3-59, 3-63, 3-65
Washer, Flat, 0.44b 0.88d .06, Nyl, 2-39
Washer, Flat, 0.44b 1.00d .08, Ss, 2-19,
2-21, 2-29, 2-31, 2-39, 3-7, 3-37, 3-43
Washer, Flat, 0.45b 1.00d .12, Ss, 3-47
Washer, Flat, 0.50, Std, 2-39, 3-35
Washer, Flat, 0.50b 1.00d .38, Stil, Pl, 3-35
Washer, Flat, 0.52b 1.25d .06, Nyl, 3-35
Washer, Flat, 0.66b 2.50d .19, Ss, 3-63
Washer, Flat, 0.91b 1.38d .06, Stil, Pl, 2-13
Washer, Flat, 08, Ss, 2-3, 4-7
Washer, Flat, 1.02b 1.75d .12, Stil, 3-31
Washer, Flat, 10, Ss, 2-37, 3-9, 3-11, 3-13,
3-19, 3-23, 3-25, 3-31, 3-41
Washer, Flat, Belleville, .25, 3-61
Washer, Flat, Belleville, .31, 2-23, 2-27,
3-37, 3-59
Washer, Lock, Int-Ext, 0.25, 2-17
Washer, Lock, Int-Ext, 0.31, 2-7, 2-33,
2-37
Washer, Lock, Int, 0.25, 2-15, 2-17
Washer, Lock, Int, 0.31, 3-67
Washer, Lock, Int, 0.31, Ss, 2-17
Washer, Lock, Int, 0.88, Pl, 2-13
Washer, Lock, Int, 04, 2-15
Washer, Lock, Int, 10, 3-67
Washer, Retainer, Spring, 3-31
Washer, Sealing, 0.28b 0.75d Ss, Neo,
2-35, 3-23, 3-29
Washer, Thrust, 0.34b 1.00d .06 [Garlok],
3-39
Washer, Thrust, 0.41b 1.50d 0.25w, 3-39
Washer, Thrust, 0.61b 1.25d .06, Fgl, 2-29,
2-31
Washer, Thrust, 0.79b 1.42d 0.06[Garlok],
2-11
Washer, Thrust, 1.81b 2.93d .06w, Plstc,
2-39
Washer, Thrust, 50.0b 110.0d 0.79w, 3-31
Washer, Thrust, Plstc 1.02b 1.38d, 3-31

Wheel Assy, Drive, 4-4
Wheel Assy, Drive (See Breakdowns), 2-19
Wheel, 04.0d 0.89w 0.64b, 1-1, 2-41
Wheel, 04.0d 2.56w 0.41b, 2-7
Wheel, 05.0d 2.00w 0.75b, Gray, W/ Bshg,
3-37
Wheel, Pyu, [300x100 Red], 4-4
Wheel, Steering, 14.4d, 2-11